PROFAX®

Quality Products for Welding Since 1969!

2016 CATALOG

LENCO®

Quality Welding Accessories Since 1948!

AWS

OG0116

www.profax-lenco.com

GAWDA
GASES AND WELDING DISTRIBUTORS ASSOCIATION

TELEPHONE:
TEL: (281) 485-6258
FAX: (281) 485-8030

QUICK REFERENCE

ADDRESS:
1603 NORTH MAIN
PEARLAND, TX 77581

QUICK REFERENCE

	PAGE(S)
180 AMP - 500 AMP AIR COOLED MIG & FLUX CORE	29 - 81
400 AMP - 500 AMP AIR COOLED MACHINE TORCH	82 - 89
600 AMP WATER COOLED MIG & FLUX CORE	90 - 92
130AMP - 450AMP SELF-SHIELD FLUX CORE	93 - 101
SUB ARC & SMALL BORE TORCHES	102 - 107
QCC CONDUITS AND WIRE STRAIGHTENERS	108 - 109
AEC 200 SPOOL GUNS AND CONTROLS	110 - 119
PRO II & IV WIRE FEEDERS	120 - 122
TIG MASTER® TIG TORCHES, ACCESSORIES, TUNGSTEN & COLD WIRE FEEDER	123 - 154
EASYkleen & ARC GOUGING TORCHES AND CARBONS	155 - 168
CERAMIC BACKING TAPE AND WATER SOLUBLE PAPER	169
FLOWMETERS, BALLOON FILLERS, GUAGES, CUTTING TIPS, SINGLE AND TWIN HOSE, WELD FILLET GAUGES, AND 8 WAY PLIERS	170 - 172
POWER SOURCES, PORTABLE CUTTING BEVELING MACHINES, WELDING POSITIONERS, TURNING ROLLS & MANIPULATORS	173-183
ADJUSTMENT SLIDE, OSCILLATOR LINEAR TYPE, OSCILLATOR ANGLE TYPE, WELDING SLIDE, COMPOUND SLIDES, & MOTORIZED WELDING CROSS SLIDES	184 - 185

REPLACEMENT PARTS

Bernard®	186-189
Bortech®	189
Cobramatic®	190-191
Esab®	192-193
Lincoln®	194-217
Miller®	218-231
Thermal Arc®	231
Tregaskiss®	232-233
Tweco®	234-243

PLASMA Coolant, Cable Covers, Regulators and Filters 244

REPLACEMENT PARTS

Cebora®	245
Century®, Esab®	246-249
Hypertherm®	250-255
Lincoln Electric®	256
Miller Electric Mfg. Co.®	256-257
Smith Merkle®, Snap-On®	258
Thermal Dynamics Corp.®	259-265

CONTACTORS 266-269

Quick Reference

	PAGE(S)
ELECTRODE HOLDERS	2 - 5
GROUND CLAMPS	6 - 8
ROTARY GROUND CLAMPS	9 - 11
CABLE CONNECTORS	12 - 13
CABLE LUGS AND SPLICERS	14 - 15
Dinse STYLE MACHINE PLUGS AND TIG ADAPTERS	16 - 17
ADAPTERS, RECEPTACLES, CONNECTORS, & OUPUT TERMINALS	18
CHIPPING HAMMERS	19 - 21
CIRCLE BURNER & WELDING BLANKETS	22
ELECTRODE STABILIZING ROD OVENS	23
AUTOMOTIVE RESISTANCE SPOT WELDERS	24 - 25
ARC-FORCE VALUE LINE	26 - 27

TELEPHONE:
TEL: (573) 243-3141
FAX: (573) 243-7122

Copyright 2016 & 2017 PROFAX, Pearland, Texas
All Rights Reserved
No page or part of any page in this catalog may be reproduced in any form without written permission of copyright owners shown above.

ADDRESS:
319 WEST MAIN
JACKSON, MO 63755

QUALITY ELECTRODE HOLDERS

"AF"/"HT" Series

LENCO electrode holders are designed to fit comfortably in the welder's hand. Each design allows the LENCO electrode holder to fit a welder's hand like a glove and provide superior electrode control.

ROHS Compliant

Choosing The Right Size...

ELECTRODE HOLDER

The choice of an electrode holder that will be lightweight, run cool, and at the least cost can be determined first by the maximum rod used and second, by the maximum amperage setting used. LENCO holder numbers indicate the amperage capacity. For example, an AF-2 holder has a maximum amperage capacity of 250 amps. Match the holder to the rod and amperage used for greatest efficiency.

LENCO "AF"/"HT" Series Electrode Holders Offer All These Features

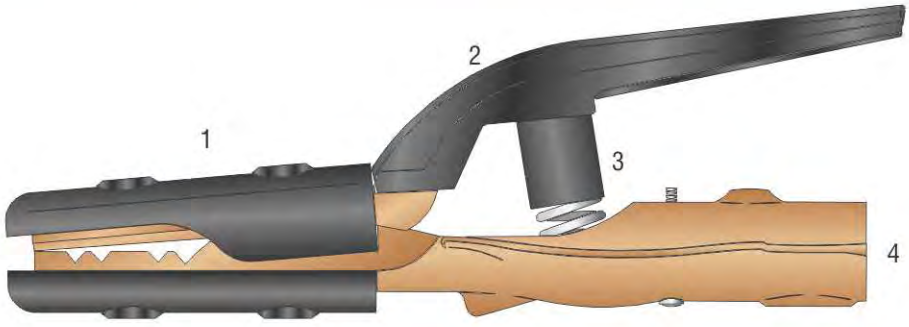

1. LENCO's durable tip insulators are molded from a high impact/high temperature fiberglass compound.
2. The upper lever is fully insulated. The low profile "AF" Series design fits your hand comfortably while the "HT" Series allows greater hand clearance.
3. LENCO's powerful spring holds the electrode securely in place and prevents electrode slippage. The spring is protected by a Lexan cup insulator.
4. LENCO's specially designed oval-point screw makes it easy to install our holder on a cable. Just strip off the appropriate length of cable insulation and insert it into the holder body, then tighten down the large oval-point screw with an allen wrench. This makes an excellent connection. As a safety precaution, the handle retention screw is upset to prevent removal.

Material Construction

AF/HT-2, 25, 3, 35 and 50 holder handles are molded from a durable glass filled nylon material with excellent heat and impact resistance.

LENCO electrode holders (upper and lower tongs) are made from a high copper alloy for maximum conductivity and strength. The top and bottom tip insulators are a molded fiberglass compound and will withstand intensive heat and impact. Parts for all models are replaceable. The oval-point screw cable connection is standard on all models.

QUALITY ELECTRODE HOLDERS

Light, Medium, and Heavy Duty Models

"AF" Series

"HT" Series

	Model	Item Code No.	Amp Capacity	Cable Capacity	Electrodes Up To	Length	Weight
Light Duty	AF-2	01020	200-250	1/0 (50mm²)	5/32" (3.97mm)	8¼" (210mm)	12 oz. (345g)
Medium Duty	AF-25	01030	250-300	2/0 (70mm²)	3/16" (4.75mm)	8½" (216mm)	16 oz. (450g)
	AF-3	01040	300-350	2/0 (70mm²)	1/4" (6.35mm)	10" (254mm)	21 oz. (600g)
Heavy Duty	AF-35	01050	350-400	3/0 (70mm²)	1/4" (6.35mm)	10" (254mm)	24 oz. (680g)
	AF-50	01060	450-500	4/0 (95mm²)	3/8" (9.53mm)	10½" (267mm)	31 oz. (880g)
Light Duty	HT-2	01320	200-250	1/0 (50mm²)	5/32" (3.97mm)	9" (229mm)	13 oz. (360g)
Medium Duty	HT-25	01330	250-300	2/0 (70mm²)	3/16" (4.75mm)	9¾" (248mm)	19 oz. (540g)
	HT-3	01340	300-350	2/0 (70mm²)	1/4" (6.35mm)	10½" (267mm)	23 oz. (650g)
Heavy Duty	HT-35	01350	350-400	3/0 (70mm²)	1/4" (6.35mm)	10½" (267mm)	24 oz. (680g)
	HT-50	01360	450-500	4/0 (95mm²)	3/8" (9.53mm)	10½" (267mm)	31 oz. (880g)

Holders may be custom imprinted with company name.

Holder Replacement Parts

Replacement parts for all LENCO electrode holders are available and easily installed. Select the parts you need from the illustration. Part names are shown below and the part number is under the holder number in the same column.

ELECTRODE HOLDER

1. Tip Insulator w/Screws
2. Upper Body Tong, Insulated
3. Spring Cup Insulator
4. Spring Set (with items 3 & 5)
5. Spring Flat Insulator
6. Molded Handle
7. Hinge Pin
8. Lower Body Tong
9. Oval-Point Screw

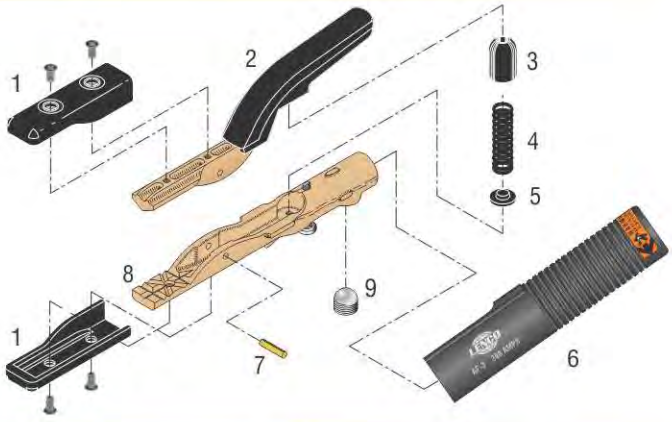

"AF"/"HT" - Series

		Electrode Holder Model and Item Code No.									
Item No.	**Description**	**AF-2**	**HT-2**	**AF-25**	**HT-25**	**AF-3**	**HT-3**	**AF-35**	**HT-35**	**AF-50**	**HT-50**
1	Tip Insulator, w/Screw	01325	01325	01325	01325	01335	01335	01335	01335	01335	01335
2	Upper Body Tong	01021	01321	01031	01331	01051	01341	01051	01341	01051	01341
3	Spring Cup Insulator	01027	01071	01071	01337	01071	01337	01071	01337	01071	01337
4	Spring Set, w/Insulators (Lexan Cup & Flat Insulator)	01026	01324	01034	01334	01054	01334	01054	01334	01069	01364
5	Spring Flat Insulator			01070	01070	01070	01070	01070	01070	01070	01070
6	Molded Handle	01023	01323	01033	01333	01042	01343	01053	01353	01066	01363
7	Hinge Pin	01214	01214	01214	01214	01223	01223	01223	01223	01223	01223
8	Lower Body Tong	01022	01022	01032	01032	01041	01041	01052	01052	01062	01062
9	Oval-Point Screw	01025	01025	01025	01025	01225	01225	01068	01068	01068	01068
	Tip Insulator Screws, doz.	01065	01065	01065	01065	01065	01065	01065	01065	01065	01065

FULLY INSULATED DURO HOLDERS

Light, Medium, and Heavy Duty Models

DEPENDABLE ELECTRODE HOLDERS

Duro has produced dependable and efficient holders since 1932. They are lightweight and perfectly balanced to make working less awkward no matter where the weld must be made. The jaws are made with a unique internal tension design which is extremely durable. The positive energy saving grip of the jaws holds large or small electrodes equally well. All parts are easily replaced using a screwdriver and wrench. Check these features:

"This is the Original Duro Product."

- Unique internal tension design lasts longer
- Positive grip jaws hold small or large electrodes
- Easily replace parts quickly using only screwdriver and wrench
- No coil spring to lose its tension
- Safe, square guard protects hands from heat; prevents rolling and grounding when set down
- Screw-in type jaws replaced with only a wrench
- Cool operating and cool handling

	Model	Item Code No.	Amp Capacity	Cable Capacity	Electrodes Up To	Length	Weight
Light Duty	250-I	016250	250	1/0 (50mm²)	3/16" (4.75mm)	9-1/2" (241mm)	13 oz. (360g)
Medium Duty	300-I	016300	300	2/0 (70mm²)	1/4" (6.3mm)	11-5/8" (295mm)	20 oz. (570g)
Heavy Duty	400-I	016400	400	3/0 (70mm²)	5/16" (7.9mm)	12-1/4" (311mm)	24 oz. (677g)
	600-I	016600	600	4/0 (95mm²)	3/8" (9.5mm)	13-1/4" (337mm)	36 oz. (1kg)

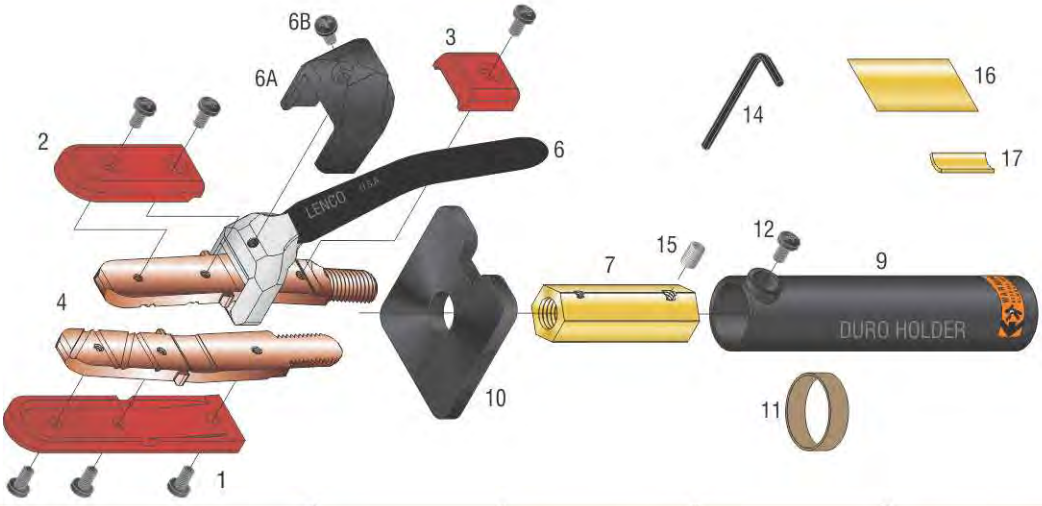

DESCRIPTION	ITEM NO.	#250-I	#300-I	#400-I	#600-I
Bottom Jaw Insulator	1	016251	016301	016401	016401
Top Jaw Insulator - Large	2	016252	016302	016402	016402
Top Jaw Insulator - Small	3	016253	016303	016403	016403
Jaws - Plain (upper & lower)	4	016254	016304	016404	016404
Jaws with Insulators		016255	016305	016405	016405
Trigger - Plain	6	016256	016256	016256	016256
Trigger Insulator Cover	6A	016256A	016256A	016256A	016256A
Trigger Insulator Screw - 6 pcs	6B	016256B-6	016256B-6	016256B-6	016256B-6
Brass Core w/Hardware Kit	7	016257	016307	016407	016607
Trigger with Insulator		016258	016258	016258	016258
Handle	9	016259	016309	016409	016609
Guard	10	0162510	016310	016410	016410
Rubber Insulator for Handle Screw	11	N/A	016311	016311	016311
Handle Screw	12	0162512	016312	016312	016312
Screw for Jaw Insulation - 6 pcs		016256B-6	016256B-6	016413-6	016413-6
Screw for Jaw Insulation - 100 pcs		016256B-100	016256B-100	016413-100	016413-100
Allen Wrench	14	0162514	0162514	0162514	016614
Set Screw for Core Requires 2 for 400 & 600	15	0162515	0162515	0162515 Uses 2	016615 Uses 2
Brass Foil	16	0162516	0162516	0162516	0162516
Curved Brass Piece	17	0162517	0162517	0162517	0162517

QUALITY ELECTRODE HOLDERS

"Twister" and Isolator Electrode Holder

The LT-250/400 design minimizes exposed screws, internal metal parts or any current carrying members in the holder for added user safety.

	Model	Item Code No.	Amp Capacity	Cable Capacity	Electrodes Up To	Length	Weight
Medium Duty	LT-250	01420	250	2/0 (70mm^2)	3/16" (4.75mm)	8" (203mm)	11 oz. (310g)
	RHA-250*	01430	250	—	3/16" (4.75mm)	3-1/2" (89mm)	5.4 oz. (153g)
Heavy Duty	LT-400	01410	400	3/0 (70mm^2)	1/4" (6.35mm)	8-15/16" (227mm)	22 oz. (624g)
	RHA-400*	01400	400	—	1/4" (6.35mm)	4-1/8" (105mm)	9 oz. (255g)

***MODEL RHA-250/400** Replaceable Head Only

Holders may be custom imprinted with company name.

LT-250/400 Holder Replacement Parts

Item No.	Description	LT-250 Item Code No.	LT-400 Item Code No.
1.	Head Insulator	01422	01472
2.	Head Insulator Screw	01485	01485
3.	Head Member	01427	01477
4.	Spring Cup	01425	01284
5.	Spring Coil	01426	01286

Item No.	Description	LT-250 Item Code No.	LT-400 Item Code No.
6.	Handle	01424	01474
7.	Pressure Pin	01423	01481
8.	Brass Body w/Screws	01432	01482
9.	Pressure Pin Screw	01485	01485
10.	Oval-Point Screw (2)	01025 (1)	01025 (2)

Isolator Holders

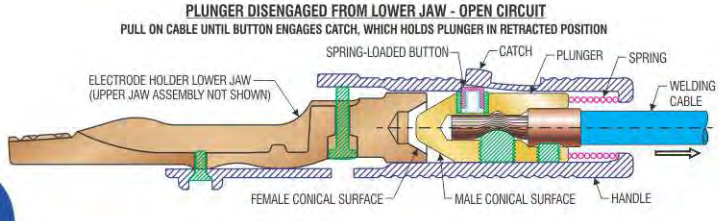

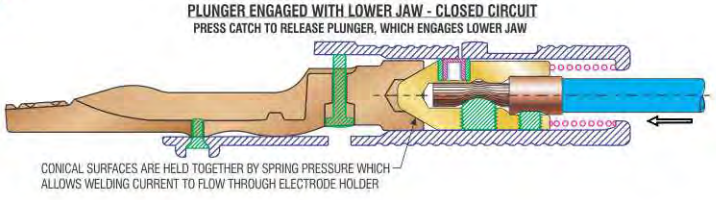

Model	Item Code No.	Description
IS-25	01525	AF Style Isolator w/cable
ISH-25	01555	HT Style Isolator w/cable

FEATURES

- Electrode holder with locking mechanism
- Helps protect user from OCV
- Safely reinsert electrode and position into tight, difficult areas
- Available in AF or HT style holders, designed for 250 amps using 3/16" electrode maximum
- Complete with 12' of No. 2 cable & LC-1040 male connector or optional *Dinse* Style connector.

GROUND CLAMPS

A good ground connection is just as important in a welding circuit as the holder and the cables. A good ground clamp reduces energy costs, extends cable life, helps produce consistent welds and allows ground location to be easily changed.

Economy Ground Clamps

MG-180

EG-200

EG-300

EG-500

The **Model MG-180** is a molded non-conductive ground clamp with copper jaws.
The **Model EG-200** ground clamp is ideal for light duty welding. May be used for other light duty applications.
The **Model EG-300** ground clamp is ideal for the farm welder or for light shop work.
The **Model EG-500** is excellent for field erection or where clamping to bar stock, piping or various shapes of metal is necessary. The pure copper braided shunt allows both high copper alloy jaws to carry welding current. A rugged, all steel body protects the heavy duty spring.

Model	Item Code No.	Amp Capacity	Type of Cable Connection	Weight	Jaw Opening
MG-180	02180	180	Bolt and Nut with Support	6.7 oz. (193g)	2" (51mm)
EG-200	02000	200	Bolt and Nut with Support	6 oz. (170g)	1½"(38.1mm)
EG-300	02040	300	Bolt and Nut with Support	11 oz. (310g)	2" (51mm)
EG-500	02050	500	Bolt and Nut with Support	22 oz. (620g)	2" (51mm)
—	02055	Replacement Contact Stud w/Nut - EG-500		—	—
—	02056	Replacement Double Hump Jaw w/Nut - EG-500		—	—

Quality • High Copper Alloy • Insulated Spring

• LENCO ground clamps have the largest contact area with the work of any clamp on the market. Serrated upper and lower jaws insure maximum bite to the work. A good ground clamp helps assure proper voltage for maximum weld results with all rods.

• Both upper and lower jaws of all three models are made from a high copper alloy assuring excellent current carrying ability. No steel jaws are used. A good ground connection assures better welds.

• A tough, brass hinge pin is durable and allows both jaws to carry current. The enclosed heavy duty spring assures a powerful bite on the work. The insulation on top and bottom provides extended spring life.

• All six of the LENCO ground clamps have the oval-point screw cable connection which is easy to install. No shim stock or pressure plate is needed.

200

300

500

Model	Item Code No.	Amp Capacity	Cable Capacity	Type of Cable Connection	Weight	Jaw Opening
200	02010	200	No.4 thru No.1/0(25-50mm^2)	Mechanical Oval-Point Screw	13 oz. (370g)	1" (25.4mm)
300	02020	300	No.1/0 thru No.2/0(50-70mm^2)	Mechanical Oval-Point Screw	26 oz. (740g)	1½" (38.1mm)
500	02030	500	No.3/0 thru No.4/0(70-95mm^2)	Mechanical Oval-Point Screw	35 oz. (995g)	1½" (38.1mm)

LPG-200

LPG-300

LPG-500

Model	Item Code No.	Amp Capacity	Cable Capacity	Type of Cable Connection	Weight	Jaw Opening
LPG-200	02011	200	No. 4 thru No. 1/0(25-50mm^2)	Mechanical Oval-Point Screw	13 oz. (370g)	1" (25.4mm)
LPG-300	02021	300	No.1/0 thru No.2/0(50-70mm^2)	Mechanical Oval-Point Screw	25 oz. (709g)	1½" (38.1mm)
LPG-500	02031	500	No.3/0 thru No.4/0(70-95mm^2)	Mechanical Oval-Point Screw	38 oz. (11kg)	2" (51mm)

GROUND CLAMPS

LENCO's **MIG-300/MIG-600** ground clamps are designed especially for the MIG welding process. Their powerful bite allows for low resistance ground connections. They have a full two-inch opening and a copper coated steel pressure screw. The copper coated steel "T" handle makes it easy to apply maximum pressure.

MIG-300 Ground Clamps

• Designed Especially for MIG Welding • Reduce Voltage Drop

MIG-300

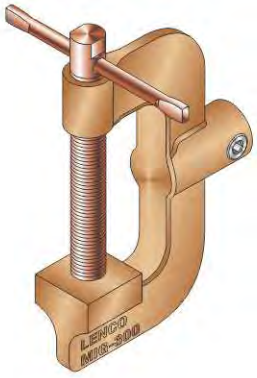

MIG-300-50

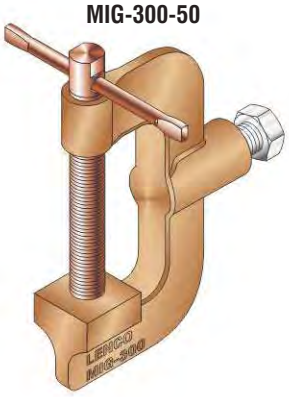

MIG-300-D

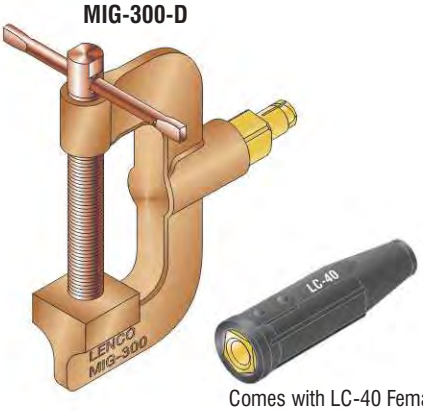

Comes with LC-40 Female

Model	Item Code No.	Amp Capacity	Cable Capacity	Type of Cable Connection	Weight	Jaw Opening	Throat Depth
MIG-300	02075	300	No. 1/0 thru No. 2/0 (50-70mm^2)	Single Oval-Point Screw	1.5 lbs. (648.5g)	2" (51mm)	1-3/4" (44mm)
MIG-300-50	02077	300	No. 1/0 thru No. 2/0 (50-70mm^2)	1/2 - 13	1.5 lbs. (648.5g)	2" (51mm)	1-3/4" (44mm)
MIG-300-D	02082	300	No. 1/0 thru No. 2/0 (50-70mm^2)	Detachable Cable Connection	2 lbs. (932.7g)	2" (51mm)	1-3/4" (44mm)

MIG-600 Ground Clamps

• Designed Especially for MIG Welding • Reduce Voltage Drop

MIG-600

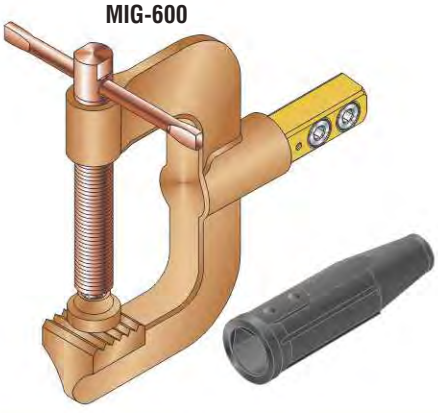

MIG-600-50

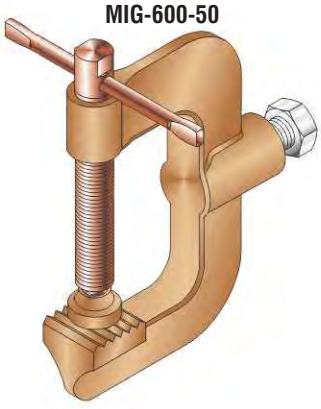

MIG-600-D

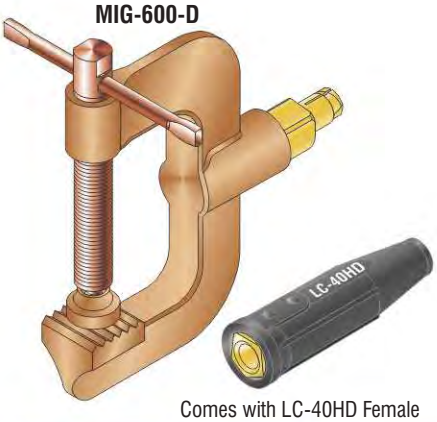

Comes with LC-40HD Female

Model	Item Code No.	Amp Capacity	Cable Capacity	Type of Cable Connection	Weight	Jaw Opening	Throat Depth
MIG-600	02070	600	No.3/0 thru No. 4/0 (70-95mm^2)	Two Oval-Point Screws	3.5 lbs. (1.6kg)	2" (51mm)	2-1/8" (54mm)
MIG-600-50	02071	600	No.3/0 thru No. 4/0 (70-95mm^2)	1/2 - 13	3.5 lbs. (1.6kg)	2" (51mm)	2-1/8" (54mm)
MIG-600-D	02081	600	No.3/0 thru No. 4/0 (70-95mm^2)	Detachable Cable Connection	3.9 lbs. (1.8kg)	2" (51mm)	2-1/8" (54mm)

HEAVY DUTY GROUND CLAMPS

Model "G"/G-1500 Ground Clamps

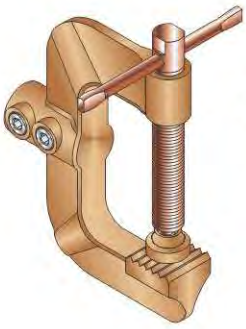

Model "G"

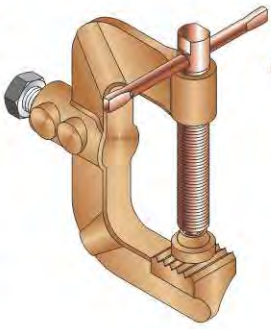

Model G-50

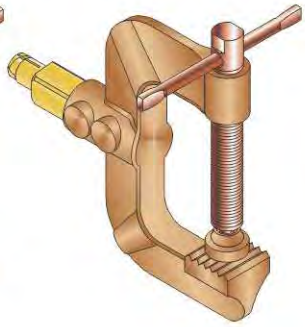

Model G-50-D

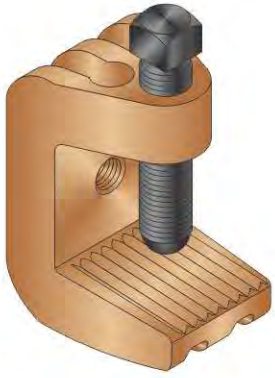

Model G-1500-34

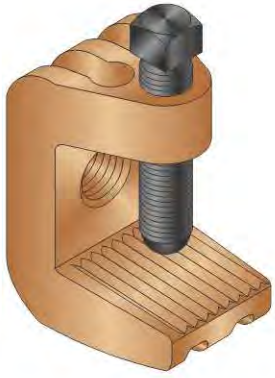

Model G-1500-138

• Reduce Voltage Drop

Apply up to 2,000 lbs. (907kg) pressure with the heavy duty pressure screw. The "G" and G-1500 are cast out of a heavy alloy material designed for high amperage applications. The design maximizes surface contact area which provides cool and efficient operation. The G-1500 can also be used with LENCO's R-4C & LRG Series Rotary Grounds (see pages 10-11).

Model	Item Code No.	Amp Capacity	Type of Connection	Weight	Jaw Opening	Throat Depth	Cable Capacity
G	02060	600	Two Oval-Point Screws	70.4 oz.(2kg)	3-3/8" (85.7mm)	3-1/8" (79mm)	No.3/0 thru No.4/0(70-95mm^2)
G-50	02061	600	1/2 - 13 Screw	70.4 oz.(2kg)	3-3/8" (85.7mm)	3-1/8" (79mm)	No.3/0 thru No.4/0(70-95mm^2)
G-50-D	02069	600	Detachable Cable Connection	70.4 oz.(2kg)	3-3/8" (85.7mm)	3-1/8" (79mm)	No.3/0 thru No.4/0(70-95mm^2)
G-1500-34	02230	1500	3/4 - 10 F. Thread	9.5 lbs.(4.3kg)	3" (76.2mm)	3" (76.2mm)	N/A
G-1500-138	02240	2000	1-3/8 - 6 F. Thread	9.5 lbs.(4.3kg)	3" (76.2mm)	3" (76.2mm)	N/A

Model RBG1500 Ground Clamps - Totally Rebuildable

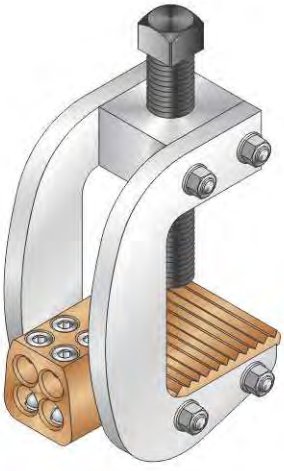

RBG1500-4/40

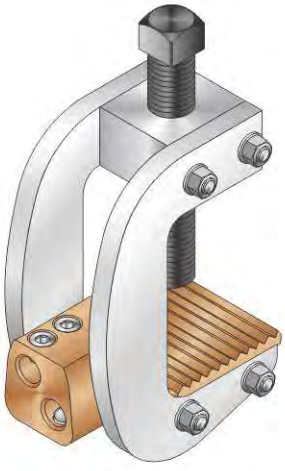

RBG1500-2/250

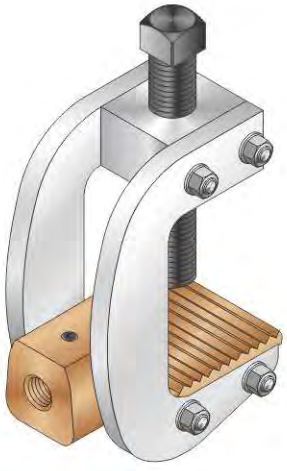

RBG1500-34

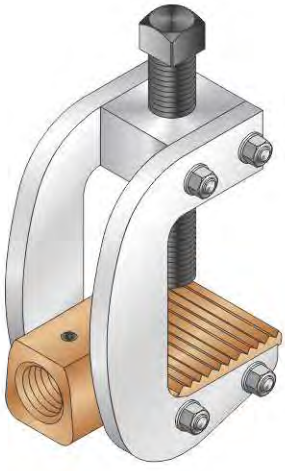

RBG1500-138

- Heavy Duty fits large diameter pipe & thick plate up to 4-1/2"
- Strong steel frame that will not spread open
- Heavy copper base for efficient current transfer
- **Special larger jaw opening available on request up to 12" & above**

Model	Item Code No.	Amp Capacity	Type of Connection	Weight	Jaw Opening	Throat Depth	Cable Capacity
RBG1500-4/40	02620	1500	8 Oval-Point Screws	13.2 lbs.(6.0kg)	4½" (114.3mm)	3" (76.2mm)	4 ea. - 4/0 cables
RBG1500-2/250	02630	1500	4 Oval-Point Screws	13.6 lbs.(6.2kg)	4½" (114.3mm)	3" (76.2mm)	2 ea. - 250MCM
RBG1500-34	02610	1500	3/4 - 10 F. Thread	13.8 lbs.(6.3kg)	4½" (114.3mm)	3" (76.2mm)	N/A
RBG1500-138	02600	2000	1-3/8 - 6 F. Thread	13.2 lbs.(6.0kg)	4½" (114.3mm)	3" (76.2mm)	N/A

GROUND CLAMPS

MAGNETIC and ROTARY GROUNDS

LENCO's magnetic grounds offer convenience, efficiency and quality. Both the **MRG-500** and **MSG-500** are designed to ensure greater efficiency with less overheating due to fewer junctions. Each allows the operator to keep the ground close to the work area improving the weld quality, decreasing the weld time and increasing operator production output. LENCO magnetic grounds are designed for up to 4/0 cable for maximum current carrying capacity. (for use on ferrous materials only)

The **MRG-500** is designed to be used for any rotary type welding work where cable can become twisted. The **MRG-500** covers 12 square inches giving good stability with approximately 4 inches of actual current carrying contact. The **MSG-500** also has 12 square inches of contact surface, 3 square inches per side, which can be mounted in any position and still perform efficiently.

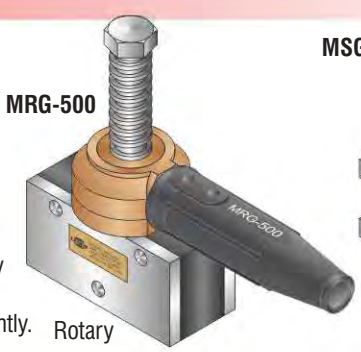

Rotary

Stationary

Model	Item Code No.	Amp Capacity	Type of Cable Connection	Weight	Cable Capacity
MRG-500	02400	500	Double Oval-Point Screw with Cover	9 lbs. (4.0kg)	No. 3/0 thru No. 4/0 (70-95mm²)
MSG-500	02300	500	Double Oval-Point Screw with Cover	4 lbs. (1.8kg)	No. 3/0 thru No. 4/0 (70-95mm²)

ROTARY GROUND CLAMPS

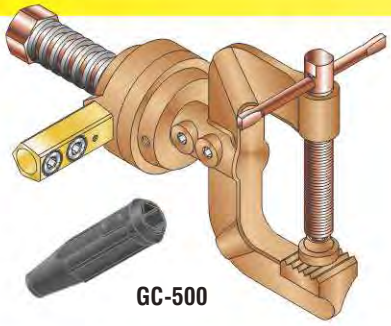
GC-500

The two LENCO rotary devices shown here, the **GC-500** and the **MIG-600-C**, are combinations of LENCO products to provide rotating grounds. Both use the **Model "C"** rotary clamp. Both are designed to make it easy to attach the rotating portion to the work. The units come completely assembled, ready to attach to the work. They are field proven and do an excellent job.

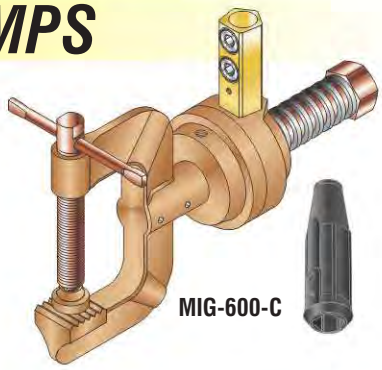
MIG-600-C

Model	Item Code No.	Amp Capacity	Cable Fitting Thread	Type of Cable Connection	Weight	Jaw Opening	Throat Depth	Cable Capacity
GC-500	02120	500	1/2 - 13	2 Oval-Point Screws, with Cover	8 lbs. (3.6kg)	3-3/8" (85.7mm)	2-1/2"(64mm)	No.3/0 thru 4/0(70-95mm²)
—	02121	500	1/2 - 13	Replacement C clamp for GC-500				
MIG-600-C	02130	500	1/2 - 13	2 Oval-Point Screws, with Cover	7 lbs. (3.2kg)	2" (51mm)	2-1/8"(54mm)	No.3/0 thru 4/0(70-95mm²)
—	02132	500	1/2 - 13	Replacement C clamp for MIG-600-C				
—	05345			Insulating Cover (Black) Standard Cable Fitting				

Model "C" Rotary Grounds

The **MODEL "C"** rotary clamp bolts the stationary contact plate directly to the work. The movable contact plate revolves like a "ferris wheel action" and the spring keeps tension on the two faces. Current flow is between machined faces. Cables will not bind. The Model "C" can also be installed on the end for rotary work.

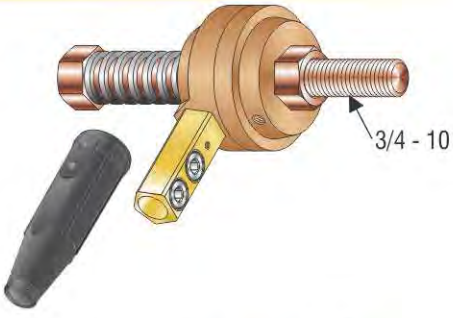

Model	Item Code No.	Amp Capacity	Type of Cable Connection	Weight	Cable Capacity
C	02080	500	Double Oval-Point Screws	3.5 lbs. (1.6kg)	No. 3/0 thru 4/0 (70-95mm²)
—	05345	Insulating Cover (Black) Standard Cable Fitting			

No.	Item Code No.	Item Description
1.	02283	Mounting Bolt w/Nut [3/4 - 10 x 6"(152mm)]
2.	02284	Pressure Spring
3.	02286	Bearing-Thrust
4.	02282	Movable Contact Plate
5.	02281	Stationary Contact Plate
6.	01068	Oval-Point Screw (2)
7.	02085	Cable Fitting (1/2 - 13)
8.	02285	Set Screw (5/16 - 18)

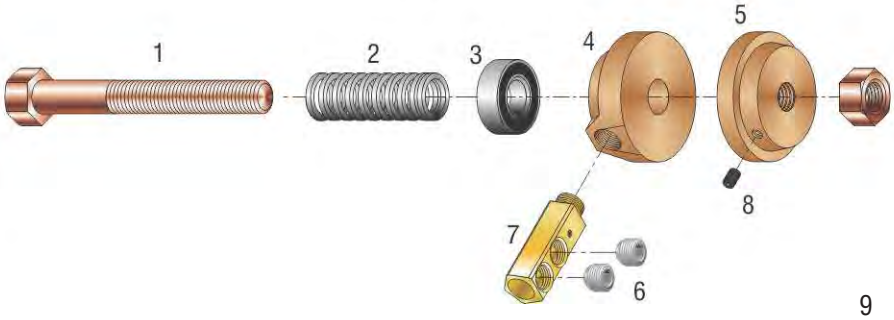

ROTARY GROUND CLAMPS

LENCO rotary grounds stop the twisting of welding cables where the work rotates.

Model "R-4C-"/"GR-4C" Rotary Grounds

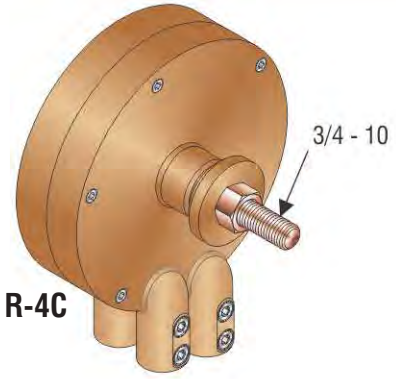

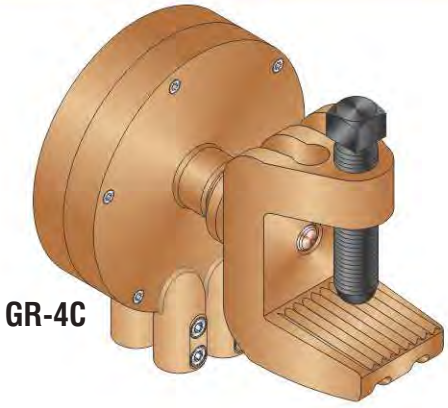

Model	Item Code No.	Amp Capacity	Type of Cable Connection	Weight	Jaw Opening	Throat Depth	Cable Capacity
R-4C	02200	1500	(4) Double Oval-Point Screw Connection	23 lbs. (10.4kg)	—	—	No. 3/0 thru 4/0 (70-95mm^2)
GR-4C	02220	1500	(4) Double Oval-Point Screw Connection	33 lbs. (15.4kg)	3"(76.2mm)	3"(76.2mm)	No. 3/0 thru 4/0 (70-95mm^2)

MODEL "R-4C"
REPLACEMENT PARTS LIST

Item No.	Item Code No.	Description
1.	02108	Mounting Bolt w/Nut [3/4 - 10 x 7½"(190mm)]
2.	02101	Clamp Housing, Threaded
3.	02104	Brushes (4)
4.	02103	Rotor
5.	02102	Clamp Housing, Counterbored
6.	02107	Cap Screw (5)
7.	02109	Contact Plate
8.	02106	Brush Finger Spring (4)
9.	02105	Brush Finger (4)
10.	01068	Oval-Point Screw (8)

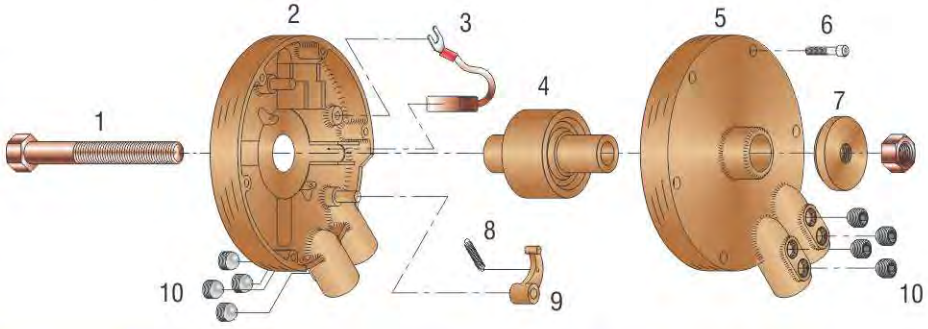

PRG -48ID/816ID Rotating Internal Pipe Ground Clamps

Designed for Horizontal & Vertical Positions

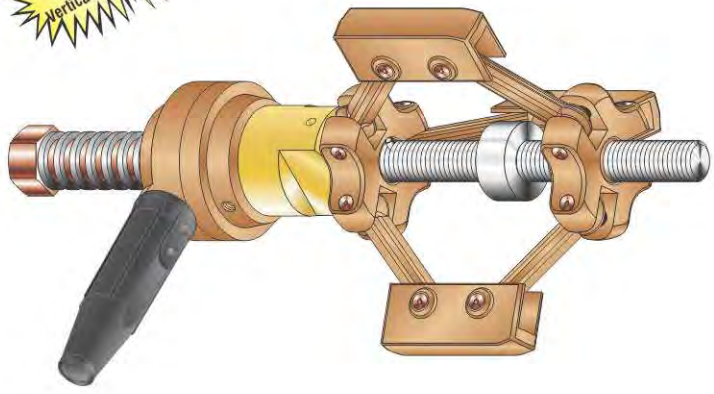

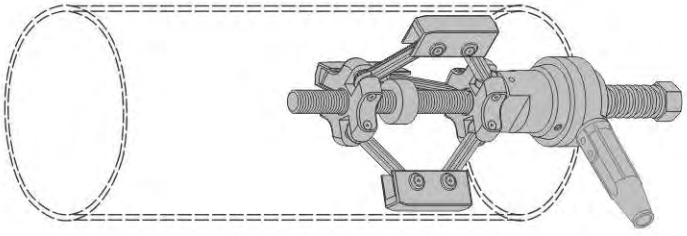

The LENCO **PRG-48ID** and **PRG-816ID** Ground Clamps are designed for vertical or horizontal positions of manual, semi-automatic or fully automatic welding applications. The PRG series has three pads which, when positioned, make direct contact with the inside of the pipe being welded or cut - eliminating the need for additional mounting brackets or threaded assemblies. The PRG Series Ground Clamps utilize the reliable "C" rotary ground that incorporates both a stationary and movable contact plate that rotates 360°. The spring keeps tension on the two faces and is easily adjustable for various applications. By tightening or loosening the flange, the PRG grounds are easily installed or removed.

Model	Item Code No.	Amp Capacity	Description	Type of Cable Connection	Weight	Cable Capacity
PRG-48ID	02700	500	Pipe Rotating Ground; 4½"-8" I.D. Pipe	Double Oval-Point Screws	10.5 lbs. (4.77kg)	No. 3/0 thru No. 4/0 (70-95mm^2)
PRG816ID	02710	500	Pipe Rotating Ground; 8"-16" I.D. Pipe	Double Oval-Point Screws	14 lbs. (6.36kg)	No. 3/0 thru No. 4/0 (70-95mm^2)

ROTARY GROUND CLAMPS

Model LRG-240/LRG-440/LRG-640 Rotating Grounds

LRG-240

LRG-440

LRG-640

LRG-240 w/G-1500-138

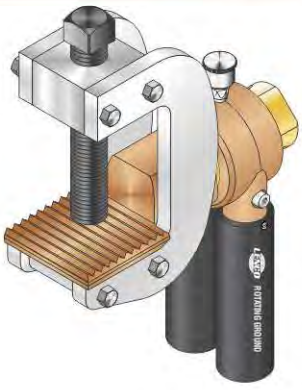

LRG-240 w/RBG1500-138

LENCO Rotating Grounds ranging from 800 amp to 2000 amperage rating. Each Rotating Ground can be permanently welded to the work or easily attached by using the G-1500-138 or RBG1500-38 "C" type clamp.

Model	Item Code No.	Amp Capacity	Type of Cable Connection	Cable Capacity	Number of Heads	Shaft Stud Size	Weight
LRG-240	02510	800	(2) Triple Oval-Point Screw Connection	2 EA. 3/0-4/0(70-95mm^2)	1	1-3/8" NC	8.75 lbs.(3.97kg)
LRG-440	02520	1500	(4) Triple Oval-Point Screw Connection	4 EA. 3/0-4/0(70-95mm^2)	2	1-3/8" NC	15.25 lbs.(6.92kg)
LRG-640	02530	2000	(6) Triple Oval-Point Screw Connection	6 EA. 3/0-4/0(70-95mm^2)	3	1-3/8" NC	21.75 lbs.(9.87kg)
G-1500-138	02240	800-2000	1-3/8" - 6 F. Thread	N/A	N/A	N/A	9.5 lbs. (4.3kg)
RBG1500-138	02600	800-2000	1-3/8" - 6 F. Thread	N/A	N/A	N/A	13.2 lbs (6.0kg)

LRG-240/LRG-440/LRG-640 Replacement Parts

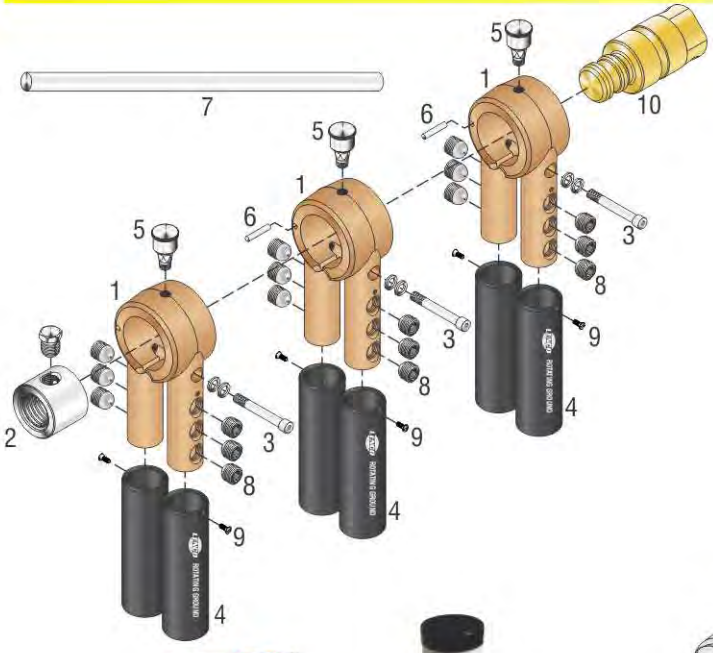

No.	Item Code No.	Description	LRG-240	LRG-440	LRG-640
1.	02515	Rotating Casting	1	2	3
2.	02580	Mounting Nut w/Oval Point Screw	1	1	1
3.	02575	Tension Adjustment Screw w/Washers	1	2	3
4.	02585	Insulating Cover	2	4	6
5.	02570	Grease Cup	1	2	3
6.	02577	Head Alignment Pin		1	2
7.	02572	Tightening Bar	1	1	1
8.	02587	Oval Point Screw	6	12	18
9.	01065	Cover Screw	2	4	6
10.	02561	Shaft	1		
	02562	Shaft		1	
	02563	Shaft			1

02590

02591

02592

02593

Shown with optional grease fitting 02571



02571

02595

02596

Conductive Shaft Lubricant

Item Code No.	Description
02590	1 oz. Tube
02591	8 oz. w/Brush Top Can
02592	16 oz. w/Brush Top Can
02593	16 oz. Cartridge for Grease Gun

Ground Clamps with Special Grease Fitting

Item Code No.	Description
025101	LRG-240 w/Special Grease Fitting
025201	LRG-440 w/Special Grease Fitting
025301	LRG-640 w/Special Grease Fitting

*Optional Grease Gun

Item Code No.	Description
02571	Grease Fitting - Button Head
02595	Pistol Grease Gun w/Button Head Coupler
02596	Coupler - Button Head

CABLE CONNECTORS

Positive Lock-Tight Action

The advanced design of LENCO cable connectors offers many advantages over older styles. Metal parts are precision machined from specially shaped brass extrusion. Cam action design of male half connector pulls the two halves tightly together. Connector covers are molded from a special heat and cold resistant material.

Cam-type action here makes positive stop & lock

Female brass connector is recessed to minimize accidental shorting.

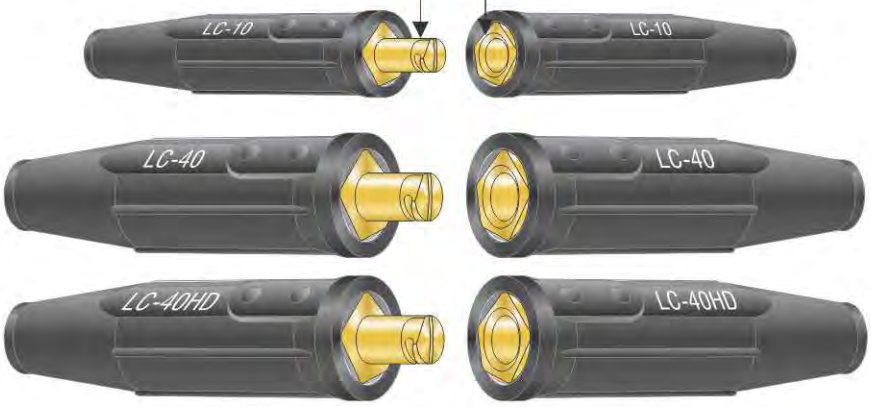

Face-to-face contact for maximum conductivity

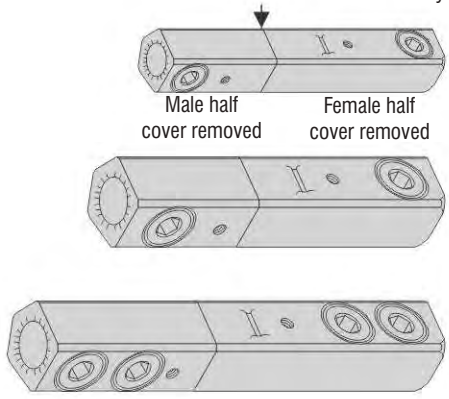

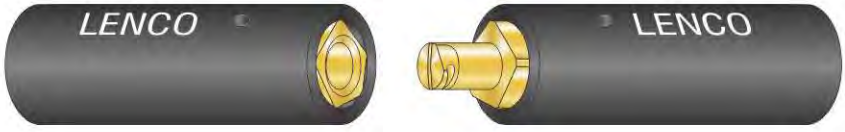

LC-40HD w/GLASS FILLED NYLON COVER
Designed for extreme heat applications.

COVERS ARE AVAILABLE IN BLACK, RED, YELLOW, PINK, BLUE, GREEN, ORANGE, & WHITE

Colored covers make it easy to locate the connectors for field use. Also identify cable leads easily for contractors and field erectors.

Model	Cable Connection	Amp Capacity	Cable Capacity
LC-10	Single Oval-Point Screw	250	No. 4 thru No. 1/0 (25-50mm²)
LC-40	Single Oval-Point Screw	350	No. 1/0 thru No. 2/0 (50-70mm²)
LC-40HD-1/0	Double Oval-Point Screw	350	No. 1/0 (50mm²)
LC-40HD-2/0	Double Oval-Point Screw	400	No. 2/0 (70mm²)
LC-40HD	Double Oval-Point Screw	500	No. 3/0 thru No. 4/0 (70-95mm²)
LC-40HD w/Glass Filled Nylon Cover	Double Oval-Point Screw	500	No. 3/0 thru No. 4/0 (70-95mm²)

Optional - Connector covers may be custom imprinted with company name.

LTC-40

LTC-40-2M

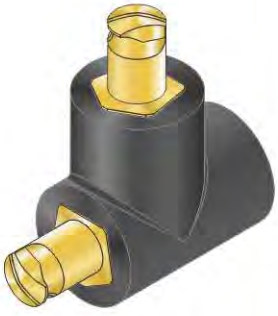

Model	Description	Item Code No. Black	Red	Yellow	Pink	Blue	Green	Orange	White	Weight
LC-10	Complete Unit	05040	05041	05042	---	---	---	---	---	9 oz. (255g)
	Male Half	05043	05044	05045	---	---	---	---	---	4 oz. (115g)
	Female Half	05046	05047	05048	---	---	---	---	---	5 oz. (140g)
	M Bulk Unassembled	0504301	0504401	---	---	---	---	---	---	
	F Bulk Unassembled	0504601	0504701	---	---	---	---	---	---	
LC-40	Complete Unit	05050	05051	05052	05550	05551	05552	05553	05554	14 oz. (400g)
	Male Half	05053	05054	05055	05555	05556	05557	05558	05559	7 oz. (198g)
	Female Half	05056	05057	05058	05560	05561	05562	05563	05564	7 oz. (198g)
	M Bulk Unassembled	0505301	0505401	0505501	0555501	0555601	0555701	0555801	---	
	F Bulk Unassembled	0505601	0505701	0505801	0556001	0556101	0556201	0556301	---	
LC-40HD-1/0	Complete Unit	0506004	---	---	---	---	---	---	---	15 oz. (425g)
	Male Half	0506304	---	---	---	---	---	---	---	7 oz. (198g)
	Female Half	0506604	---	---	---	---	---	---	---	8 oz. (225g)
	M Bulk Unassembled	05063041	---	---	---	---	---	---	---	
	F Bulk Unassembled	05066041	---	---	---	---	---	---	---	
LC-40HD-2/0	Complete Unit	0506005	---	---	---	---	---	---	---	15 oz. (425g)
	Male Half	0506305	---	---	---	---	---	---	---	7 oz. (198g)
	Female Half	0506605	---	---	---	---	---	---	---	8 oz. (225g)
	M Bulk Unassembled	05063051	---	---	---	---	---	---	---	
	F Bulk Unassembled	05066051	---	---	---	---	---	---	---	
LC-40HD	Complete Unit	05060	05061	05062	05800	05801	05802	05803	---	15 oz. (425g)
	Male Half	05063	05064	05065	05810	05811	05812	05813	---	7 oz. (198g)
	Female Half	05066	05067	05068	05820	05821	05822	05823	---	8 oz. (225g)
	M Bulk Unassembled	0506301	0506401	---	---	---	058121	---	---	
	F Bulk Unassembled	0506601	0506701	---	058211	---	---	---	---	
LC-40HD w/Glass Filled Nylon Cover	Male Half	05171	---	---	---	---	---	---	---	6 oz. (170g)
	Female Half	05175	---	---	---	---	---	---	---	7 oz. (198g)
LTC-40	"T" Connector	05900	05901	LC-40 Male (1); LC-40 Female (2)						11 oz. (310g)
LTC-40-2M	"T" Connector	05910	05911	LC-40 Male (2); LC-40 Female (1)						13 oz. (368g)

CABLE CONNECTORS

Assemblies

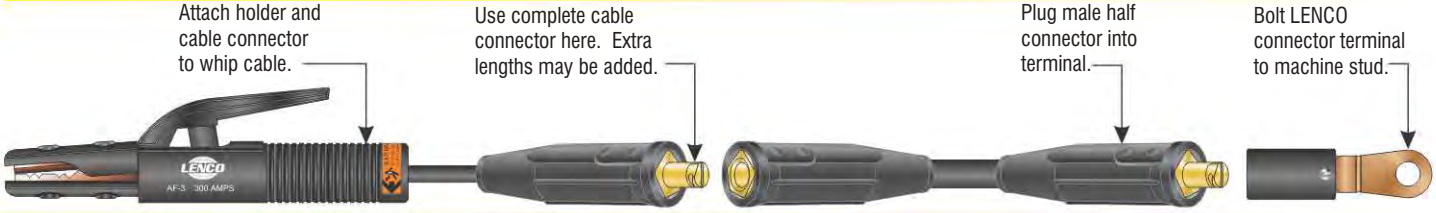

Whip Cable Connectors

The LENCO cable connector reducer consists of the male plug only. The plug end is the same size as the LC-40 connector male end and fits the LC-40 and LC-40HD female connector. The cable end is the same size as the LC-10 connector and will accept cable size up to No. 1/0 (50mm²).

Model	Item Code No. Black	Item Code No. Red	Cable Connection	Maximum Cable Capacity	Weight
LC-1040	05070	05071	Oval-Point Screw	No. 1/0 (50mm²)	6 oz. (170g)
LC40HD-1/0	0506304	N/A	Double Oval-Point Screw	No. 1/0 (50mm²)	7 oz. (198g)

This plug fits female LC-40 or LC-40HD connector

Takes small cable to 1/0

International DINSE Style

Model	Description	Item Code No. Black	Item Code No. Red	Male End Diameter	Cable Capacity	Cable Connection	Amp Capacity	Weight
LDC-25	Complete Unit	05420	05421	.355 (9.0mm)	No. 8 thru. No. 4 (10-25mm²)	Single Oval-Point Screw	150	3.8 oz. (109g)
	Male Half	05423	05424					1.9 oz. (55g)
	Female Half	05426	05427					1.9 oz. (55g)
LDC-50	Complete Unit	05430	05431	.508 (12.9mm)	No. 4 thru.No. 1/0 (25-50mm²)	Single Oval-Point Screw	250	14 oz. (400g)
	Male Half	05433	05434					7 oz. (198g)
	Female Half	05436	05437					7 oz. (198g)
LDC-70	Complete Unit	05440	05441	.508 (12.9mm)	No. 1/0 thru.No. 2/0 (50-70mm²)	Single Oval-Point Screw	350	14 oz. (400g)
	Male Half	05443	05444					7 oz. (198g)
	Female Half	05446	05447					7 oz. (198g)
LDC-95	Complete Unit	05450	05451	.508 (12.9mm)	No. 3/0 thru.No. 4/0 (70-95mm²)	Double Oval-Point Screw	500	15 oz. (425g)
	Male Half	05453	05454					7 oz. (198g)
	Female Half	05456	05457					8 oz. (225g)

Cam-Lock Style Connectors

CT-CAM-FA

Model	Description	Item Code No. Black	Item Code No. Red	Amp Capacity	Cable Capacity	Cable Connection	Interchangable with the following: Cam-Lok®	Interchangable with the following: Miller®
LC-CAM-1	Male Half	05920	05921	250	No. 2 thru 1/0	Single Oval-Point Screw	E1012-62 (Black) E1012-61 (Red)	039629
	Female Half	05925	05926	250	No. 2 thru 1/0	Single Oval-Point Screw	n/a	039633
LC-CAM-2	Male Half	05930	05931	350	1/0 thru 2/0	Single Oval-Point Screw	E1012-64 (Black) E1012-63 (Red)	039630
	Female Half	05935	05936	350	1/0 thru 2/0	Single Oval-Point Screw	E1012-72 (Black) E1012-71 (Red)	039633
LC-CAM-4	Male Half	05940	05941	500	3/0 thru 4/0	Double Oval-Point Screw	E1012-66 (Black) E1012-65 (Red)	039639
	Female Half	05945	05946	500	3/0 thru 4/0	Double Oval-Point Screw	E1012-74 (Black) E1012-73 (Red)	
CT-CAM-FA	Connector Terminal Angle 45°	08035	---	Use with LC-CAM-1, LC-CAM-2, and LC-CAM-4 Males				

Machine Plugs

Model LC-10MP
Fits Miller® welders*

Model UP-10
Fits variety of welders
Century® • Powermate® • Forney® • Others

LENCO machine plugs are designed to fit welding machines using long tapered plug and receptacle. Two types are available, the LC-10MP and the UP-10, both with red or black cover.

Model	Item Code No. Black	Item Code No. Red	Cable Connection	Cable Capacity	Taper Dimension	Taper Length	Weight
LC-10MP	05080	05081	Single Oval-Point Screw	No. 4 thru No. 1/0 (25-50mm²)	.330-.352 (8.4-8.9mm)	1.062" (27mm)	4 oz. (115g)
UP-10	05270	05271	Single Oval-Point Screw	No. 4 thru No. 1/0 (25-50mm²)	.364-.385 (9.2-9.8mm)	1.000" (25.4mm)	4 oz. (115g)

*Can be used to replace Miller part no. 039-608 (Red) and 039-901 (Black)

Mechanical Cable Lugs, Splicers, and Connector Terminals

• LENCO Cable Lugs Make Positive Cable Connection to the Welder

These mechanical lugs replace the ordinary solder lug for attaching welding cable to a welder. They are heavy duty cast copper alloy to take today's higher amperages. Cable is easily attached using large oval-point screw connection driven down with a ¼" (6.35mm) allen wrench.

LM-610A
LM-2040A

LM-610S
LM-2040S

LM-2040S-HD
LM-2040S-HD-34

LM-610AI
LM-2040AI

LM-610SI
LM-2040SI

LM-2040SI-HD
LM-2040SI-HD-34

Model	Item Code No.	Style	Cable Capacity	Weight	Stud Hole
Without Insulator					
LM-610A	07040	Angle 45°	No. 6 thru 1/0 (16-50mm²)	4 oz. (115g)	17/32" (13.5mm)
LM-610S	07050	Straight	No. 6 thru 1/0 (16-50mm²)	4 oz. (115g)	17/32" (13.5mm)
LM-2040A	07060	Angle 45°	No. 2/0 thru 4/0 (50-95mm²)	7 oz. (200g)	17/32" (13.5mm)
LM-2040S	07070	Straight	No. 2/0 thru 4/0 (50-95mm²)	7 oz. (200g)	17/32" (13.5mm)
LM-2040S-HD	07120	Straight	No. 2/0 thru 4/0 (50-95mm²)	20 oz. (570g)	21/32" (16.8mm)
LM-2040S-HD-34	07140	Straight	No. 2/0 thru 4/0 (50-95mm²)	20 oz. (570g)	25/32" (20mm)
With Insulator					
LM-610AI	07080	Angle 45° Insulated	No. 6 thru 1/0 (16-50mm²)	5 oz. (140g)	17/32" (13.5mm)
LM-610SI	07090	Straight Insulated	No. 6 thru 1/0 (16-50mm²)	5 oz. (140g)	17/32" (13.5mm)
LM-2040AI	07100	Angle 45° Insulated	No. 2/0 thru 4/0 (50-95mm²)	8 oz. (230g)	17/32" (13.5mm)
LM-2040SI	07110	Straight Insulated	No. 2/0 thru 4/0 (50-95mm²)	8 oz. (230g)	17/32" (13.5mm)
LM-2040SI-HD	07130	Straight Insulated	No. 2/0 thru 4/0 (50-95mm²)	21 oz. (600g)	21/32" (16.8mm)
LM-2040SI-HD-34	07150	Straight Insulated	No. 2/0 thru 4/0 (50-95mm²)	21 oz. (600g)	25/32" (20mm)

Connector Terminals

- **LENCO** connector terminals offer you the advantage of quickly connecting or disconnecting welding cable at the power source.
- **LENCO** LDCT-50FA/FS are designed for male *Dinse* type connectors.

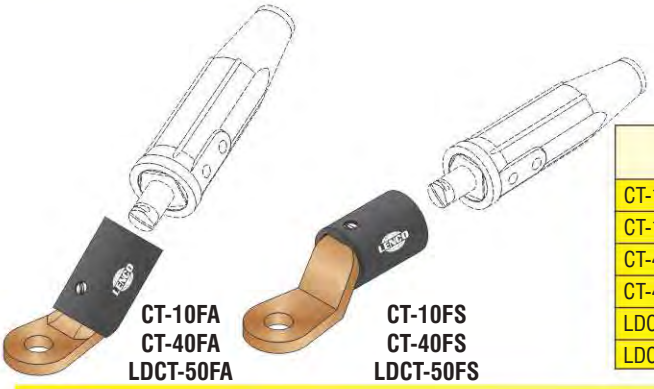

CT-10FA
CT-40FA
LDCT-50FA

CT-10FS
CT-40FS
LDCT-50FS

• Add On Cable
• Take Off Cable
• Change Polarity

Connector terminals are used in place of solder-type lugs and secured directly to the studs of the welder. The male half of a LENCO cable connector is attached to welding cable and is inserted into the terminal.

Model	Item Code Number	Style	Used with LENCO Connector	Weight	Stud Hole Diameter
CT-10FA	08010	Angle 45°	LC-10 Male	5 oz. (140g)	17/32" (13.5mm)
CT-10FS	08020	Straight	LC-10 Male	5 oz. (140g)	17/32" (13.5mm)
CT-40FA	08030	Angle 45°	LC-40 or LC-40HD Male	8 oz. (230g)	17/32" (13.5mm)
CT-40FS	08040	Straight	LC-40 or LC-40HD Male	8 oz. (230g)	17/32" (13.5mm)
LDCT-50FA	08110	Angle 45°	LDC-50/70/95 Male	8 oz. (230g)	17/32" (13.5mm)
LDCT-50FS	08120	Straight	LDC-50/70/95 Male	8 oz. (230g)	17/32" (13.5mm)

• Splice Cable Fast, Easy — Anywhere

CS-610
CS-2040

CS-3040

LENCO cable splicers are made from a special brass extrusion. Large oval-point steel screws on each end of the splicers make it easy to splice cables in the shop or in the field. Tough glass filled nylon sleeve insulates the splicer.

Model	Item Code No.	Cable Connection	Amp Capacity	Cable Capacity	Length	Weight
CS-610	06010	Single Oval-Point Screw	250	No. 6 thru No. 1/0 (16-50mm²)	3¾" (95mm)	4 oz. (115g)
CS-2040	06020	Single Oval-Point Screw	350	No. 1/0 thru No. 2/0 (50-70mm²)	4¼" (108mm)	7 oz. (200g)
CS-3040	06030	Double Oval-Point Screw	500	No. 3/0 thru No. 4/0 (70-95mm²)	6" (152mm)	12 oz.(340g)

Note: All cable splicers must be properly insulated.

CABLE LUGS & SPLICERS

Welding Cable Lugs

• Made Special For Welding Cable Use

LENCO cable lugs are precision made from copper tubing. They have an extra long barrel for easy soldering or attaching by the swedg-on process. The stud holes are made especially for welding machines with plenty of clearance. Flared ends make it easy to insert the cable in the lug.

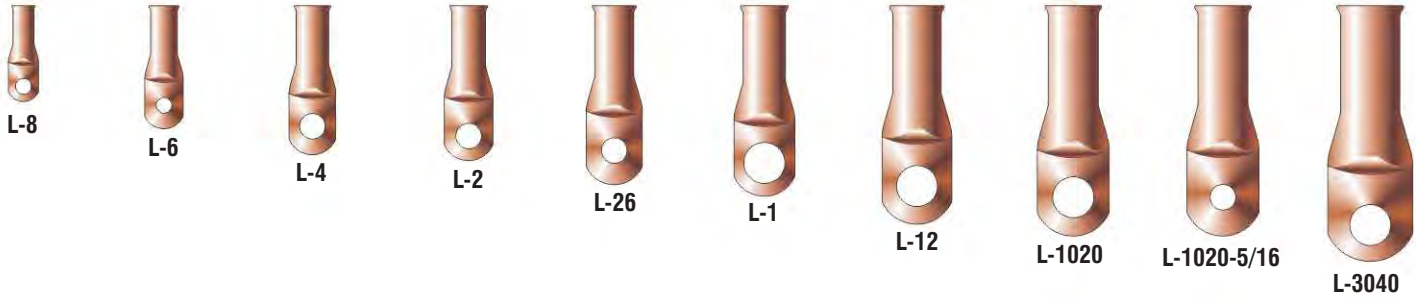

POWER CABLE LUGS

Model	Item Code No.	Cable Capacity	Stud Hole	Barrel I.D.	Weight per 100
L-8	06980	No. 12 thru No. 14 (3-2mm²)	13/64" (5.16mm)	.185" (4.7mm)	1.1 lbs. (.42kg)
L-6	06985	No. 8 thru No. 10 (10-6mm²)	13/64" (5.16mm)	.232" (6mm)	1.3 lbs. (.53kg)
L-4	06990	No. 6 thru No. 8 (16-10mm²)	21/64" (8.3mm)	.286" (7.3mm)	1.9 lbs. (.78kg)
L-2	06995	No. 4 thru No. 6 (25-16mm²)	21/64" (8.3mm)	.336" (8.5mm)	2.8 lbs. (1.2kg)
WELDING CABLE LUGS					
L-26	07005	No. 2 thru No. 6 (35-16mm²)	21/64" (8.3mm)	.344" (8.7mm)	4 lbs. (1.7kg)
L-1	07000	No. 2 thru No. 6 (35-16mm²)	17/32" (13.5mm)	.360" (9mm)	4.7 lbs. (2.1kg)
L-12	07010	No. 1 thru No. 2 (50-35mm²)	17/32" (13.5mm)	.402" (10.2mm)	5 lbs. (2.2kg)
L-1020	07020	No. 1/0 thru No. 2/0 (50-70mm²)	17/32" (13.5mm)	.495" (12.6mm)	10 lbs. (4.3kg)
L-1020-5/16	07021	Same as L-1020 but with 5/16" hole	21/64" (8.3mm)	.495" (12.6mm)	10 lbs. (4.3kg)
L-3040	07030	No. 3/0 thru No. 4/0 (70-95mm²)	17/32" (13.5mm)	.620" (15.7mm)	14 lbs. (6.3kg)

Welding Cable Splicers & Universal Heat Shrink

MODEL S-12 MODEL S-1020 MODEL S-3040 MODEL HS-I

LENCO welding cable splicers are made from copper tube. They are attached to welding cable with the swedg-on tool. LENCO welding cable splicers are ideal for connecting broken lengths of cable, making repairs and adding on cable for longer runs.

Model	Item Code No.	Cable Capacity	Splicer I.D.	Length	Weight per 100
S-12	06110	No. 1 thru No. 2 (50-35mm²)	.402 (10.2mm)	2.37" (60mm)	4 lbs. (1.8kg)
S-1020	06120	No. 1/0 thru No. 2/0 (50-70mm²)	.495 (12.6mm)	2.92" (74mm)	9 lbs. (4.1kg)
S-3040	06130	No. 3/0 thru No. 4/0 (70-95mm²)	.620 (15.7mm)	3.25" (83mm)	12 lbs. (5.4kg)

Note: All Cable Splicers must be properly insulated.

Model	Item Code No.	Description	Cable Capacity	I.D.	Length
HS-I	06140	Universal heat shrink with adhesive to fit above splicers	No. 2 thru No. 4/0 (25-95mm²)	1.0 (25.4mm)	5.00" (127mm)

Swedg-On Tool

FEATURES

- Lugs and splicers are secured by spring tension during installation
- Capable of using on a full variety of lugs and splicers
- Wide base for stability while swedging
- Provides 1400-1800 lbs. pull-out resistance
- Easy to read scale for proper swedging

Model	Item Code No.	For Installing LENCO Lugs	LENCO Splicer
840	04040	L-8 thru L-3040	S-12 thru S-3040

MACHINE PLUGS & TIG ADAPTERS

International *Dinse* Style

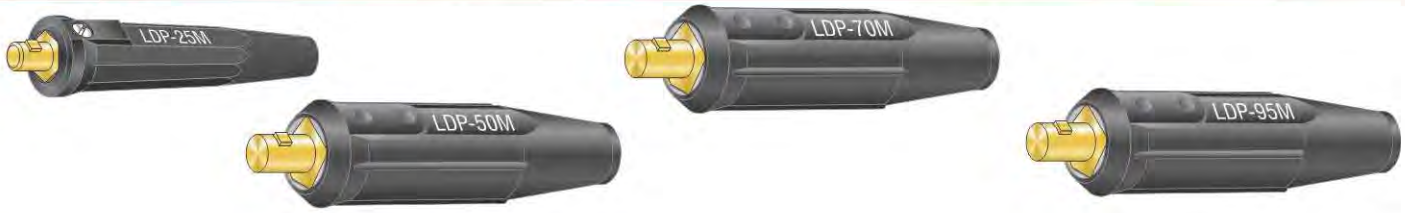

Point of Purchase Display Packaging

	Item Code No.			Interchangeable with the following models			
Model	**Set**	**Black**	**Red**	***Dinse***	**ESAB/Airco**	**Lincoln**	**M.K. Product**
LDP-25M	05289	05283	05284	Dix SK 25	160360895	K-852-25	N/A
LDP-50M	05309	05303	05304	Dix SK 50	N/A	K-852-50	N/A
LDP-70M	05319	05313	05314	Dix SK 70	13792513	K-852-70	153-0755
LDP-95M	05329	05323	05324	Dix SK 95	13792513	K-852-95	N/A

Connector Size	Male Plug Dia.	Cable Capacity	Type of Cable Connection	Amp Capacity
All 25	.355 (9.0mm)	No. 8 thru No. 4 (10-25mm^2)	Single Oval-Point Screw	150
All 50	.508 (12.9mm)	No. 4 thru No. 1/0 (25-50mm^2)	Single Oval-Point Screw	250
All 70	.508 (12.9mm)	1/0 thru No. 2/0 (50-70mm^2)	Single Oval-Point Screw	350
All 95	.508 (12.9mm)	2/0 thru No. 4/0 (70-95mm^2)	Double Oval-Point Screw	500

- Offering 11 *Dinse* type Tig machine plugs to attach most TIG torches to machines equipped with *Dinse* connections.
- Available for both air cooled and water cooled Tig torches.

Model	Item Code No.	Tig Torch Model	Male End Dia.	Power Cable Connection	Barb O.D.
LDT-917-F	05610	9, 17	.508 (12.9mm)	3/8-24 (M) Air Cooled	1/4-90° w/Boot
LDTI-917-F	05612	9, 17	.508 (12.9mm)	3/8-24 (M) Air Cooled (in line)	N/A
LDTS-24-M	05655	24	.355 (9.0mm)	3/8-24 (F) Air Cooled	1/4-90° w/Boot
LDTSI-24-M	056551	24	.355 (9.0mm)	3/8-24 (F) Air Cooled	N/A
LDT-24-M	05615	24	.508 (12.9mm)	3/8-24 (F) Air Cooled	1/4-90° w/Boot
LDT-26-R	05620	26	.508 (12.9mm)	7/8-14 (R.H.) Air Cooled	1/4-90° w/Boot
LDTI-26-R	05622	26	.508 (12.9mm)	7/8-14 (R.H.) Air Cooled (in line)	N/A
LDT-1820-L	05625	18, 20	.508 (12.9mm)	7/8-14 (L.H.) Water Cooled	1/4-90° w/Boot
LDTI-1820-WC	05627	18, 20, 24W	.508 (12.9mm)	7/8-14 (L.H.) Water Cooled (in line)	1/8,3/16,1/4-90° w/Boots
LDTS-917-F	05650	9, 17	.355 (9.0mm)	3/8-24 (M) Air Cooled	1/4-90° w/Boot
LDTSI-917-F	056501	9, 17	.355 (9.0mm)	3/8-24 (M) Air Cooled (in line)	N/A

Gas & Water Hose Connectors

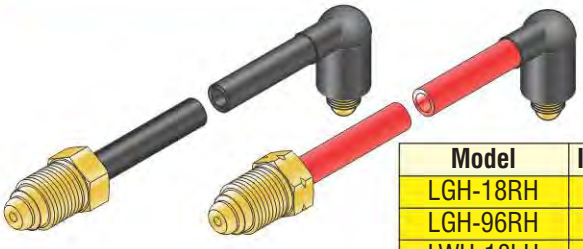

LGH-Series used on the following:
LDT-917-F
LDT-24-M
LDT-26-R
LDTS-24-M
LDTS-917-F

LWH-Series used on the following:
LDT-1820-L

LGH-Series & LWH-Series Used on the following:
LDTI-1820-WC

Model	Item Code No.	Hose Color	Description	Length	Thread Connection
LGH-18RH	09810	Black	Gas Hose	18”	5/8-18 R.H. Nut
LGH-96RH	09820	Black	Gas Hose	96”	5/8-18 R.H. Nut
LWH-18LH	09815	Red	Water Hose	18”	5/8-18 L.H. Nut
LWH-96LH	09825	Red	Water Hose	96”	5/8-18 L.H. Nut

Both hoses are nylon braided.

Tig Machine Adapters

International *Dinse* Type

Dinse Cable & TIG Machine Plug Application

Power Supply Make & Model	Type of Process	*Dinse* Cable Connector Male	*Dinse* TIG Connector Series – TIG Torch Models: Air Cooled 24 80A	Air Cooled 9 125A	Air Cooled 17 150A	Air Cooled 26 200A	Water Cooled 24W 180A	Water Cooled 20/25 250A	Water Cooled 18 350A
Miller®									
CST250, 280	TIG/Stick	LDP-50M	LDT-24-M	LDT-917-F	LDT-917-F	LDT-26-R	LDT-1820-L	LDT-1820-L	LDT-1820-L
CST300, 400	TIG/Stick	LDP-70M	LDT-24-M	LDT-917-F	LDT-917-F	LDT-26-R	LDT-1820-L	LDT-1820-L	LDT-1820-L
Econotig	TIG/Stick	LDP-50M	n/a	LDTI-917-F	LDTI-917-F	LDTI-26-R	LDTI-1820-WC	LDTI-1820-WC	n/r
Dynasty 200, 200DX	TIG/Stick	LDP-50M	LDT-24-M	LDT-917-F	LDT-917-F	LDT-26-R	LDT-1820-L	LDT-1820-L	LDT-1820-L
Dynasty 200SD	TIG/Stick	LDP-50M	LDT-24-M	LDT-917-F	LDT-917-F	LDT-26-R	LDT-1820-L	LDT-1820-L	LDT-1820-L
Dynasty 280,300,300DX	TIG/Stick	LDP-70M	LDT-24-M	LDT-917-F	LDT-917-F	LDT-26-R	LDT-1820-L	LDT-1820-L	LDT-1820-L
Dynasty 300LX, 300SD	TIG/Stick	LDP-70M	LDT-24-M	LDT-917-F	LDT-917-F	LDT-26-R	LDT-1820-L	LDT-1820-L	LDT-1820-L
Dynasty 350, 700	TIG/Stick	LDP-70M	LDT-24-M	LDT-917-F	LDT-917-F	LDT-26-R	LDT-1820-L	LDT-1820-L	LDT-1820-L
Maxstar 85S, 140STR	TIG/Stick	LDP-25M	LDTS-24M	LDTS-917-F	LDTS-917-F	n/r	n/r	n/r	n/r
Maxstar 150, S, STL, STH	TIG/Stick	LDP-25M	LDTSI-24M	LDTSI-917-F	LDTSI-917-F	n/r	n/r	n/r	n/r
Maxstar 200, 200DX	TIG/Stick	LDP-50M	n/a	LDT-917-F	LDT-917-F	LDT-26-R	LDT-1820-L	LDT-1820-L	LDT-1820-L
Maxstar 200LX, 200SD	TIG/Stick	LDP-50M	n/a	LDT-917-F	LDT-917-F	LDT-26-R	LDT-1820-L	LDT-1820-L	LDT-1820-L
Maxstar 200STR	TIG/Stick	LDP-50M	n/a	LDT-917-F	LDT-917-F	LDT-26-R	LDT-1820-L	LDT-1820-L	LDT-1820-L
Maxstar 250T, 280, 300	TIG/Stick	LDP-70M	n/a	LDT-917-F	LDT-917-F	LDT-26-R	LDT-1820-L	LDT-1820-L	LDT-1820-L
Maxstar 300DX, 300LX	TIG/Stick	LDP-70M	n/a	LDT-917-F	LDT-917-F	LDT-26-R	LDT-1820-L	LDT-1820-L	LDT-1820-L
Maxstar 300SD	TIG/Stick	LDP-70M	n/a	n/r	LDT-917-F	LDT-26-R	LDT-1820-L	LDT-1820-L	LDT-1820-L
Maxstar 350 & 700	TIG/Stick	LDP-70M	n/a	n/r	LDT-917-F	LDT-26-R	LDT-1820-L	LDT-1820-L	LDT-1820-L
Syncrowave 180SD, 200, 210	TIG/Stick	LDP-50M	n/a	LDTI-917-F	LDTI-917-F	LDTI-26-R	LDTI-1820-WC	LDTI-1820-WC	n/r
Syncrowave 250, 300	TIG/Stick	n/a	n/a	n/a	n/a	n/a	n/a	n/a	n/a
Syncrowave 350, 500	TIG/Stick	n/a	n/a	n/a	n/a	n/a	n/a	n/a	n/a
Syncrowave 250DX	TIG/Stick	LDP-70M	LDT-24-M	LDT-917-F	LDT-917-F	LDT-26-R	LDT-1820-L	LDT-1820-L	LDT-1820-L
Syncrowave 350LX	TIG/Stick	LDP-70M	LDT-24-M	LDT-917-F	LDT-917-F	LDT-26-R	LDT-1820-L	LDT-1820-L	LDT-1820-L
Invision 354MP, 350MPa	MIG/TIG/Stick	LDP-70M	LDT-917-F	LDT-917-F	LDT-917-F	LDT-26-R	LDT-1820-L	LDT-1820-L	LDT-1820-L
XMT304 (w/Dinse)	MIG/TIG/Stick	LDP-70M	LDT-917-F	LDT-917-F	LDT-917-F	LDT-26-R	LDT-1820-L	LDT-1820-L	LDT-1820-L
350 (w/Dinse)	MIG/TIG/Stick	LDP-70M	LDT-917-F	LDT-917-F	LDT-917-F	LDT-26-R	LDT-1820-L	LDT-1820-L	LDT-1820-L
350MPa (w/Dinse)	MIG/TIG/Stick	LDP-70M	LDT-917-F	LDT-917-F	LDT-917-F	LDT-26-R	LDT-1820-L	LDT-1820-L	LDT-1820-L
Lincoln®									
Invertec V100-S,V130-S,V155-S	TIG/Stick	LDP-25M	LDTS-24-M	LDTS-917-F	LDTS-917-F	n/r	n/r	n/r	n/r
Invertec V160-S	TIG/Stick	LDP-50M	LDT-24-M	LDT-917-F	LDT-917-F	n/r	n/r	n/r	n/r
Invertec V160-T	TIG/Stick	LDP-50M	n/a	LDTI-917-F	LDTI-917-F	n/r	n/r	n/r	n/r
Invertec V200-T, V205-T	TIG/Stick	LDP-50M	n/a	LDTI-917-F	LDTI-917-F	LDTI-26-R	LDTI-1820-WC	LDTI-1820-WC	n/r
Invertec V250-S, V275-S	TIG/Stick	LDP-50M	LDT-24-M	LDT-917-F	LDT-917-F	LDT-26R	LDT-1820-L	LDT-1820-L	LDT-1820-L
Invertec V310-T	TIG/Stick	LDP-50M	n/a	LDTI-917-F	LDTI-917-F	LDTI-26-R	LDTI-1820-WC	LDTI-1820-WC	LDTI-1820-WC
Precision TIG 185	TIG/Stick	LDP-50M	n/a	LDTI-917-F	LDTI-917-F	n/r	n/r	n/r	n/r
Precision TIG 225	TIG/Stick	LDP-50M	n/a	LDTI-917-F	LDTI-917-F	LDTI-26-R	LDTI-1820-WC	LDTI-1820-WC	LDTI-1820-WC
Precision TIG 275	TIG/Stick	n/a	n/a	LDTI-917-F	LDTI-917-F	LDTI-26-R	LDTI-1820-WC	LDTI-1820-WC	LDTI-1820-WC
Precision TIG 375	TIG/Stick	n/a	n/a	LDTI-917-F	LDTI-917-F	LDTI-26-R	LDTI-1820-WC	LDTI-1820-WC	LDTI-1820-WC
Square Wave TIG 175	TIG/Stick	LDP-50M	n/a	LDTI-917-F	LDTI-917-F	LDTI-26-R	LDTI-1820-WC	LDTI-1820-WC	n/r
Square Wave TIG 175 Pro	TIG/Stick	LDP-50M	n/a	LDTI-917-F	LDTI-917-F	LDTI-26-R	LDTI-1820-WC	LDTI-1820-WC	n/r
Square Wave TIG 275	TIG/Stick	LDP-50M	n/a	LDTI-917-F	LDTI-917-F	LDTI-26-R	LDTI-1820-WC	LDTI-1820-WC	n/r
Square Wave TIG 255	TIG/Stick	n/a	n/a	n/a	n/a	n/a	n/a	n/a	n/a
Square Wave TIG 355	TIG/Stick	n/a	n/a	n/a	n/a	n/a	n/a	n/a	n/a
Invertec V300, V350 Pro**	MIG/TIG/Stick	LDP-70M	n/a	LDTI-917-F	LDTI-917-F	LDTI-26-R	LDTI-1820-WC	LDTI-1820-WC	LDTI-1820-WC
Invertec V450 Pro	MIG/TIG/Stick	LDP-70M	n/a	LDTI-917-F	LDTI-917-F	LDTI-26-R	LDTI-1820-WC	LDTI-1820-WC	LDTI-1820-WC
Power Wave 355 & 355M	MIG/TIG/Stick	LDP-70M	n/a	LDTI-917-F	LDTI-917-F	LDTI-26-R	LDTI-1820-WC	LDTI-1820-WC	LDTI-1820-WC

n/a = not applicable n/r = not recommended

** Note Invertec V350-PRO standard series LDT series adapters. With optional solenoid valve uses LDTI series adapters.

Adapters, Receptacles, Connectors & Output Terminals

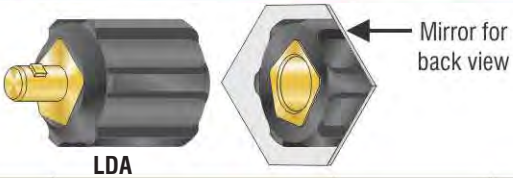

LDA

LDA-2510

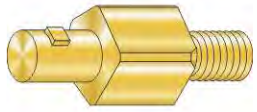

LDA-513

Model	Item Code No. Set	Black	Red	Male End Diameter	Adapter Configuration	Interchangeable with Miller®
LDA	05335	05330	05331	.508 (12.9mm)	Adapter (*Dinse* LDP-50-95 Male/LENCO LC-40/LC-40HD Female)	042465
LDA-10	05334	05332	05333	.508 (12.9mm)	Adapter (*Dinse* LDP-50-95 Male/LENCO LC-10 Female)	
LDA-CAM	-	053304	053314	.508 (12.9mm)	Adapter (*Dinse* LDP-50-95 Male/CAM-LOCK Female)	042466
LDA-2510	05339	05336	05337	.355 (9.0mm)	Adapter (*Dinse* LDP-25 Male/LENCO LC-10 Female)	
LDA-2540	-	053364	053374	.355 (9.0mm)	Adapter (*Dinse* LDP-25 Male/LENCO LC-40 Female)	
LDA-2550	-	05472	-	.355 (9.0mm)	Adapter (*Dinse* LDP-25 Male/*Dinse* LDC-50/70/95 Female)	
LDA-25CAM	-	053305	053315	.355 (9.0mm)	Adapter (*Dinse* LDP-25 Male/CAM-LOCK Female)(for CAM-LOCK E1012 series only)	
LA-1040	-	05075	05076	LC-10 Male	Adapter (LC-10 Male/LC-40 Female)	
LDA-4050	-	05470	05471	LC-40 Male	Adapter (LC-40 Male/*Dinse* LDC-50-95 Female)	195116
LDA-5025	-	05473	-	.508 (12.9mm)	Adapter (*Dinse* LDP-50/70/95 Male/*Dinse* LDC-25 Female)	
LDA-513	-	05475	-	.508 (12.9mm)	Brass Adapter (*Dinse* LDP-50-95 Male/½-13 Male Thread)	
LA-40CAM	-	05480	-	LC-40 Male	Adapter (LC-40 Male/CAM-LOCK Female)	
LA-CAM40	-	05485	-	CAM-LOCK Male	Adapter (CAM-LOCK Male/LC-40 Female)(for CAM-LOCK E1012 series only)	

LDPM-25

LDPM-50

LDPM-50-M

Model	Item Code No. Black	Red	Description	Male End Diameter	Fits Cable Connector	Interchangable with Miller®
LDPM-25	08105	081051	Panel Receptacle (Female)	.355 (9.0mm)	LDP-25M	N/A
LDPM-50	08106	081061	Panel Receptacle (Female)	.508 (12.9mm)	LDP-50/70/95M	129525 (Black)
LDPM-50-M	08108	N/A	Panel Receptacle (Male)	.508 (12.9mm)	LDC-50/70/95 Female	143419 (Black)
LCPM-40	08104	N/A	Panel Receptacle (Female)	N/A	LC-40/LC-40HD Female	N/A

Insulated Stud Connectors

MODELS LSC-10, LSC-40, and LDSC-50

Designed for power sources having stud type terminals. This model offers insulation for those having this type terminal.

- A better connection
- Completely insulated
- A threaded, face-to-face contact with the power source terminal
- Use with male LENCO cable connector LC-10, LC-40, and LDP-50/70/95

MODELS LSC-40-H and LDSC-50-H

Designed for power sources having a solid bus bar. Place cup-type insulation over the stud terminal and secure connector tightly in place.

- Face of brass recessed minimal chance of shorting out
- Use with LC-40 or LC-40HD male connector
- Use the LC-1040 for small cable
- Use the LDSC-50-H with the LDC-50/70/95 male

Model	Item Code No. Black	Red	Used with LENCO Connector	Stud Thread	Model	Item Code No. Black	Red	Used with LENCO Connector	Stud Thread
LSC-10	08050	08051	LC-10 Male	1/2 - 13	LSC-40-H	08070	08071	LC-40 or LC-40HD Male	1/2 - 13
LSC-40	08060	08061	LC-40 or LC-40HD Male	1/2 - 13	H	05263	05264	Insulator Cup	
LDSC-50	08150	08151	LDC-50/70/95 Male	1/2 - 13	LDSC-50-H	08155	08156	LDC-50/70/95 Male	1/2 - 13

Power Output Terminals

Power output terminals suitable for replacement on Miller® and Lincoln® power sources.

TPO

TPO

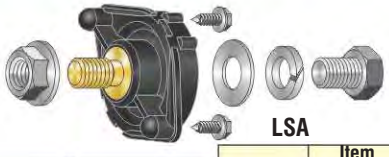

LSA

LSA-1

Model	Item Code No. Black	Red	Description	Stud Thread
TPO	08100 (039046)	08101 (039047)	Terminal, Power Output	1/2 - 13

Model	Item Code No.	Description	Stud Thread
LSA	08210	Lincoln Stud Assembly w/Hardware (T14166-9 [M13900])	1/2 - 13
LSA-1	08211	Stud Assembly Complete (S11125-1)	1/2 - 13

CHIPPING HAMMERS

A Complete Line of Weld Cleaning Tools for Fast, Clean, Easy Slag Removal

Spring Handle - Steel Shaft

LG-1
LG-2

LHC-1
LHC-2

LH-1
LH-2

- *Wire Spring Handle*
- *Drop Forged, Heat-Treated Heads*
- *Welded-on Heads Can't Come Loose*

Model	Item Code No.	Packaging	Description	Length	Weight
LH-1	09010	Individually Boxed	Chisel and Pick	10” (254mm)	16 oz. (450g)
LG-1	09020	Individually Boxed	Chisel and Cross Chisel	10” (254mm)	17 oz. (480g)
LHC-1	09030	Individually Boxed	Cross Chisel and Pick	10” (254mm)	16 oz. (450g)
LH-2	09140	Bulk Packed 12 Pieces	Chisel and Pick	10” (254mm)	16 oz. (450g)
LG-2	09130	Bulk Packed 12 Pieces	Chisel and Cross Chisel	10” (254mm)	17 oz. (480g)
LHC-2	09150	Bulk Packed 12 Pieces	Cross Chisel and Pick	10” (254mm)	16 oz. (450g)

Wood Handle - Steel Shaft

LGW-1

LHCW-1

LHW-1

- *Wood Handle Preferred by Many Welders*
- *Drop Forged, Heat-Treated Heads*
- *Heads Welded to Steel Shafts*
- *Individually Boxed*

Model	Item Code No.	Description	Length	Weight
LHW-1	09040	Chisel and Pick	10.5” (254mm)	14 oz. (393g)
LHCW-1	09050	Cross Chisel and Pick	10.5” (254mm)	14 oz. (393g)
LGW-1	09060	Chisel and Cross Chisel	10.5” (254mm)	15 oz. (423g)

CHIPPING HAMMERS

Hickory Wood Handles

Hickory handles are unexcelled for toughness and resilience. Drop forged, heat-treated heads attached to handle with steel and wood wedges

Model	Item Code No.	Description	Length	Weight
LWHH	09100	Chisel and Pick	11.5” (305mm)	18 oz. (513g)
LWHHC	09110	Cross Chisel and Pick	11.5” (305mm)	18 oz. (513g)
LWHG	09090	Chisel and Cross Chisel	11.5” (305mm)	19 oz. (538g)

Bulk packed 12 per box only

“BIG MIKE” Hammer

This well-balanced hammer has an extra long 8” (203mm) head with a 1-3/16” (30.15mm) wide blade, good for those hard-to-get-at places.

Model	Item Code No.	Description	Length	Weight
LWHCM	09120	“Big Mike”	11.5” (305mm)	19 oz. (538g)

Bulk packed 12 per box only

REPLACEMENT HANDLE

Model	Item Code No.	Description
LHR-12	09310	Replacement Wood Handle for all Models

CHIPPING HAMMERS
CIRCLE BURNER

PLASTIC HANDLE HAMMERS

Molded high impact thermoplastic handles are bright yellow with an easy-to-find look. The high impact resistance of these molded handles outlasts wood handles.

- *Reduced Impact Sting*
- *Splinter Free*
- *Safety Yellow Color*
- *Forged Steel Heads*
- *Ringed Handle End Raises Handle for Easy Pick Up*

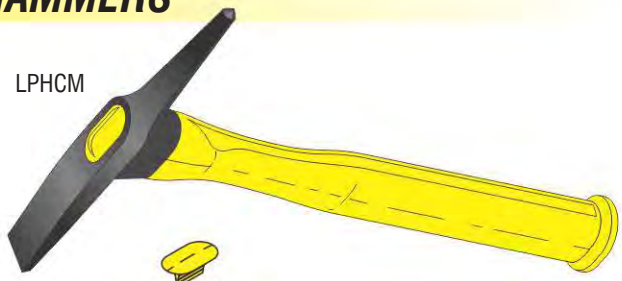

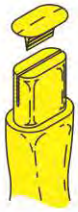

"LOCK-JAW" WEDGE holds the hammer head on the handle with a tremendous grip.

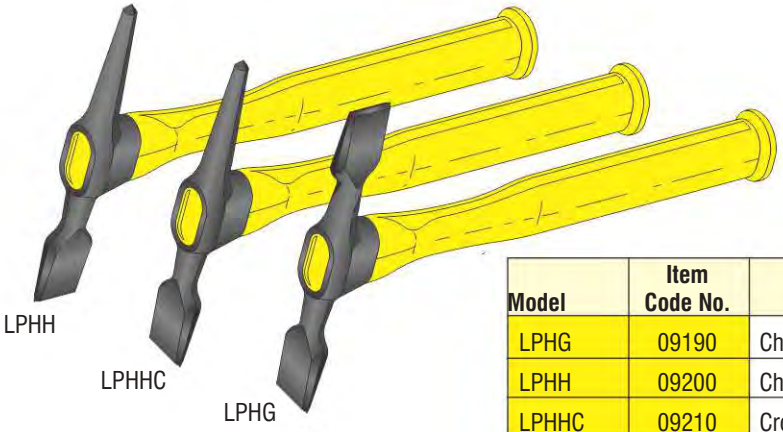

Model	Item Code No.	Description	Length	Weight
LPHG	09190	Chisel and Cross Chisel	11.75" (305mm)	19 oz. (538g)
LPHH	09200	Chisel and Pick	11.75" (305mm)	18 oz. (513g)
LPHHC	09210	Cross Chisel and Pick	11.75" (305mm)	18 oz. (513g)
LPHCM	09220	Cross Chisel and Pick	11.75" (305mm)	19 oz. (538g)

REPLACEMENT HANDLE *Bulk packed 12 per box only*

Model	Item Code No.	Description
LHRP	09250	Replacement Plastic Handle for above Models

Hammer & Brush Combinations

The combination hammer & brush offers several advantages to the busy welder. Hammer and brush are always together; just a quick flip from chipping to brushing. Individually boxed.

MODEL LA-1
Steel spring handle, steel shaft welded to forged head. Top quality steel scratch brush - replaceable

MODEL LAW-1
Formed wood handle. Steel shaft welded to forged head. Top quality steel scratch brush-replaceable.

Model	Item Code No.	Description	Length	Weight
LA-1	09070	Hammer & Brush w/Spring Handle	11¼" (286mm)	19 oz.(538g)
LAW-1	09080	Hammer & Brush w/Wood Handle	11¼" (286mm)	17 oz.(480g)

REPLACEMENT STEEL BRUSH AND RETAINER SPRING

Model	Item Code No.	Description
LWB	09330	Brush For Models LA-1 and LAW-1 Combination Hammers
LBRS	09340	Retainer Spring For Models LA-1 and LAW-1 Combination Hammers

UNIVERSAL CIRCLE BURNER & WELDING BLANKETS

UNIVERSAL CIRCLE BURNER

- Cut circles or straight lines with any oxyfuel cutting torch
- Equipped with two wheels and centering pin

This handy tool is ideal for shop or maintenance department that must occasionally cut circles or straight lines but where expensive equipment is not practical.

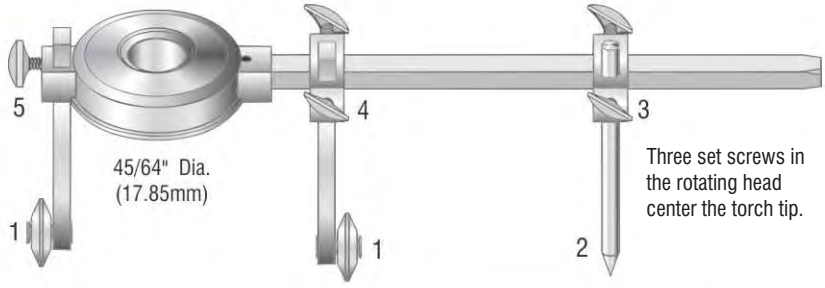

Item No.	Item Code No.	Description
1.	03012	Wheel Assembly
2.	03013	Center Pin
3.	03014	Guide Block-Round Hole
4.	03015	Guide Block-Square Hole
5.	03016	Thumb Screw

MAGNETIC HOLDING BASE
for CB-20 or CB-30 Circle Burner
Magnet with 16 lbs.(7.3kg) direct pull holds centering pin in place, frees your hand and allows you to focus your attention on the torch. (**Caution:** Magnet should not be used when cutting circle with less than a 6" radius.)

MODEL
CBM-2030

Model	Item Code No.	Description	Maximum Diameter Circle	Minimum Diameter Circle
CB-20	03010	LENCO Circle Burner	18" (457mm)	3½" (89mm)
CB-30	03020	LENCO Circle Burner	30" (762mm)	3½" (89mm)
CB-20M	03011	LENCO Circle Burner w/Magnetic Base	18" (457mm)	3½" (89mm)
CB-30M	03021	LENCO Circle Burner w/Magnetic Base	30" (762mm)	3½" (89mm)
CBM-2030	03030	Magnetic Base Only for CB-20 or CB-30	---	---

WELDING BLANKETS

Non-Coated
1000°F (525°C)

100% Fiberglass

Available with or without Grommets 24" Approx.

NEW 18oz. Blankets & Rolls

Model	Item Code No.	Description - Finished size	Grommet	Color	Material Weight
LWB-66-30	08810	Blanket - 5'- 8" X 5' - 8" Kevlar Stitching	Yes	Golden	30 oz.
LWB-66-18	08811	Blanket - 5'- 8" X 5' - 8" Kevlar Stitching	Yes	Golden	18 oz. NEW
LWB-66-30-NG	08812	Blanket - 5'- 8" X 5' - 8" Kevlar Stitching	No	Golden	30 oz.
LWB-68-30	08820	Blanket - 5'- 8" X 7' - 8" Kevlar Stitching	Yes	Golden	30 oz.
LWB-68-18	08821	Blanket - 5'- 8" X 7' - 8" Kevlar Stitching	Yes	Golden	18 oz. NEW
LWB-68-30-NG	08822	Blanket - 5'- 8" X 7' - 8" Kevlar Stitching	No	Golden	30 oz.
LWR-5150-13	08840	Blanket - 5' X 150'	No	Golden	13 oz.
LWR-5150-18	08845	Blanket - 5' X 150'	No	Golden	18 oz. NEW
LWR-6150-30	08850	Blanket - 6' X 150'	No	Golden	30 oz.

ELECTRODE STABILIZING
ROD OVENS

LRO-10

LRO-15 W/T

LRO-50

LRO-450

SPECIFICATIONS	LRO-10	LRO-15 W/T	LRO-50	LRO-450-120	LRO-450-230*
Model	LRO-10-120	LRO-15-120 W/T	LRO-50-120	LRO-450-120	LRO-450-230
Item Code No.	01910	01916	01950	01970	01971
Voltage - Single Phase	120/230V 50/60hz AC/DC	120/230V 50/60hz AC Only	120/230V 50/60hz AC/DC	120V 50/60hz AC Only	230V 50/60hz AC Only
Capacity	10 lbs.	15 lbs.	50 lbs.	450 lbs.	450 lbs.
Size Electrode Handled	10” thru 18”	10” thru 18”	10” thru 18”	10” thru 18”	10” thru 18”
Sealed Heating Element	300 Watts	300 Watts	500 Watts	1500 Watts	1500 Watts
Wiring	5’ Heavy Duty Cord	5’ Heavy Duty Cord	5’ Heavy Duty Cord	5’ Heavy Duty Cord	5’ Heavy Duty Cord
Pilot Light	Yes	Yes	Yes	Yes	Yes
Temp Range	300° F Preset	100° F - 300° F Adjustable	300° F Preset	150° F - 550° F Adjustable	150° F - 550° F Adjustable
Thermostat	Preset	Adjustable	Preset	Adjustable	Adjustable
Insulation	1” Glass Fibre Batt	1” Glass Fibre Batt	1” Glass Fibre Batt	1” Glass Fibre Batt	1” Glass Fibre Batt
Chamber Size	3.5” Dia. X 19”	3.5” X 3.5” X 18.5”	6” X 6” X 19”	20” Dia. X 20”	20” Dia. X 20”
Exterior Dim.	8” Dia. X 24”	5.5” X 5.5” X 20”	8” X 8” X 20”	25” X 25” X 26”	25” X 25” X 26”
Net Weight	9 lbs.	12 lbs.	22 lbs.	143 lbs.	143 lbs.
Shipping Dim.	8” X 8” X 26”	11” X 9” X 24”	11” X 9” X 24”	26” X 28” X 26”	26” X 28” X 26”
Shipping Weight	11 lbs.	14 lbs.	24 lbs.	185 lbs. (with pallet)	185 lbs. (with pallet)

*NOTE - 230 VAC units are not supplied with plug

ROD OVEN REPLACEMENT PARTS

ROD OVEN	LRO-10	LRO-15 W/T	LRO-50	LRO-450-120	LRO-450-230*
Pilot Light	019231	019231	019231	019231	019231
Basket & Handle	01924	N/A	N/A	N/A	N/A
Retaining Clip	01925	N/A	N/A	N/A	N/A
Receptacle	01929	N/A	N/A	N/A	N/A
Thermostat	019731	N/A	019731	01973	01973
Heating Element	N/A	N/A	N/A	01975	019751
Handle & Latch	N/A	N/A	N/A	01976	01976
Latch Assembly	N/A	N/A	01977	N/A	N/A
Power Cord	019781	019781	N/A	N/A	N/A
Power Cord w/o Plug	N/A	N/A	N/A	19790	19790

RESISTANCE SPOT WELDERS

PANELMASTER

The LENCO PANELMASTER combines durability and functionality, making it a cost effective, workhorse welder for today's collision repair market. With fully liquid cooled welding leads and a newly designed ultra efficient transformer, the PANELMASTER delivers 8000 amps of welding power dependably and consistently. Simple, user friendly operation with single dial weld adjustment takes all the guess work out, saving valuable time and increasing profits. Also included with the PANELMASTER are a single side welding lead assembly, 14" electrode arms, and wheelhouse electrodes for difficult to reach areas.

- Generates 8,000 amps
- Clamping force of 550 lbs.
- Maximum welding capacity of 3 pc. 18 ga.
- Mounted on easy movable cart
- Has one sided spot welding gun
- 14" long reach arms
- Wheelhouse electrode arms
- Primary voltage is 208/230 single phase 50/60hz. 60 amps
- Shipping weight 285 lbs.
- 25' power cable

Item Code No.	Description
20947-B	14" electrode arms - included

Item Code No.	Description
20946	Wheelhouse electrode arms - included

Model	Item Code No.	Description	Primary Voltage	KVA Rating	Line Fuse	Size	Power Input Cable	Maximum Welding Capacity	Duty Cycle	Shipping Weight
LPM-8	20610	PANELMASTER	208/230 VAC Single Phase	8	60 Amp	45"H x 23"W x 25"D	25'	3 pc. 18 ga. sq. gun	50%	300 lbs.
B-144	26144	Welding tips - standard arms (pkg 2)								
B-143	26143	Welding tips - long reach arms (pkg 2)								
LAS-415	23415	Coolant - 1 gallon								

RESISTANCE SPOT WELDERS

The LENCOSPOT® MARK II®

The Mark II welder makes factory type spot welds in the shop. Simple to operate by pressing the two electrodes against the work and pressing the trigger. Two spot welds are made at one time from a single side. The mark II is simple, efficient, and can be used for a variety of light duty sheet metal applications.

- Time of welds is automatically controlled by solid state electronics
- Protected control panel
- On/Off indicating switch
- Maximum welding capacity is 20 ga. auto body steel
- Tool storage space
- Primary voltage is 230 single phase 50/60 Hz, 50 amp or 480 single phase 50/60 Hz, 30 amp
- 50' power cable on 230V models.

Model	Item Code No.	Voltage	Shipping Weight
L-4000	20400	230	110 lbs.
L-4480*	20480	480	97 lbs.

*w/o power cable

Replacement tips

Model	Item Code No.	Description
A-144	21050	Regular welding tips (pkg 2)
A-145	21040	Drip rail welding tips (pkg 2)

OPTIONAL Accessories

Model	Item Code No.	Description
QPK-20	27420	Quick Pull dent pulling attachment
L-950	27001	Uni-Spot III squeeze type weld cable assembly

LENCOPULL Portable Dent Pulling Systems

Lenco dent pulling systems allow for any type of pull in any situation. Just weld the star tip to the panel by pressing the trigger, pull, and twist to remove. No more draw pins to cut and grind, saving valuable time and money. The systems have their own specially designed transformers and are available in 120 or 230 VAC.

LP-2000

- Star tip welds directly to the panel
- Built on slide hammer for one step operation
- Includes heat shrinking tip
- 7' welding and 7' ground cable leads
- 25' power cable
- Shipping weight is 64 lbs.

Model	Item Code No.	Voltage	Amperage Requirement
LP-2000	20720	230 Single Phase	20 Amps
LP-2000	20820	120 Single Phase	20 Amps

Replacement tips

Model	Item Code No.	Description
QP-451	27451	Star tips (package of 10)

OPTIONAL Accessories

Model	Item Code No.	Description
A-2000	22150	Service cart
QC-469	27469	Quick claw kit
SPK-102	28916	Welding tip-long studs
A-202	21100	Welding tip-slotted
SPK-103	28917	Welding tip-mold rivet
A-200	21080	Welding tip-hollow, stud welding

Electrode Holders

ARC-532

ARC-316

ARC-732

MODEL	ITEM CODE NO.	AMPERAGE
ARC-532	041320	200
ARC-316	041330	250
ARC-732	041340	300
ARC-600	041290	600

ARC-600

ARC FORCE REPLACEMENT PARTS

ELECTRODE HOLDER	ARC-532	ARC-316	ARC-732
Tip Insulator w/Screws	041321	041321	041341
Spring Set	041322	041332	041332

Replacement Head for ARC-600 (Item code no. 041295)

Economy Ground Clamps

ARC-S200

ARC-S300

ARC-S500

MODEL	ITEM CODE NO.	AMP CAPACITY
ARC-S200	042000	200
ARC-S300	042040	300
ARC-S500	042050	500

Flat Ground Clamps

ARC-F200

ARC-F300

ARC-F500

MODEL	ITEM CODE NO.	AMP CAPACITY
ARC-F200	042010	200
ARC-F300	042020	300
ARC-F500	042030	500

Pipe Ground Clamps

ARC-G200

ARC-G300

ARC-G500

MODEL	ITEM CODE NO.	AMP CAPACITY
ARC-G200	042011	200
ARC-G300	042021	300
ARC-G500	042031	500

Cable Connectors

ARC-1MPC

ARC-2MPC

ARC-4MPC

MODEL	ITEM CODE NO.	DESCRIPTION
ARC-1MPC	045140	250 Amp #4 thru 1/0
ARC-2MPC	045150	350 Amp 1/0 thru 2/0
ARC-4MPC	045160	500 Amp 3/0 thru 4/0
ARC-2-1-MPC	045170	Whip Connector #4 thru 1/0

ARC-2-1-MPC

International Dinse Type Machine Plugs

ARC-M25

ARC-M50

ARC-M70

MODEL	ITEM CODE NO.	AMPS	CABLE
ARC-M25*	045423	200	#8 thru #4
ARC-M50*	045433	300	#4 thru 1/0
ARC-M70*	045443	400	1/0 thru 2/0
ARC-M95*	045453	500	2/0 thru 4/0

Need to order in multiples of two.

ARC-M95

Hammer On Lugs and Splicers

ARC-HL42

ARC-HL1020

ARC-HL3040

ARC-HS42

ARC-HS1020

ARC-HS3040

MODEL	ITEM CODE NO.	DESCRIPTION
ARC-HL42	047000	Lug #4 thru #2
ARC-HL1020	047020	Lug 1/0 thru 2/0
ARC-HL3040	047030	Lug 2/0 thru 4/0
ARC-HS42	046110	Splicer #4 thru #2
ARC-HS1020	046120	Splicer 1/0 thru 2/0
ARC-HS3040	046130	Splicer 2/0 thru 4/0

Magnetic Ground Clamp

ARC-M50G

MODEL	ITEM CODE NO.	AMP CAPACITY
ARC-M50G	042300	300

Battery Clamps

ARC-BAT600

MODEL	ITEM CODE NO.	DESCRIPTION
ARC-BAT600	042180	Set of Clamps Black/Red

	PAGE(S)
180 AMP - 500 AMP AIR COOLED MIG & FLUX CORE	29 - 81
400 AMP - 500 AMP AIR COOLED MACHINE TORCH	82 - 89
600 AMP WATER COOLED MIG & FLUX CORE	90 - 92
130AMP - 450AMP SELF-SHIELD FLUX CORE	93 - 101
SUB ARC & SMALL BORE TORCHES	102 - 107
QCC CONDUITS AND WIRE STRAIGHTENERS	108 - 109
AEC 200 SPOOL GUNS AND CONTROLS	110 - 119
PRO II & IV WIRE FEEDERS	120 - 122
TIG MASTER TIG TORCHES, ACCESSORIES, TUNGSTEN & COLD WIRE FEEDER	123 - 154
EASYkleen & ARC GOUGING TORCHES AND CARBONS	155 - 168
CERAMIC BACKING TAPE AND WATER SOLUBLE PAPER	169
FLOWMETERS, BALLOON FILLERS, GUAGES, CUTTING TIPS, SINGLE AND TWIN HOSE, WELD FILLET GAUGES, AND 8 WAY PLIERS	170 - 172
POWER SOURCES, PORTABLE CUTTING BEVELING MACHINES, WELDING POSITIONERS, TURNING ROLLS & MANIPULATORS	173-183
ADJUSTMENT SLIDE, OSCILLATOR LINEAR TYPE, OSCILLATOR ANGLE TYPE, WELDING SLIDE, COMPOUND SLIDES, & MOTORIZED WELDING CROSS SLIDES	184 - 185

REPLACEMENT PARTS

- Bernard® 186-189
- Bortech® 189
- Cobramatic® 190-191
- Esab® 192-193
- Lincoln® 194-217
- Miller® 218-231
- Thermal Arc® 231
- Tregaskiss® 232-233
- Tweco® 234-243

PLASMA Coolant, Cable Covers, Regulators and Filters 244

REPLACEMENT PARTS

- Cebora® 245
- Century®, Esab® 246-249
- Hypertherm® 250-255
- Lincoln Electric® 256
- Miller Electric Mfg. Co.® 256-257
- Smith Merkle®, Snap-On® 258
- Thermal Dynamics Corp.® 259-265

CONTACTORS 266-269

		PAGE(S)
Platinum Compact 180 Amp		30 - 35
Platinum Compact 250 Amp		36 - 39
Platinum SP250 250 Amp Slim Line		40 - 43
Platinum "Choice" FC250 Amp		44 - 47
Platinum 250 Amp Heavy Duty		48 - 53
Platinum Compact 400 Amp		54 - 59
Platinum SP400 400 Amp Slim Line		60 - 63
Platinum "Choice" FC400 Amp		64 - 67
Platinum 400 Amp Heavy Duty		68 - 71
Platinum 450 Amp Heavy Duty		72 - 77
Platinum 500 Amp		78 - 81
400 Amp AMT Machine Torch		82 - 83
HD450 Amp AMT Heavy Duty Machine Torch		84 - 85
500 Amp AMT Machine Torch		86 - 89
Platinum 600 Amp Water Cooled MIG Gun		90 - 91
BT-600/BT-600R*/ST-600 Water Cooled Machine Torch		92



STANDARD FEATURES:

- Ergonomic handle
- Spare switch leads
- Extra flexible cable
- Spring strain reliefs
- Jacketed gooseneck

PROFAX NO.	LENGTH	WIRE SIZE	PROFAX NO.	LENGTH	WIRE SIZE	PROFAX NO.	LENGTH	WIRE SIZE
180-23-10	10'	.023	180-23-12	12'	.023	180-23-15	15'	.023
180-3035-10	10'	.030-.035	180-3035-12	12'	.030-.035	180-3035-15	15'	.030-.035
180-4045-10	10'	.040-.045	180-4045-12	12'	.040-.045	180-4045-15	15'	.040-.045

See page 34 for list on ordering direct connect guns.
Adapter kits available for most models of feeders see pages 88-89.

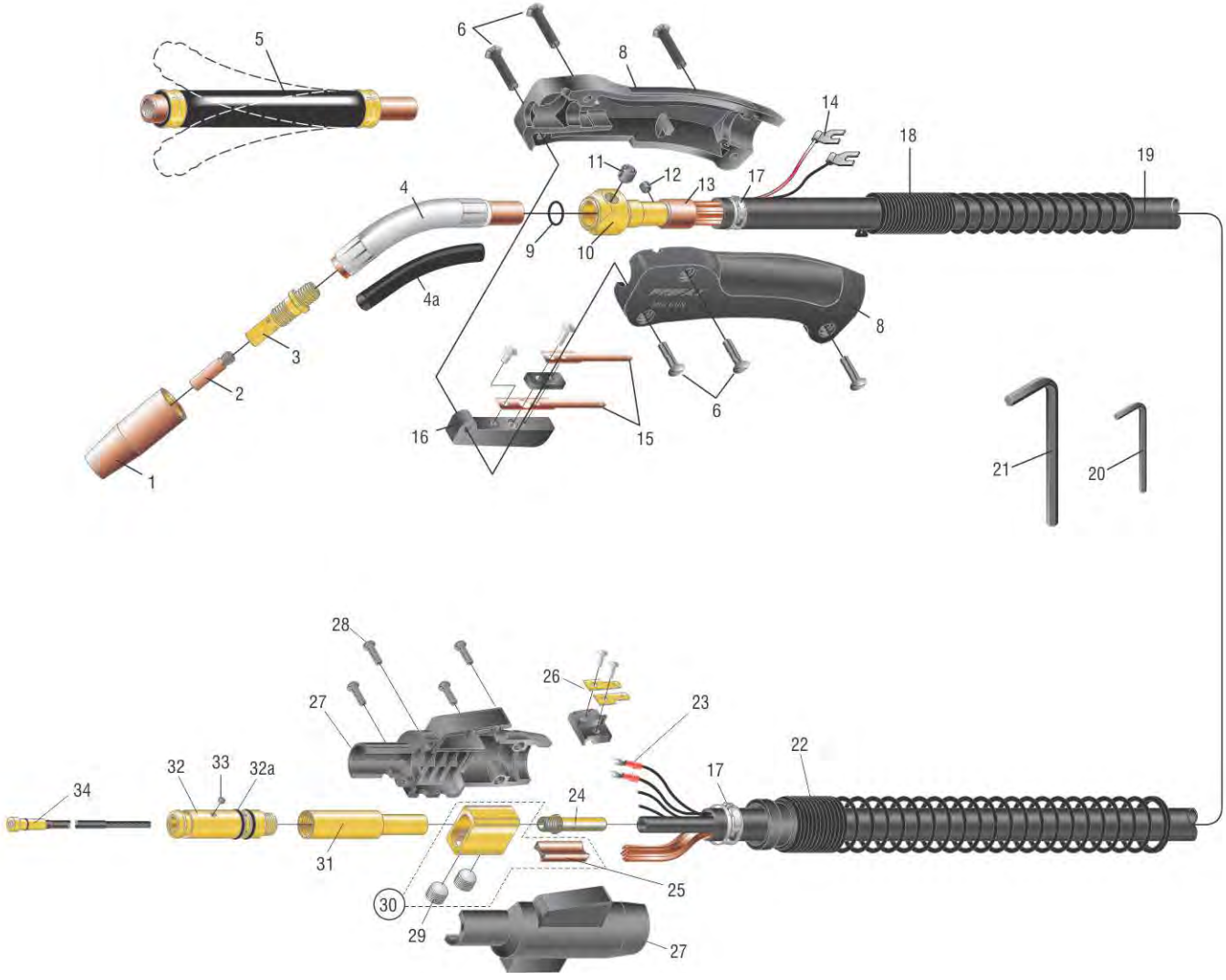

NO.	PROFAX NO.	DESCRIPTION
1.	21-37	Nozzle 3/8", self-insulated
	21-50	Nozzle 1/2", self-insulated (**standard**)
	21-62	Nozzle 5/8", self-insulated
	21-37F	Nozzle 3/8", self-insulated, flush
	21-50F	Nozzle 1/2", self-insulated, flush
	21-62F	Nozzle 5/8", self-insulated, flush
	21T37	Nozzle 3/8", self-insulated, tapered
2.	11-23	Contact tip .023
	11-30	Contact tip .030
	11-35	Contact tip .035
	11-40	Contact tip .040
	11-45	Contact tip .045
	11H30	Contact tip .030, HD
	11H35	Contact tip .035, HD
	11H40	Contact tip .040, HD
	11H45	Contact tip .045, HD
	11T23	Tapered tip .023
	11T30	Tapered tip .030
	11T35	Tapered tip .035
	11T40	Tapered tip .040
	11T45	Tapered tip .045
3.	51-23	Gas diffuser-use w/.023 wire
	51	Gas diffuser-use w/.030-.045 wire
4.	180-45J	Jacketed conductor tube 45° (**standard**)
	180-60J	Jacketed conductor tube 60°
	180-180J	Jacketed conductor tube 180°
4a.	71	Replacement neoprene insulator
5.	TFX-180	Flexible barrel for extreme heat (optional)
6.	122FM-SET	Binders (4 ea.) and screws (4 ea.) for handle
8.	180H	Handle with binder screws
9.	OR1	O-ring
10.	180-1	Cable connector block assy.
11.	516-24	Conductor tube set screw (5/16-24)

Standard series tips

NO.	PROFAX NO.	DESCRIPTION
12.	44C	Set screw for conduit 8-32
13.	110-CS1	Crimp sleeve
14.	18FT	Flag terminals (2)
15.	92C	Switch contacts (2) w/screws
16.	92	Trigger switch assembly
17.	0155	Cable clamp
18.	180-6S	Spring strain relief for handle
19.	180K	Bulk cable (per foot)
20.	44-25	Hex wrench 5/64"
21.	AL-300-532	Hex wrench 5/32"
22.	R185-S	Spring
23.	244	Terminal
24.	62N	Nipple
25.	114	Separator
26.	194	Connector tab assembly
27.	R185-H	Housing
28.	R185-SC	Screws for housing (4)
29.	A-532-24	9/16" ball point screw
30.	104	Cable connector block assembly
31.	R172-UA	Standard connector plug w/62N
	R172-UAG	Connector plug w/gas hole w/62N
32.	R174-C	Connector, Century®
	R174-E	Connector, Esab®
	R174-H	Connector, Hobart®
	R174-L	Connector, Lincoln®
	R174-M	Connector, Miller®
	R174-T	Connector, standard
32a	224	O-ring
33.	44C	Set screw for conduit 8-32
34.	42-23-15	15' wire conduit assembly .023
	42-3035-15	15' wire conduit assembly .030-.035
	42-4045-15	15' wire conduit assembly .040-.045

PROFAX NO.	DESCRIPTION
52FNM10	Special Gas Diffuser Adapts 23 series nozzles and 14 series tips to 180 gun

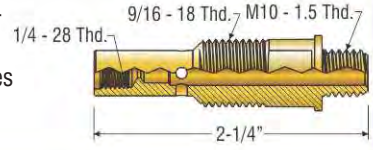

PROFAX NO.	DESCRIPTION
52M10	Special Gas Diffuser Adapts 22 series nozzles, 32 insulator and 14 series tips to 180 gun

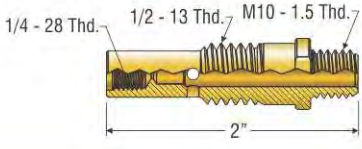

Regulator/Flowmeter

SPECIFICATIONS:
- Brass body
- Preset @ 30 psi
- Flow meter range - 10-60 scfh
- Economical design

PROFAX NO.	GAS SERVICE	CGA INLET
RF1430-580	Argon & Argon/CO_2 Mixes	580
RF1430-320	CO_2	320

High Quality Multi-Purpose 8 Way MIG Plier

Plier is packaged on display card.

PROFAX NO.	DESCRIPTION
8WMP	8 Way MIG Plier

PROFAX NO.	DESCRIPTION	TIP I.D.
11-23	Contact tip .023	.031
11-30	Contact tip .030	.038
11-35	Contact tip .035	.044
11-40	Contact tip .040	.047
11-45	Contact tip .045	.054

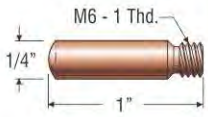

Standard Series Tips

11T23	Contact tip .023	.031
11T30	Contact tip .030	.038
11T35	Contact tip .035	.044
11T40	Contact tip .040	.047
11T45	Contact tip .045	.054

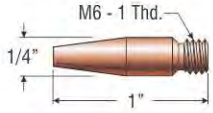

Tapered Series Tips

11H30	Contact tip .030	.038
11H35	Contact tip .035	.044
11H40	Contact tip .040	.049
11H45	Contact tip .045	.054

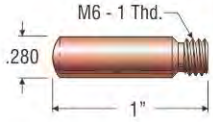

Heavy duty Series Tips

51	Gas diffuser

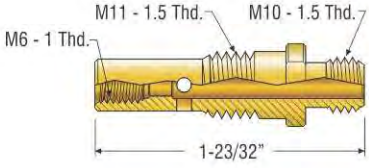

51-23	Gas diffuser

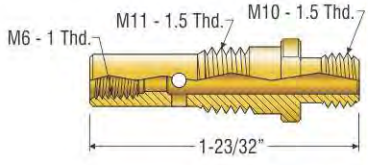

Use with .023 wire

21-37	Nozzle 3/8" Recessed tip

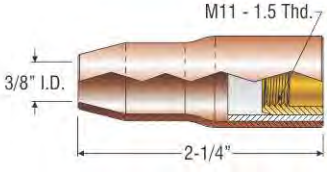

Use 11T series tips

PROFAX NO.	DESCRIPTION
21-50	Nozzle 1/2" Recessed tip

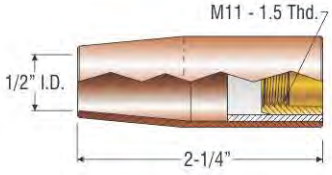

21-62	Nozzle 5/8" Recessed tip

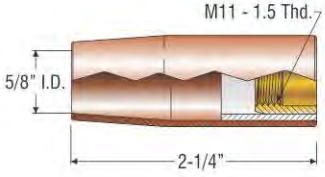

21-37F	Nozzle 3/8" Flush tip

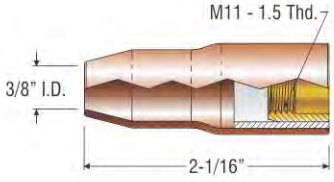

21-50F	Nozzle 1/2" Flush tip

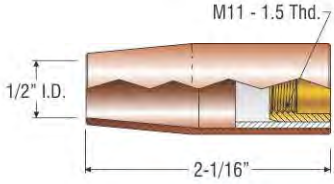

21-62F	Nozzle 5/8" Flush tip

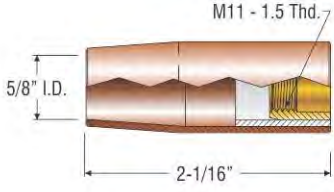

21T37	Tapered nozzle 3/8" Recessed tip

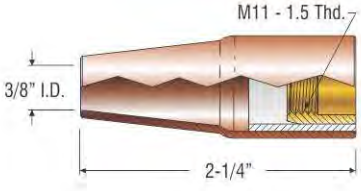

Use 11T series tips

Regulator/Flowmeter

SPECIFICATIONS:
- Brass body
- Preset @ 30 psi
- Flow meter range - 10-60 scfh
- Economical design

PROFAX NO.	GAS SERVICE	CGA INLET
RF1430-580	Argon & Argon/CO_2 Mixes	580
RF1430-320	CO_2	320

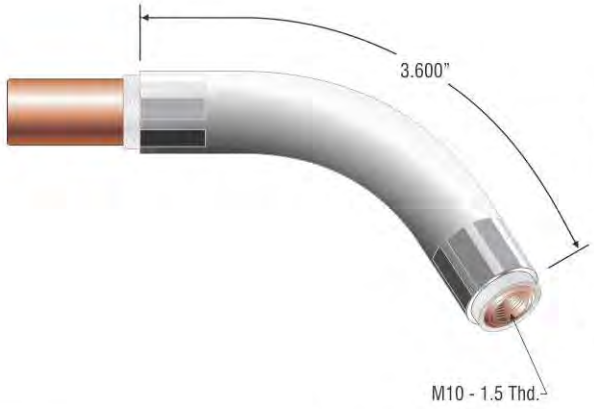

PROFAX NO.	DESCRIPTION
180-45J	Jacketed conductor tube 45°
180-60J	Jacketed conductor tube 60°
180-180J	Jacketed conductor tube 180°

Also available in 12", 18", and 24"

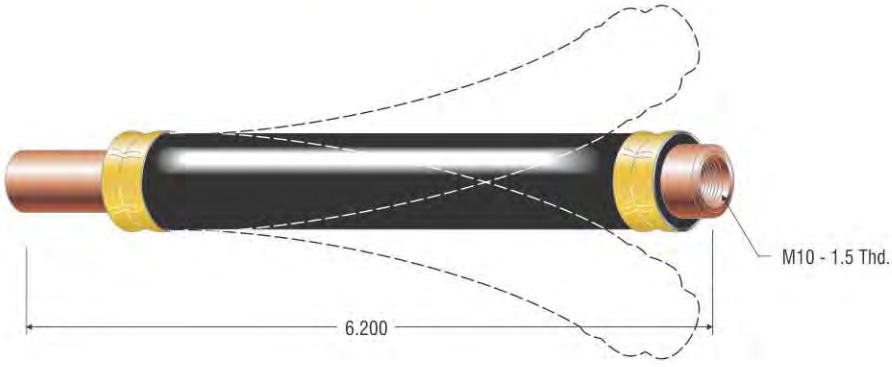

PROFAX NO.	DESCRIPTION
TFX-180	***PROFAX*** flexible barrel for extreme heat

PROFAX NO.	DESCRIPTION
TFX180-12SP	***PROFAX*** flexible barrel 16" over all length
TFX180-18SP	***PROFAX*** flexible barrel 22" over all length
TFX180-24SP	***PROFAX*** flexible barrel 28" over all length

FOR SPECIAL APPLICATIONS THESE TFX180'S ARE AVAILABLE ON REQUEST.

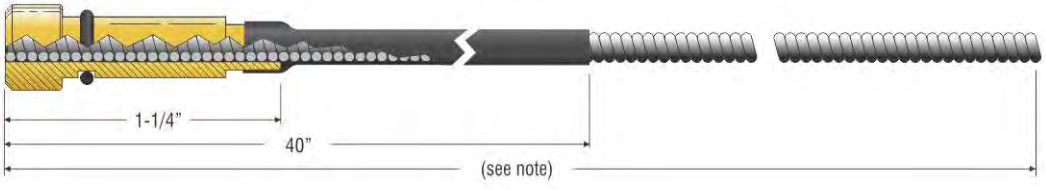

Note: 15' wire conduit assembly (16' - 0" o.a.l.)

PROFAX NO.	DESCRIPTION	I.D.	O.D.
42-23-15	15' wire conduit assembly — used with .023 diameter wire	.044	.125
42-3035-15	15' wire conduit assembly — used with .030-.035 diameter wire	.052	.156
42-4045-15	15' wire conduit assembly — used with .040-.045 diameter wire	.060	.156

***Note:** For 180 amp guns with CK/HH/ or H-10 back ends please refer to liner comment on page 34.

The following direct connects are available by placing the letters shown below before the gun package number.
Example: add an "M" to 180-3035-10; eg **M180-3035-10 is now a Miller® direct connect gun.**

C-Century®: Powermate 90,160, & 225. Solar®125 (New –1982), Solar®165 (New-1982) Solar®2-175 (New-1982), Solar®2120 and Portable mig. Snap-On® YA 212,YA219C Portable mig and YA205.

CK-Systematics®: MP-140, 175, 230 and 250. Snap-On®(by Systematics) YA212.

***Note:** Uses "CK42" series liner

E-Esab®(L-Tec/Linde): Migmaster 130. All wire feeders with the MT200/400 Linde mig gun adapter installed.

HH-Hobart®: Handler 120, 130 & 150, Betamig 170 and 1800. 10ft. guns only.

***Note:** Uses "409737" series liner

H10-Hobart®: Handler 130XL, 135 and 175.

***Note:** Uses Miller® style 194010/194011/194012 style liners

LH-Lincoln®: SP85, SP100, SP100T, SP125 Plus, SP130T, SP135 Plus, SP135T, SP140I, SP170T, SP175T, SP175 Plus, Weldpack 100, 100 Plus, 125, 155.

Hobart®: Betamig 200, 250 and 251.

LN-Lincoln®: SP150, SP200

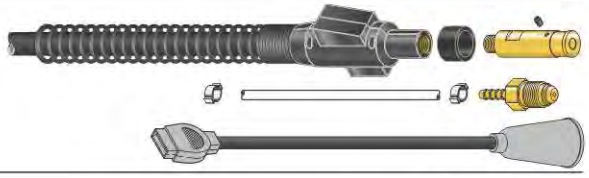

LP-Lincoln®: Powermig 140C and 180C. Also SP-140T and SP-180T

M-Miller®: Cricket, Cricket XL, Challenger, Sidekick, Sidekick XL, Millermatic 90,120,130, 135, 140, 141, 150, 175, 180, 185, 190, 200, 210, 211, 212, 250, 250x, 251, 252, 300, 350, 350P, Pulser and Vintage. Millermatic 35 (after Jan.1980 beginning with s/n JA356001). 22, 50, 60, and 70 series feeders. X-Treme® 8VS, 12RC and 12VS

Hobart®: Betamig 2510 and Olympic VS.

X-Euro-Quick: Equipment
Airco®: AutoPak 130, Dipstick 160 (New), Dipstick 200 (New)Systems I, Universal, Mity 4 and Dip-Pak 250.
Century®(Solar®): Solar 165 (Old)(117-003), Solar 2-125 (Old) and All Star.
Lincoln®: SP250 & SP255. Note: Will not have remote wire speed & voltage control.
Esab®: Mig 2E, Mig 4HD, Mig 4AF, Migmaster 250,251, 252 and 300I, and Mobilmaster.
PROFAX: Pro IIx and Pro IVx.
SIP®: Topmig 170, 195, Autoplus 150 dual purpose, Autoplus 171 & 196, Autoplus 180 dual purpose, Autoplus Super 210 dual purpose, Autoplus Super 215, Ideal Super 180,210, 240, 300, 350 & 500.
Schumacher®: Model 90201.

CA-Comparc®: M125, M170, M150S and M250S.
P-Panasonic®: Gunslinger 260

Direct Connects are also available for these machines

Direct Mount Conversion Kits

Used for converting an existing gun to a different wire feeder.

TAK-180

NO.	PROFAX NO.	DESCRIPTION
1.	R174-T	Connector - standard PROFAX
2.	AK-354	Control cord

CAK-180

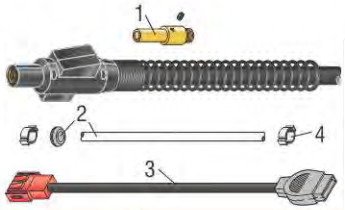

NO.	PROFAX NO.	DESCRIPTION
1.	R174-C	Connector for Century®
2.	MSAK-353	Gas hose w/grommet
3.	180CCP	Control plug
4.	AK-353-2A	Gas hose clamp (2)

Note: will only work on guns with R174-UAG installed

MAK-180

NO.	PROFAX NO.	DESCRIPTION
1.	R174M-N	Nipple for Miller® connection
2.	R174-M	Connector for Miller®
3.	R174M-R	Insulator
4.	MSAK-354	Control cord

LAK-180

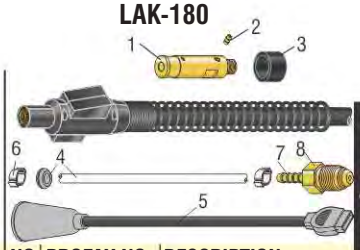

NO.	PROFAX NO.	DESCRIPTION
1.	R174-LC	Connector for Lincoln®
2.	35-170-5	Gas nipple
3.	R174M-R	Insulator
4.	MSAK-353	Gas hose w/grommet
5.	LAK-354	Control cord
6.	AK-353-2A	Gas hose clamp (2)
7.	1245	Gland
8.	1255	Nut

Conversion kits to convert 180 amp MIG gun to direct mount. Includes connector plug, electrical cord w/plug, and gas hose.

CAK-180 — **Century®**: Powermate 90,160, & 225. Solar125 (New 1982), Solar165 (New-1982) Solar® 2-175 (New-1982), Solar® 2120 & Portable mig. Snap-On® YA 212,YA219C Portable mig and YA205.

CAAK-180 — **Comparc®**: M125, M170, M150S & M250S.

CKAK-180 — **Systematics®**: MP-140, 175, 230 and 250. Snap-On® (by Systematics®) YA212.

EAK-180 — **Esab®**(L-Tec/Linde): Migmaster 130. All wire feeders with the MT200/400 Linde mig gun adapter installed.

HAK-180 — **Hobart®**: Betamig 200, 250 and 251.

HHAK-180 — **Hobart®**: Handler 120, 130 & 150, Betamig 170 and 1800. 10' Guns only,

LAK-180 — **Lincoln®**: SP150, SP200, LN7, LN8, LN9, LN25, LN742, and Synergic 7. Also LN 10,DH10, & STT10 with K1500-1 installed.

LHAK-180 — **Lincoln®**: SP85, SP100, SP100T, SP125 Plus, SP130T, SP135 Plus SP135T, SP140I, SP170T, SP175T, SP175 Plus, Weldpack 100, 100 Plus, 125, 155, Wirematic 250 and 255.
PROFAX: Pro II, Pro IV.

MAK-180 — **Miller®**: Cricket, Cricket XL, Challenger, Sidekick, Sidekick XL, Millermatic 90,120,130, 135, 140, 141, 150, 175, 180, 185, 190, 200, 210, 211, 212, 250, 250x, 251, 252, 300, 350, 350P, Pulser and Vintage. Millermatic 35 (after Jan.1980 beginning w/ s/n JA356001). 22, 50, 60, and 70 series feeders. X-Treme® 8VS, 12RC and 12VS
Hobart®: Betamig 2510 and Olympic VS.

OQAK-180 — **Oxomatic®**: PS-30Q & AVC-30Q.

PAK-180 — **Panasonic®**: Gunslinger 260.

TAK-180 — Hobart® series 2000,2200,2210,2400,2410, Heavy Duty, Model 17, Hefty, Mijit 17, Portafeed 17, Portawire 17, Portafeed 1000, Ultrafeed 1000, Thermal Arc® TA-3, TAF-2, TAF-4 & Viking 250.

Euro-Quick End for the Platinum Compact 180 amp MIG Gun

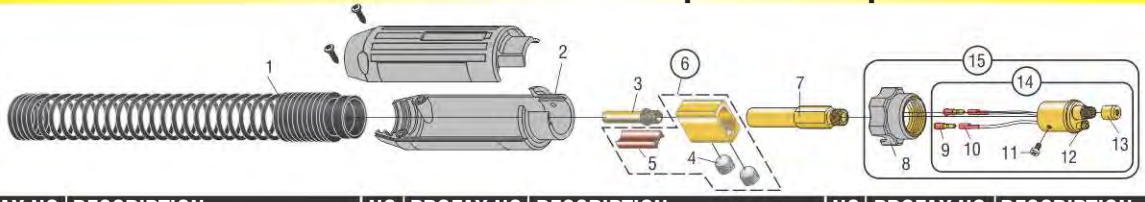

NO.	PROFAX NO.	DESCRIPTION	NO.	PROFAX NO.	DESCRIPTION	NO.	PROFAX NO.	DESCRIPTION
1.	R185-S	Spring	7.	140-UA	Euro connector	13.	174EX-1C	Conduit nut
2.	2545-3	Cable support	8.	2545-4	Machine nut	14.	2545	Euro-Quick connector assy.
3.	62N	Nipple	9.	2545-6	Trigger connection male	15.	2545-C	Euro-Quick connector assy. w/machine nut
4.	A-532-24	9/16"-18 ball point screw	10.	35-350-1	Butt connector			
5.	114	Separator	11.	2-MS	Metric screw			
6.	104	Cable connector block assy.	12.	35-40-1	O-ring			

2 Roll & 4 Roll Wire Feeders

Designed to work with any CV power source.

PRO II & PRO IV

See Page 120

Weld Fillet Gage

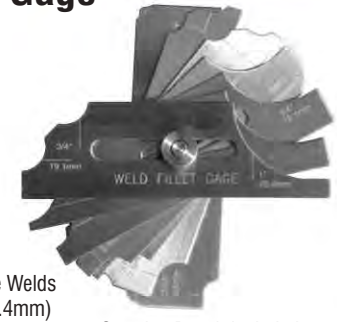

- 7 Piece Weld Fillet Gage
- Stainless Steel Construction
- Marked in Standard and Metric Units
- For:
  - Checking Fillet Throat Sizes
  - Checking Fillet Leg Size
  - Works on Both Convex and Concave Welds
  - Weld Sizes 1/8" (3.2mm) — 1" (25.4mm)
- Carrying Pouch Included

PROFAX NO.	DESCRIPTION
WFG	Weld Fillet Gage

Platinum Compact 250 Amp MIG Gun PROFAX



STANDARD FEATURES:

- Ergonomic handle
- Spare switch leads
- Extra flexible cable
- Spring strain reliefs
- Jacketed gooseneck

PROFAX NO.	LENGTH	WIRE SIZE	PROFAX NO.	LENGTH	WIRE SIZE	PROFAX NO.	LENGTH	WIRE SIZE	PROFAX NO.	LENGTH	WIRE SIZE
250-3035-10	10’	.030-.035	250-3035-12	12’	.030-.035	250-3035-15	15’	.030-.035	250-3035-20	20’	.030-.035
250-4045-10	10’	.040-.045	250-4045-12	12’	.040-.045	250-4045-15	15’	.040-.045	250-4045-20	20’	.040-.045
250-052-10	10’	.052	250-052-12	12’	.052	250-052-15	15’	.052	250-3035-25	25’	.030-.035
									250-4045-25	25’	.040-.045

TO ORDER DIRECT CONNECT MIG GUNS

Standard - All wire feeders that accept the “***PROFAX***” rear adapter. e.g. 250-3035-10
Lincoln® Direct - Add an **LN** for the standard Lincoln ¾” dia. rear adapter. e.g. **LN**250-3035-10
Add an **LP** for the Lincoln Powermig 255. e.g. **LP**250-3035-10
Miller® Direct Add an **M**. e.g. **M**250-3035-10
Euro-Quick Add an **X**. e.g. **X**250-3035-10

SEE PAGES 52-53 for more details on direct connects
SEE PAGES 88-89 for list of adapter kits

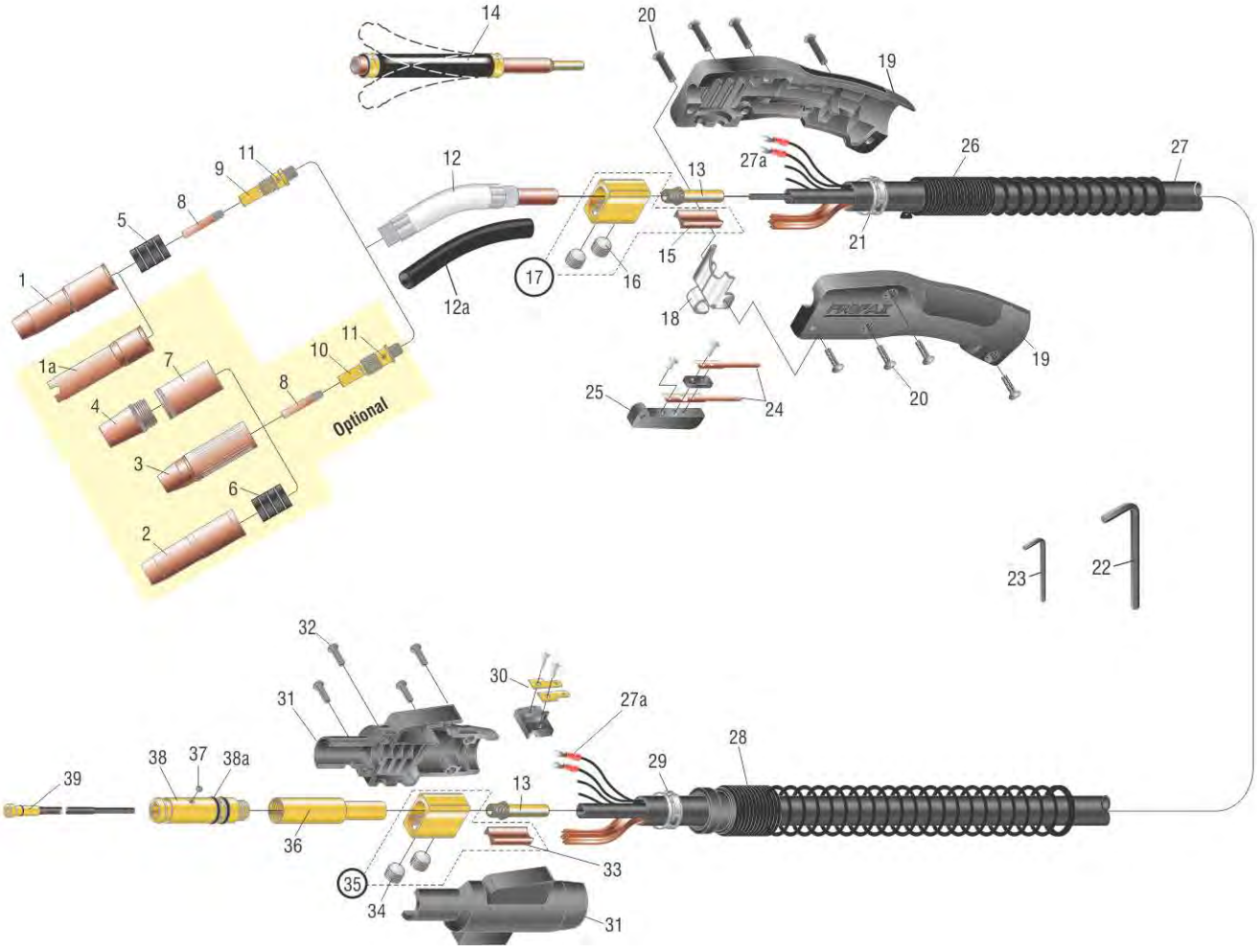

Platinum Compact 250 Amp MIG Gun Parts List

NO.	PROFAX NO.	DESCRIPTION
1.	22-37	Nozzle 3/8", adj., use w/32 & 52
	22-50	Nozzle 1/2", adj., use w/32 & 52 (**standard**)
	22-62	Nozzle 5/8", adj., use w/32 & 52
	22-37SS	Nozzle 3/8", short stop, use w/32 & 52
	22-50SS	Nozzle 1/2", short stop, use w/32 & 52
	22-62SS	Nozzle 5/8", short stop, use w/32 & 52
	22T37SS	Nozzle 3/8", short stop, tapered,use w/32 & 52
1a.	22-62FAS	Spot nozzle
2.	24A50	Nozzle 1/2", adj., use w/34A
	24A62	Nozzle 5/8", adj., use w/34A
	24A75	Nozzle 3/4", adj., use w/34A
	24A50SS	Nozzle 1/2", short stop, adjustable, use w/34A
	24A62SS	Nozzle 5/8", short stop, adjustable, use w/34A
	24AT37SS	Nozzle 3/8", short stop, tapered, adj., use w/34A
	24A75SS	Nozzle 3/4", short stop, adjustable, use w/34A
	24AH50	Nozzle 1/2", HD, adjustable, use w/34A
	24AH62	Nozzle 5/8", HD, adjustable, use w/34A
	24AH75	Nozzle 3/4", HD, adjustable, use w/34A
3.	23-37	Nozzle 3/8", self insulated
	23-50	Nozzle 1/2", self insulated
	23-62	Nozzle 5/8", self insulated
	23-75	Nozzle 3/4", self insulated
	23-37F	Nozzle 3/8", self insulated, flush
	23-50F	Nozzle 1/2", self insulated, flush
	23-62F	Nozzle 5/8", self insulated, flush
	23-75F	Nozzle 3/4", self insulated, flush
	23H50	Nozzle 1/2", HD, self insulated
	23H62	Nozzle 5/8", HD, self insulated
	23T37	Nozzle 3/8", self insulated, tapered
4.	24CT50F	Nozzle 1/2", use w/34CT, flush
	24CT62F	Nozzle 5/8", use w/34CT, flush
	24CT75F	Nozzle 3/4", use w/34CT, flush
	24CT37S	Nozzle 3/8", use w/34CT, recessed
	24CT50S	Nozzle 1/2", use w/34CT, recessed
	24CT62S	Nozzle 5/8", use w/34CT, recessed
	24CT75S	Nozzle 3/4", use w/34CT, recessed
5.	32	Insulator
6.	34A	Insulator
7.	34CT	Insulator w/coarse thread nozzles
8.	14-23	Contact tip .023
	14-30	Contact tip .030
	14-35	Contact tip .035
	14-40	Contact tip .040
	14-45	Contact tip .045
	14-52	Contact tip .052
	14A364	Contact tip 3/64" (for aluminum)
	14H30	Contact tip .030, HD
	14H35	Contact tip .035, HD
	14H40	Contact tip .040, HD
	14H45	Contact tip .045, HD
	14H52	Contact tip .052, HD
	14AH364	Contact tip 3/64", HD(for aluminum)
	14T23	Tapered contact tip .023
	14T30	Tapered contact tip .030
	14T35	Tapered contact tip .035
	14T40	Tapered contact tip .040
	14T45	Tapered contact tip .045
	14T52	Tapered contact tip .052
9.	52	Gas diffuser use w/.030-.052 wire
	52-23	Gas diffuser use w/.023 wire
10.	52FN	Gas diffuser

Standard series tips

NO.	PROFAX NO.	DESCRIPTION
11.	44C	Set screws for gas diffuser/conduit
12.	62A45J	Jacketed conductor tube 45° (**standard**)
	62A45-9J	Jacketed conductor tube 45° - 9 inch
	62A60J	Jacketed conductor tube 60°
	62A80J	Jacketed conductor tube 80°
	62A180J	Jacketed conductor tube 180°
	62A45	Conductor tube 45°
	62A60	Conductor tube 60°
	62A80	Conductor tube 80°
	62A180	Conductor tube 180°
12a.	72A	Replacement neoprene insulator
13.	62N	Nipple
14.	TFX-2	Flexible barrel, extreme heat
15.	112	Separator
16.	1-MBP-10	1/2-20 ball point screws
17.	102	Cable connector block assembly
18.	154HD	Hanger
19.	82C	Handle w/binder screws
20.	122FM-SET	Binders (4 ea.) and screws (4 ea.) for handle
21.	132-12	Clamp - handle
22.	AL-300-25	7/32" hex wrench
23.	44-25	5/64" hex wrench
24.	92C	Switch contacts 2 ea. w/screws
25.	92	Trigger switch assembly
26.	142-6S	Spring strain relief for handle
27.	250-10	10' replacement cable assembly
	250-12	12' replacement cable assembly
	250-15	15' replacement cable assembly
	250-20	20' replacement cable assembly
	250-25	25' replacement cable assembly
	250K	Cable, bulk (per foot)
	250CK	Cloth wrapped cable, bulk (per foot) for guns longer than 15'
27a.	244	Terminal
28.	R185-S	Spring
29.	132-12	Clamp - connector block
30.	194	Connector tab assembly
31.	R185-H	Housing
32.	R185-SC	Screws for housing (4)
33.	114	Separator
34.	A-532-24	9/16-18 ball point screw
35.	104	Cable connector block assembly
36.	R172-UA	Standard connector plug w/62N
	R172-UAG	Connector plug w/gas hole w/62N
37.	44C	Set screw for conduit 8-32
38.	R174-C	Connector, Century®
	R174-E	Connector, Esab®
	R174-H	Connector, Hobart®
	R174-L	Connector, Lincoln®
	R174-M	Connector, Miller®
	R174-T	Connector, standard
38a	224	O-ring
39.	42-23-15	15' wire conduit assembly .023
	42-3035-15	15' wire conduit assembly .030-.035
	42-4045-15	15' wire conduit assembly .040-.045
	42-116-15	15' wire conduit assembly .052 - 1/16"
	42-3035-25	25' wire conduit assembly .030-.035
	42-4045-25	25' wire conduit assembly .040-.045
	42-116-25	25' wire conduit assembly .052 - 1/16"
	42N-3545-15	15' teflon conduit assmbly(aluminum).035-.047

PROFAX NO.	DESCRIPTION
51-3/8-24	Special Gas Diffuser Adapts 21 series nozzles and 11 series tips to 250 gun

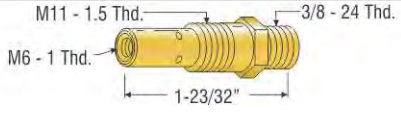

Platinum Compact 250 Amp MIG Gun

PROFAX

PROFAX NO.	DESCRIPTION	TIP I.D.
14-23	Contact tip .023	.031
14-30	Contact tip .030	.038
14-35	Contact tip .035	.044
14-40	Contact tip .040	.047
14-45	Contact tip .045	.054
14-52	Contact tip .052	.064
14A364	Contact tip 3/64"	.059

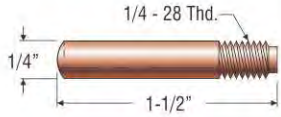

Standard Series Tips

14T23	Contact tip .023	.031
14T30	Contact tip .030	.038
14T35	Contact tip .035	.044
14T40	Contact tip .040	.047
14T45	Contact tip .045	.054
14T52	Contact tip .052	.064

Tapered Series Tips

14H30	Contact tip .030	.038
14H35	Contact tip .035	.044
14H40	Contact tip .040	.049
14H45	Contact tip .045	.054
14H52	Contact tip .052	.064
14AH364	Contact tip 3/64"	.059

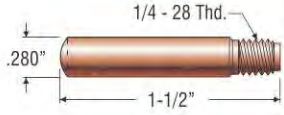

Heavy Duty Series Tips

14HT35	Contact tip .035	.044
14HT40	Contact tip .040	.049
14HT45	Contact tip .045	.054
14HT52	Contact tip .052	.064

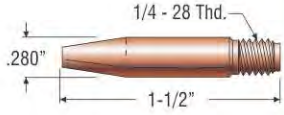

Heavy Duty Tapered Series Tips

22-37	Nozzle 3/8"

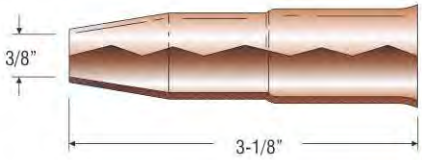

(Adjustable used with 32 insulator and 52 gas diffuser)

22-50	Nozzle 1/2"

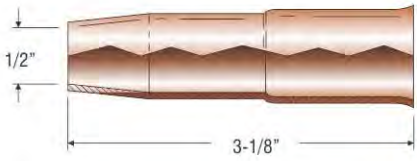

(Adjustable used with 32 insulator and 52 gas diffuser)

PROFAX NO.	DESCRIPTION
22-62	Nozzle 5/8"

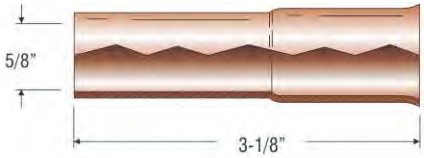

(Adjustable used with 32 insulator and 52 gas diffuser)

22-62FAS	Spot Nozzle 5/8"

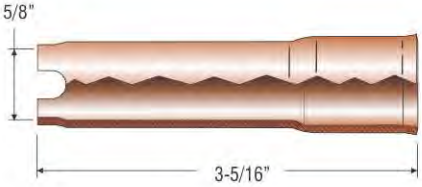

(Flat arc spot, adjustable used with 32 insulator and 52 gas diffuser)

22-37SS	Nozzle 3/8"

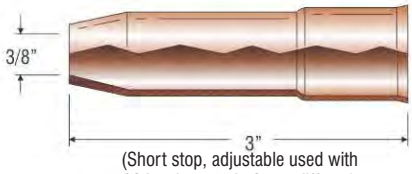

(Short stop, adjustable used with 32 insulator and 52 gas diffuser)

22-50SS	Nozzle 1/2"

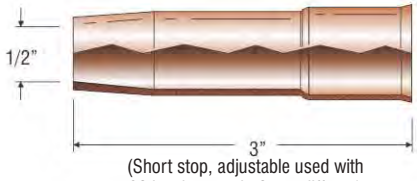

(Short stop, adjustable used with 32 insulator and 52 gas diffuser)

22-62SS	Nozzle 5/8"

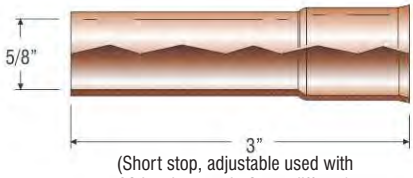

(Short stop, adjustable used with 32 insulator and 52 gas diffuser)

22T37SS	Tapered nozzle 3/8"

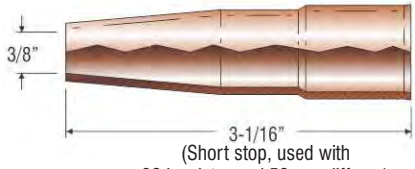

(Short stop, used with 32 insulator and 52 gas diffuser)

Platinum Compact 250 Amp MIG Gun

PROFAX

PROFAX NO.	DESCRIPTION
32	Insulator
52	Gas diffuser

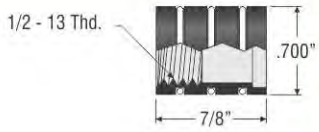

(Used with adjustable nozzles)

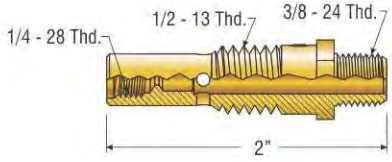

(Used with 32 insulator
.030 thru. .052 diameter wire)

PROFAX NO.	DESCRIPTION
52-23	Gas diffuser
52FN	Gas diffuser

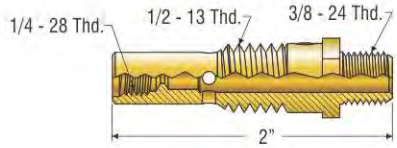

(Used with 32 insulator
.023 diameter wire)

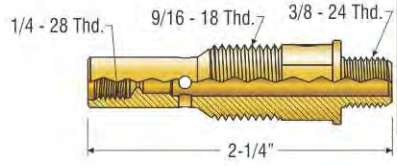

(Use with 23 series nozzles or
with 34A and 24 series nozzles)

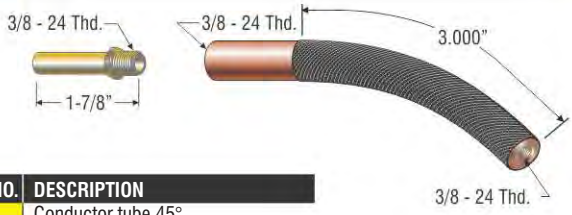

PROFAX NO.	DESCRIPTION
62A45	Conductor tube 45°
62A60	Conductor tube 60°
62A80	Conductor tube 80°
62A180	Conductor tube 180°
62N	Nipple - included

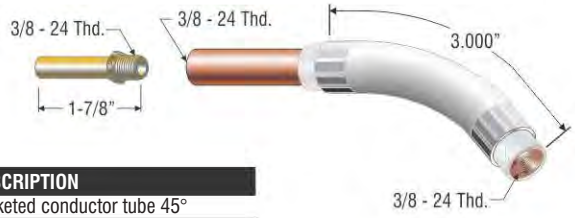

PROFAX NO.	DESCRIPTION
62A45J	Jacketed conductor tube 45°
62A60J	Jacketed conductor tube 60°
62A80J	Jacketed conductor tube 80°
62A180J	Jacketed conductor tube 180°
62N	Nipple - included

Also available in
12", 18", and 24"

NEW Design for Extreme Heat

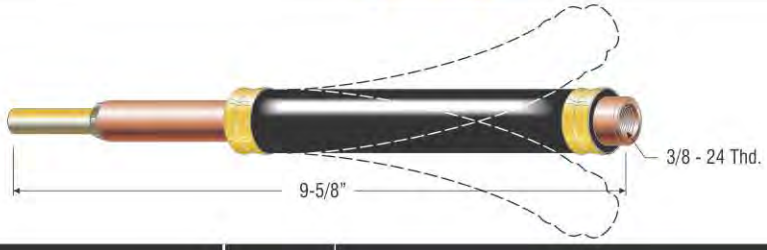

PROFAX NO.	DESCRIPTION
TFX-2	***PROFAX*** flexible barrel for extreme heat

PROFAX NO.	DESCRIPTION
TFX2-12SP	***PROFAX*** flexible barrel 16" over all length
TFX2-18SP	***PROFAX*** flexible barrel 22" over all length
TFX2-24SP	***PROFAX*** flexible barrel 28" over all length

FOR SPECIAL APPLICATIONS THESE TFX2'S ARE AVAILABLE ON REQUEST.

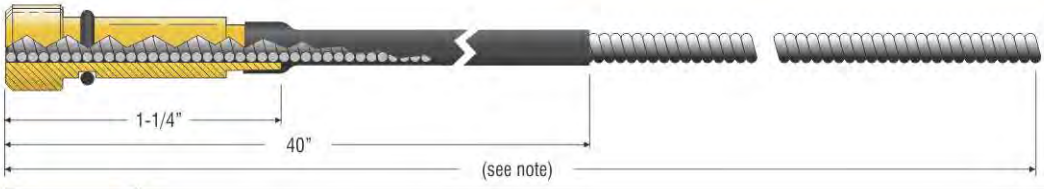

Note: 15' wire conduit assembly (16' - 0" o.a.l.)
25' wire conduit assembly (26' - 0" o.a.l.)

PROFAX NO.	DESCRIPTION	I.D.	O.D.
42-23-15	15' wire conduit assembly — used with .023 diameter wire	.044	.125
42-3035-15	15' wire conduit assembly — used with .030-.035 diameter wire	.052	.156
42-4045-15	15' wire conduit assembly — used with .040-.045 diameter wire	.060	.156
42-116-15	15' wire conduit assembly — used with .052-1/16" diameter wire	.078	.156
42-3035-25	25' wire conduit assembly — used with .030-.035 diameter wire	.052	.156
42-4045-25	25' wire conduit assembly — used with .040-.045 diameter wire	.060	.156
42-116-25	25' wire conduit assembly — used with .052-1/16" diameter wire	.078	.156

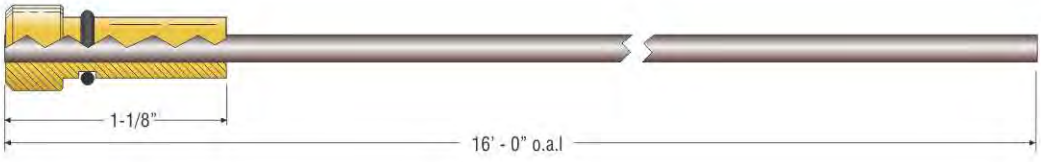

PROFAX NO.	DESCRIPTION	I.D.	O.D.
42N-3545-15	15' teflon conduit assembly — used with .035-.047 aluminum wire	.065	.138

Platinum SP250
250 Amp Slim Line MIG Gun

STANDARD FEATURES:

- Swivel Gooseneck
- Slim Line Handle
- Locking Trigger Optional
- Extra Flexible Cable
- ACME Thread Nozzle



PROFAX NO.	LENGTH	WIRE SIZE	PROFAX NO.	LENGTH	WIRE SIZE	PROFAX NO.	LENGTH	WIRE SIZE	PROFAX NO.	LENGTH	WIRE SIZE
SP250-3035-10	10’	.030-.035	SP250-3035-12	12’	.030-.035	SP250-3035-15	15’	.030-.035	SP250-3035-20	20’	.030-.035
SP250-4045-10	10’	.040-.045	SP250-4045-12	12’	.040-.045	SP250-4045-15	15’	.040-.045	SP250-4045-20	20’	.040-.045
SP250-052-10	10’	.052	SP250-052-12	12’	.052	SP250-052-15	15’	.052	SP250-052-20	20’	.052
									SP250-3035-25	25’	.030-.035
									SP250-4045-25	25’	.040-.045
									SP250-052-25	25’	.052

TO ORDER DIRECT CONNECT MIG GUNS

Standard - All wire feeders that accept the “***PROFAX***” rear adapter. e.g. SP250-3035-10

Lincoln® Direct - Add an **LN** for the standard Lincoln ¾” dia. rear adapter. e.g. SP**LN**250-3035-10
Add an **LP** for the Lincoln Powermig 255. e.g. SP**LP**250-3035-10

Miller® Direct Add an **M**. e.g. SP**M**250-3035-10

Euro-Quick Add an **X**. e.g. SP**X**250-3035-10

SEE PAGES 52-53 for more details on direct connects
SEE PAGES 88-89 for list of adapter kits

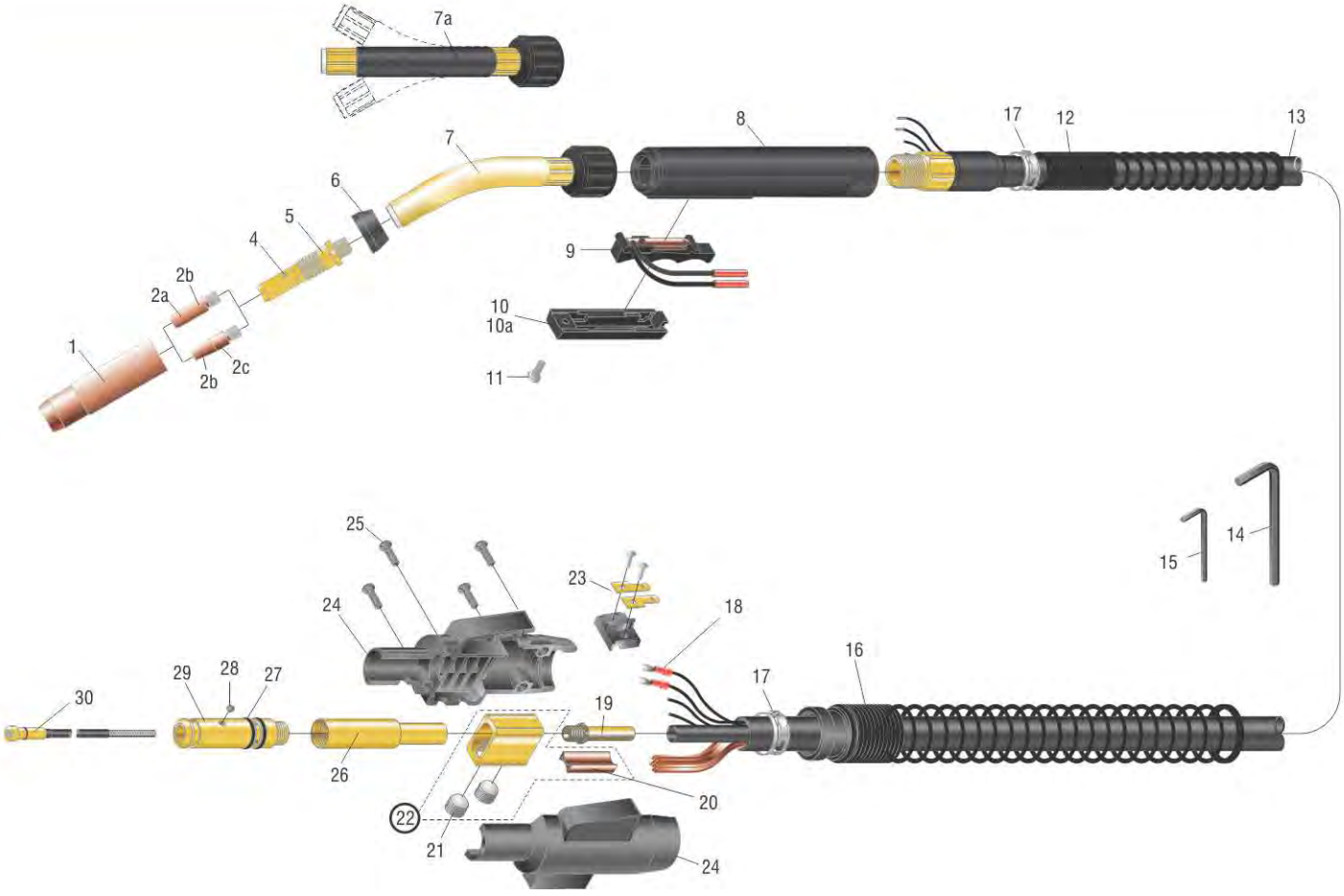

Platinum SP250
250 Amp Slim Line MIG Gun

NO.	PROFAX NO.	DESCRIPTION
1.	23CT-37	Nozzle 3/8" (requires tapered tip)
	23CT-50	Nozzle 1/2" (requires tapered tip)
	23CT-62	Nozzle 5/8" (**standard**)
	23CT-75	Nozzle 3/4"
2a.	17S-30	Contact tip .030 — **Standard series tips**
	17S-35	Contact tip .035
	17S-40	Contact tip .040
	17S-45	Contact tip .045
	17AS-364	Contact tip 3/64"
	17S-52	Contact tip .052
2b.	16S-30	Contact tip .030 — Flush
	16S-35	Contact tip .035
	16S-40	Contact tip .040
	16S-45	Contact tip .045
	16S-52	Contact tip .052
2c.	17ST-30	Contact tip .030 — Recessed Tapered
	17ST-35	Contact tip .035
	17ST-40	Contact tip .040
	17ST-45	Contact tip .045
	17ST-52	Contact tip .052
2d.	16ST-30	Contact tip .030 — Flush Tapered
	16ST-35	Contact tip .035
	16ST-40	Contact tip .040
	16ST-45	Contact tip .045
	16ST-52	Contact tip .052
4.	44C	Set screw
5.	43CT	Gas diffuser (**standard**)
6.	66SW	Shock washer
7.	66-30	30° swivel gooseneck
	66-45	45° swivel gooseneck
	66-60	60° swivel gooseneck **(standard)**
	66-180	180° swivel gooseneck
7a.	TFX-41SP	Flexible gooseneck for extreme heat (optional)
8.	82SP	Handle
9.	90T	Trigger w/leads (Used on both standard & locking trigger)
10.	91	Trigger housing w/screw **(standard)**
10a.	91L	Locking trigger housing w/screw

NO.	PROFAX NO.	DESCRIPTION
11.	199	Screw 8-32 x ½ inch
12.	140-6SP	Support spring
13.	SP210	10' replacement cable assembly
	SP212	12' replacement cable assembly
	SP215	15' replacement cable assembly
	SP220	20' replacement cable assembly
	SP225	25' replacement cable assembly
14.	AL-300-25	7/32" hex wrench
15.	44-25	5/64" hex wrench
16.	R185-S	Spring
17.	132-12	Clamp - connector block (2 required)
18.	244	Terminal
19.	62N	Nipple
20.	114	Separator
21.	A-532-24	9/16"-18 ball point screws
22.	104	Cable connector block assembly
23.	194	Connector tab assembly
24.	R185-H	Housing
25.	R185-SC	Screws for housing (4)
26.	R172-UA	Standard connector plug
	R172-UAG	Connector plug w/gas hole
27.	224	O-ring
28.	44C	Set screw for conduit 8-32
29.	R174-C	Connector, Century®
	R174-E	Connector, Esab®
	R174-H	Connector, Hobart®
	R174-L	Connector, Lincoln®
	R174-M	Connector, Miller®
	R174-T	Connector, standard
30.	42-23-15	15' wire conduit assembly .023
	42-3035-15	15' wire conduit assembly .030-.035
	42-4045-15	15' wire conduit assembly .040-.045
	42-116-15	15' wire conduit assembly .052 - 1/16"
	42-3035-25	25' wire conduit assembly .030-.035
	42-4045-25	25' wire conduit assembly .040-.045
	42-116-25	25' wire conduit assembly .052 - 1/16"
	42N-3545-15	15' teflon conduit assembly (aluminum).035-.047

Regulator/Flowmeter

SPECIFICATIONS:
- Brass body
- Preset @ 30 psi
- Flow meter range - 10-60 scfh
- Economical design

PROFAX NO.	GAS SERVICE	CGA INLET
RF1430-580	Argon & Argon/CO_2 Mixes	580
RF1430-320	CO_2	320

High Quality Multi-Purpose 8 Way MIG Plier

Plier is packaged on display card.

PROFAX NO.	DESCRIPTION
8WMP	8 Way MIG Plier

Platinum SP250
250 Amp Slim Line MIG Gun

PROFAX NO.	DESCRIPTION	TIP I.D.
17S-30	Contact tip .030	.040
17S-35	Contact tip .035	.044
17S-40	Contact tip .040	.049
17S-45	Contact tip .045	.054
17AS-364	Contact tip 3/64"	.060 aluminum
17S-52	Contact tip .052	.064

Recessed

Standard tip shipped with gun.

PROFAX NO.	DESCRIPTION
23CT-37	Nozzle 3/8"

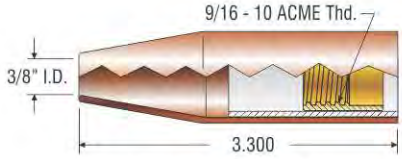

Requires 17ST Series Tip

PROFAX NO.	DESCRIPTION	TIP I.D.
17ST-30	Contact tip .030	.040
17ST-35	Contact tip .035	.044
17ST-40	Contact tip .040	.049
17ST-45	Contact tip .045	.054
17ST-52	Contact tip .052	.064

Recessed

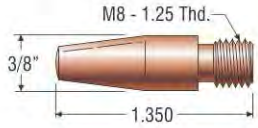

PROFAX NO.	DESCRIPTION
23CT-50	Nozzle 1/2"

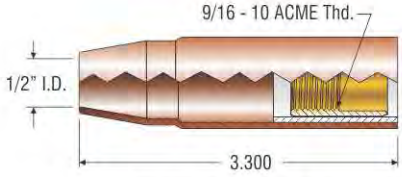

Requires 17ST Series Tip

PROFAX NO.	DESCRIPTION	TIP I.D.
16S-30	Contact tip .030	.040
16S-35	Contact tip .035	.044
16S-40	Contact tip .040	.049
16S-45	Contact tip .045	.054
16S-52	Contact tip .052	.064

Flush



PROFAX NO.	DESCRIPTION
23CT-62	Nozzle 5/8"

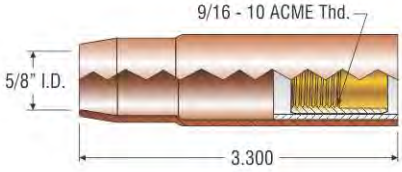

PROFAX NO.	DESCRIPTION	TIP I.D.
16ST-30	Contact tip .030	.040
16ST-35	Contact tip .035	.044
16ST-40	Contact tip .040	.049
16ST-45	Contact tip .045	.054
16ST-52	Contact tip .052	.064

Flush



PROFAX NO.	DESCRIPTION
23CT-75	Nozzle 3/4"

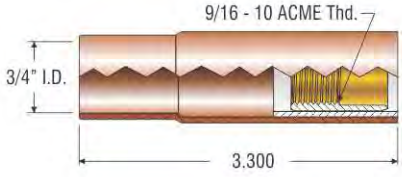

PROFAX NO.	DESCRIPTION
43CT	Gas diffuser (**Standard**)

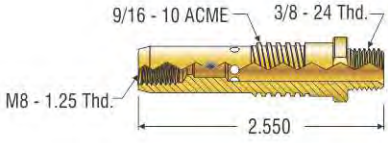

PROFAX NO.	DESCRIPTION
66SW	Shock washer

Platinum SP250
250 Amp Slim Line MIG Gun

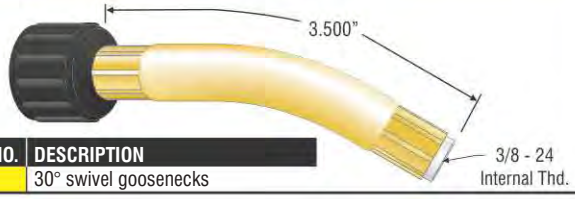

PROFAX NO.	DESCRIPTION
66-30	30° swivel goosenecks

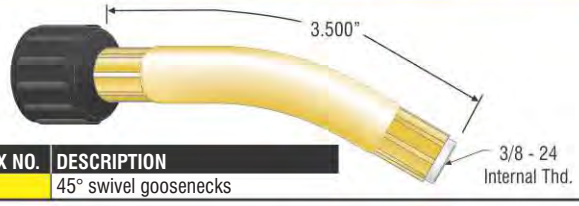

PROFAX NO.	DESCRIPTION
66-45	45° swivel goosenecks

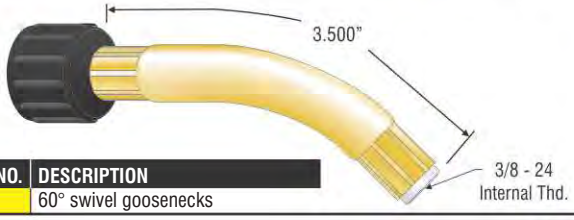

PROFAX NO.	DESCRIPTION
66-60	60° swivel goosenecks

PROFAX NO.	DESCRIPTION
66-180	180° swivel goosenecks

NEW Design for Extreme Heat

PROFAX NO.	DESCRIPTION
TFX-41SP	***PROFAX*** swivel flexible barrel for extreme heat

PROFAX NO.	DESCRIPTION
TFX41SP-12SP	***PROFAX*** flexible barrel 16" over all length
TFX41SP-18SP	***PROFAX*** flexible barrel 22" over all length
TFX41SP-24SP	***PROFAX*** flexible barrel 28" over all length

FOR SPECIAL APPLICATIONS THESE TFX-41SP'S ARE AVAILABLE ON REQUEST.

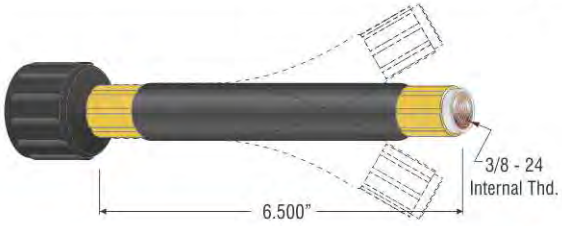

OPTIONAL To use HD parts on your Slim Line Gun (27 series nozzle, 17 series tip, 55HD diffuser, and 17SW shock washer) - Order gooseneck and diffuser listed below.

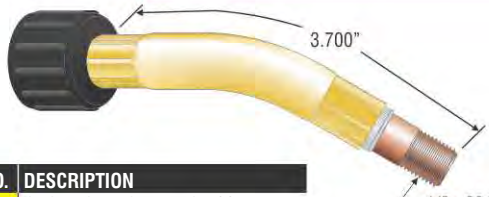

PROFAX NO.	DESCRIPTION
66-45HD	Jacketed conductor tube 60°

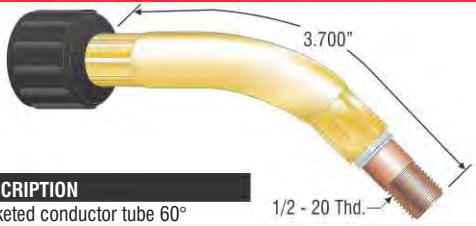

PROFAX NO.	DESCRIPTION
66-60HD	Jacketed conductor tube 60°

NEW Design for Extreme Heat

PROFAX NO.	DESCRIPTION
TFX-41HD	***PROFAX*** swivel flexible barrel for extreme heat

PROFAX NO.	DESCRIPTION
TFX41HD-12SP	***PROFAX*** flexible barrel 16" over all length
TFX41HD-18SP	***PROFAX*** flexible barrel 22" over all length
TFX41HD-24SP	***PROFAX*** flexible barrel 28" over all length

FOR SPECIAL APPLICATIONS THESE TFX-41HD'S ARE AVAILABLE ON REQUEST.

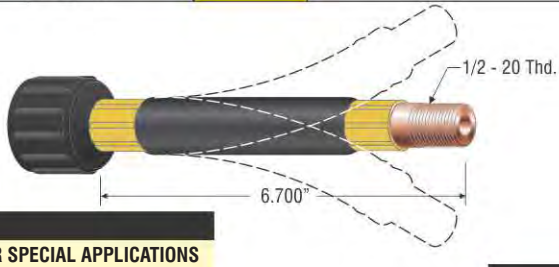

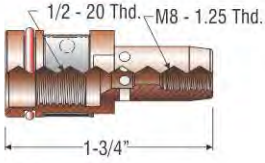

PROFAX NO.	DESCRIPTION
55HD	Heavy duty diffuser

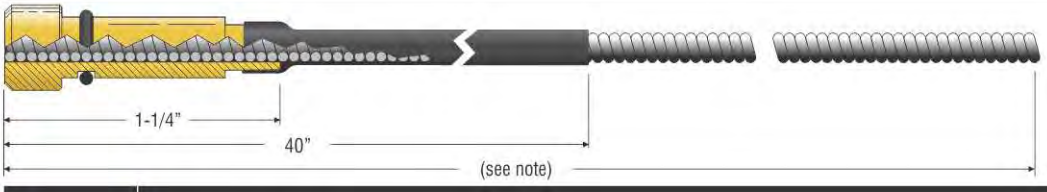

Note: 15' wire conduit assembly (16' - 0" o.a.l.)
25' wire conduit assembly (26' - 0" o.a.l.)

PROFAX NO.	DESCRIPTION	I.D.	O.D.
42-23-15	15' wire conduit assembly — used with .023 diameter wire	.044	.125
42-3035-15	15' wire conduit assembly — used with .030-.035 diameter wire	.052	.156
42-4045-15	15' wire conduit assembly — used with .040-.045 diameter wire	.060	.156
42-116-15	15' wire conduit assembly — used with .052-1/16" diameter wire	.078	.156
42-3035-25	25' wire conduit assembly — used with .030-.035 diameter wire	.052	.156
42-4045-25	25' wire conduit assembly — used with .040-.045 diameter wire	.060	.156
42-116-25	25' wire conduit assembly — used with .052-1/16" diameter wire	.078	.156



PROFAX NO.	DESCRIPTION	I.D.	O.D.
42N-3545-15	15' teflon conduit assembly — used with .035-.047 aluminum wire	.065	.138

STANDARD FEATURES:

- Slim ergonomic handle
- Large integral cooling slots
- Gooseneck can rotate a full 360 degree
- Set screw for liner is located on side of handle for protection from spatter
- Heavy duty contact tips for longer life
- Heavy duty copper gas diffuser
- Heavy duty slip-on nozzle
- Available up to .052 wire size

PROFAX NO.	LENGTH	WIRE SIZE	PROFAX NO.	LENGTH	WIRE SIZE	PROFAX NO.	LENGTH	WIRE SIZE	PROFAX NO.	LENGTH	WIRE SIZE
FC250-3035-10	10'	.030-.035	FC250-3035-12	12'	.030-.035	FC250-3035-15	15'	.030-.035	FC250-3035-20	20'	.030-.035
FC250-4045-10	10'	.040-.045	FC250-4045-12	12'	.040-.045	FC250-4045-15	15'	.040-.045	FC250-4045-20	20'	.040-.045
FC250-052-10	10'	.052	FC250-052-12	12'	.052	FC250-052-15	15'	.052	FC250-3035-25	25'	.030-.035
									FC250-4045-25	25'	.040-.045

TO ORDER DIRECT CONNECT MIG GUNS

Standard - All wire feeders that accept the "***PROFAX***" rear adapter. e.g. FC250-3035-10
Lincoln® Direct - Add an **LN** for the standard Lincoln ¾" dia. rear adapter. e.g. FC**LN**250-3035-10
Add an **LP** for the Lincoln Powermig 255. e.g. FC**LP**250-3035-10
Miller® Direct Add an **M**. e.g. FC**M**250-3035-10
Euro-Quick Add an **X**. e.g. FC**X**250-3035-10

SEE PAGES 52-53 for more details on direct connects
SEE PAGES 88-89 for list of adapter kits

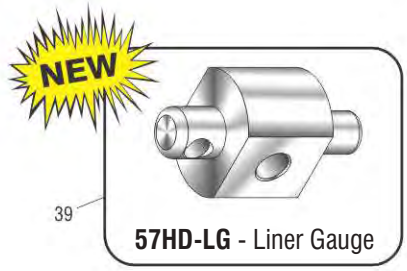

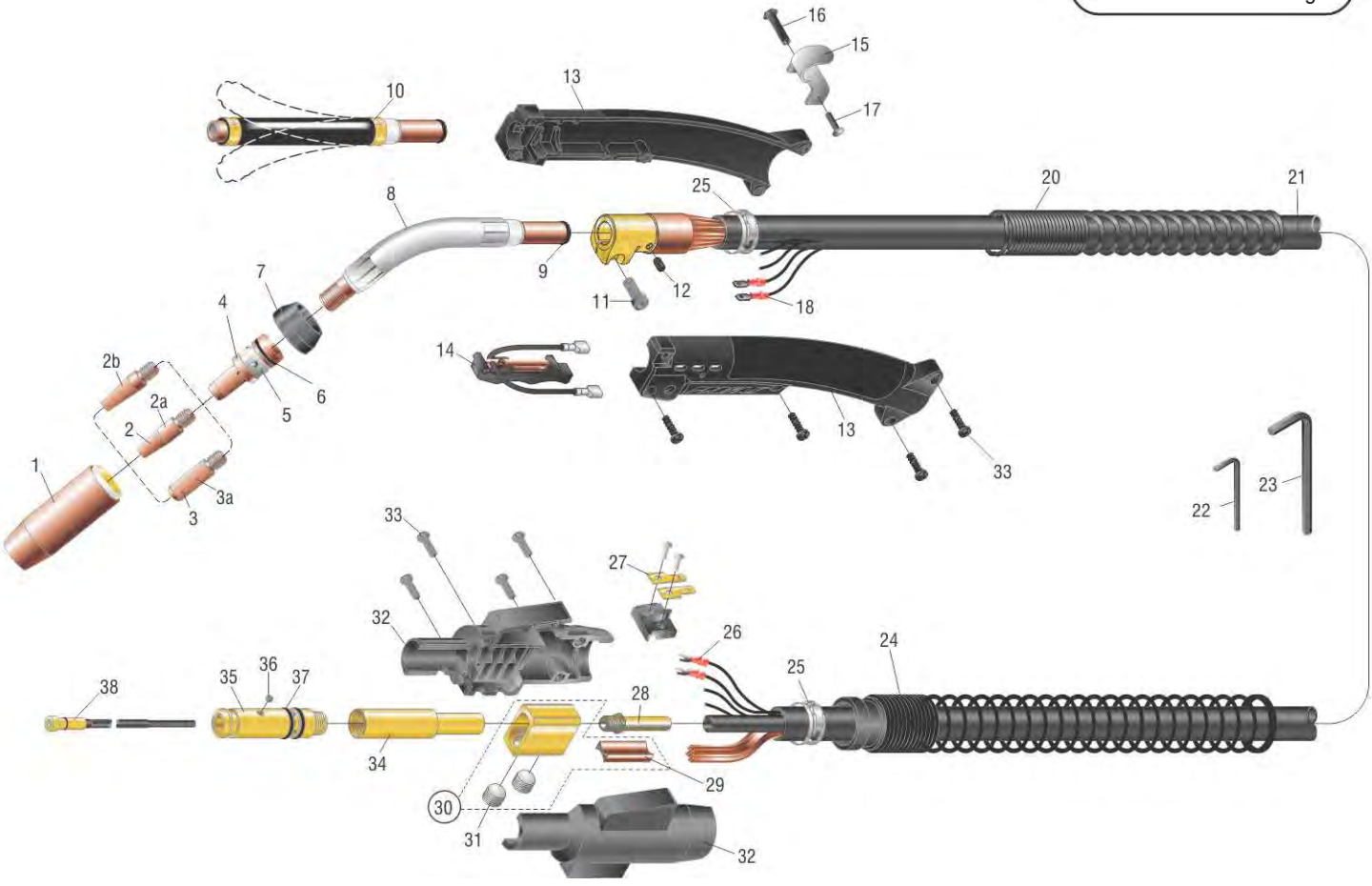

Platinum "Choice" FC250 Amp MIG Gun Parts List

NO.	PROFAX NO.	DESCRIPTION		
1.	27S50	H.D. nozzle 1/2" (copper)		
	27S62	H.D. nozzle 5/8" (copper)(**standard**)		
	27S75	H.D. nozzle 3/4" (copper)		
	27S50GL	H.D. nozzle 1/2" (copper) **(Use 17SLT series tip)**		
	27S62GL	H.D. nozzle 5/8" (copper)		
	27S75GL	H.D. nozzle 3/4" (copper)		
	27T38	Tapered nozzle 3/8" (brass) (**Use 17SLT series tip**)		
	27TC38	Tapered nozzle 3/8" (copper) (**Use 17SLT series tip**)		
	27T50	Nozzle 1/2" bottle (copper)		
	27K50	M.D. nozzle 1/2" (copper)		
	27K62	M.D. nozzle 5/8" (copper)		
2.	17ST-30	Contact tip .030	.040	
	17ST-35	Contact tip .035	.044	
	17ST-40	Contact tip .040	.049	
	17ST-45	Contact tip .045	.054	
	17ST-52	Contact tip .052	.064	
2a.	16ST-30	Contact tip .030	.040	
	16ST-35	Contact tip .035	.044	
	16ST-40	Contact tip .040	.049	
	16ST-45	Contact tip .045	.054	
	16ST-52	Contact tip .052	.064	
2b.	17SLT-35	Contact tip .035	.044	**Used with 27T38**
	17SLT-40	Contact tip .040	.049	
	17SLT-45	Contact tip .045	.054	
	17SLT-52	Contact tip .052	.064	
3.	17S-30	Contact tip .030	.040	**Standard series contact tip**
	17S-35	Contact tip .035	.044	
	17S-40	Contact tip .040	.049	
	17S-45	Contact tip .045	.054	
	17AS-364	Contact tip 3/64" aluminum	.060	
	17S-52	Contact tip .052	.064	
3a.	16S-30	Contact tip .030	.040	
	16S-35	Contact tip .035	.044	
	16S-40	Contact tip .040	.049	
	16S-45	Contact tip .045	.054	
	16S-52	Contact tip .052	.064	
4.	FC55	Gas diffuser		
5.	240	Retaining ring		
6.	260	O-ring		
7.	66SW	H.D. shock washer		
8.	62FC30HD	Gooseneck 30°		
	62FC45HD	Gooseneck 45° (**standard**)		
	62FC60HD	Gooseneck 60°		
	62FC180HD	Gooseneck 180°		
9.	S70011	O-ring		
10.	TFX-62FC	Flexible barrel, extreme heat		

NO.	PROFAX NO.	DESCRIPTION
11.	46C	Socket head cap screw
12.	45C	Set screw 8-32 x 1/4
13.	87	Handle w/screws
14.	97T	Trigger
15.	154FC	Hanger bracket
16.	122F	Post for 122FM-SET
17.	122M	Screw for 122FM-SET
18.	40MQ	Male quick connect
20.	87-S	Support spring
21.	FC-210	10' cable assembly
	FC-212	12' cable assembly
	FC-215	15' cable assembly
	FC-220	20' cable assembly
	FC-225	25' cable assembly
22.	44-25	5/64" hex wrench
23.	AL187	3/16" hex wrench
24.	R185-S	Spring
25.	132-12	Clamp (2 required)
26.	244	Terminal
27.	194	Connector tab assembly
28.	62N	Nipple
29.	114	Separator
30.	104	Cable connector block assembly
31.	A-532-24	9/16" ball point screws
32.	R185-H	Housing w/screws
33.	R185-SC	Screws for housing (4)
34.	R172-UA	Standard connector plug w/62N
	R172-UAG	Connector plug w/gas hole w/62N
35.	R174-C	Connector, Century®
	R174-E	Connector, Esab®(L-Tec®)
	R174-H	Connector, Hobart®
	R174-L	Connector, Lincoln®
	R174-M	Connector, Miller®
	R174-T	Connector, **(standard)**
36.	44C	Set screw 8-32 x 1/4"
37.	224	O-ring
38.	42-23-15	15' wire conduit assembly .023
	42-3035-15	15' wire conduit assembly .030-.035
	42-4045-15	15' wire conduit assembly .040-.045
	42-116-15	15' wire conduit assembly .052 - 1/16"
	42-3035-25	25' wire conduit assembly .030-.035
	42-4045-25	25' wire conduit assembly .040-.045
	42-116-25	25' wire conduit assembly .052 - 1/16"
	42N-3545-15	15' teflon conduit assembly (aluminum) .035-.045
39.	57HD-LG	Gauge for setting liner

*Prevents seizing when used on contact tip, nozzle & gas diffuser threads.

PROFAX NO.	DESCRIPTION
JL-4	Copper coat anti-seize lubricant - 4 oz.
JL-8	Copper coat anti-seize lubricant - 8 oz.
JL-16	Copper coat anti-seize lubricant - 16 oz.

Universal flow tester

PROFAX NO.	DESCRIPTION
50020	Flow tester for Argon & CO_2 0-50 SCFH

Platinum "Choice" FC250 Amp MIG Gun

PROFAX NO.	DESCRIPTION	TIP I.D.
17S-30	Contact tip .030	.040
17S-35	Contact tip .035	.044
17S-40	Contact tip .040	.049
17S-45	Contact tip .045	.054
17AS-364	Contact tip 3/64" aluminum	.060
17S-52	Contact tip .052	.064

Recessed

*Standard tip shipped with gun.

17ST-30	Contact tip .030	.040
17ST-35	Contact tip .035	.044
17ST-40	Contact tip .040	.049
17ST-45	Contact tip .045	.054
17ST-52	Contact tip .052	.064

Recessed



17SLT-35	Contact tip .035	.044
17SLT-40	Contact tip .040	.049
17SLT-45	Contact tip .045	.054
17SLT-52	Contact tip .052	.064

Recessed

(Use with 27T38 nozzle)

16S-30	Contact tip .030	.040
16S-35	Contact tip .035	.044
16S-40	Contact tip .040	.049
16S-45	Contact tip .045	.054
16S-52	Contact tip .052	.064

Flush



16ST-30	Contact tip .030	.040
16ST-35	Contact tip .035	.044
16ST-40	Contact tip .040	.049
16ST-45	Contact tip .045	.054
16ST-52	Contact tip .052	.064

Flush



FC55 Diffuser

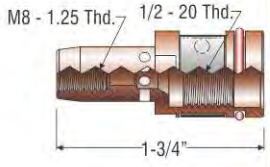

66SW H.D. shock washer

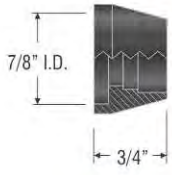

27T38 Tapered nozzle 3/8"

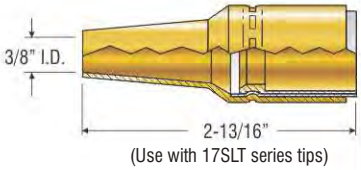

(Use with 17SLT series tips)

27TC38 Tapered nozzle 3/8"

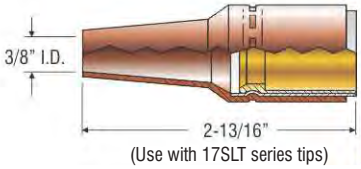

(Use with 17SLT series tips)

PROFAX NO.	DESCRIPTION
27T50	Nozzle 1/2"

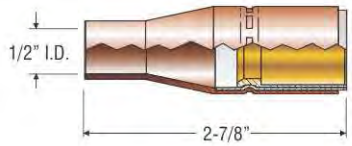

(Use with 17ST series tips)

27K50	M.D. Nozzle 1/2"

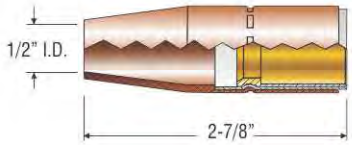

(Use with 17ST series tips)

27S50	H.D. Nozzle 1/2"

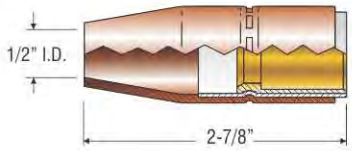

(Use with 17ST series tips)

27K62	M.D. Nozzle 5/8"

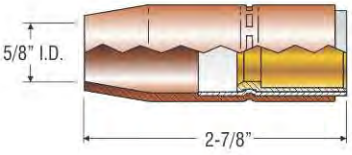

27S62	H.D. Nozzle 5/8"

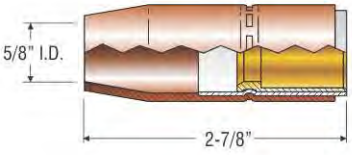

27S75	H.D. Nozzle 3/4"

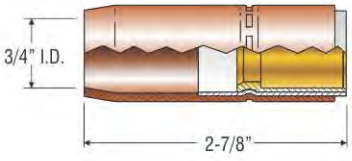

27S50GL	H.D. Nozzle 1/2"

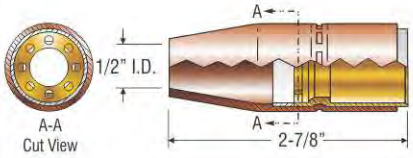

(Use with 17ST series tips)

27S62GL	H.D. Nozzle 5/8"

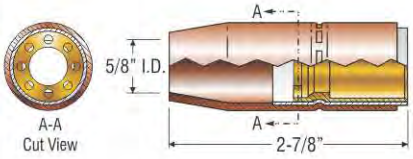

27S75GL	H.D. Nozzle 3/4"

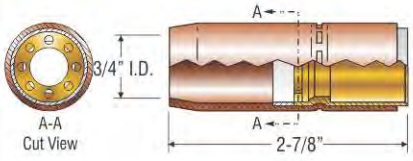

PROFAX NO.	DESCRIPTION
62FC30HD	Gooseneck 30°

Also available in 12", 18", and 24"

PROFAX NO.	DESCRIPTION
62FC60HD	Gooseneck 60°

Also available in 12", 18", and 24"

PROFAX NO.	DESCRIPTION
62FC45HD	Gooseneck 45° **(standard)**

Also available in 12", 18", and 24"

PROFAX NO.	DESCRIPTION
62FC180HD	Gooseneck 180°

Also available in 12", 18", and 24"

NEW Design for Extreme Heat

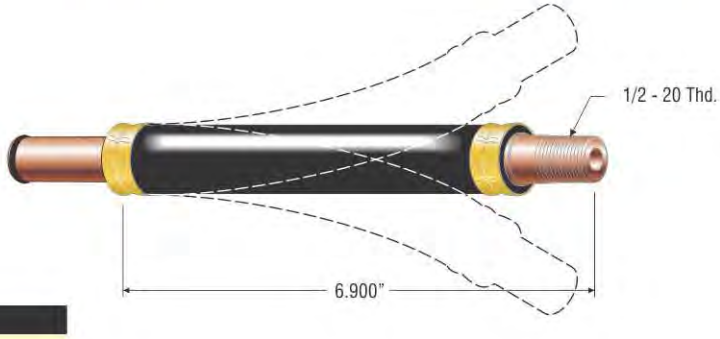

PROFAX NO.	DESCRIPTION
TFX-62FC	***PROFAX*** flexible barrel 250 amp FC gun

PROFAX NO.	DESCRIPTION
TFX62FC-12SP	***PROFAX*** flexible barrel 16" over all length
TFX62FC-18SP	***PROFAX*** flexible barrel 22" over all length
TFX62FC-24SP	***PROFAX*** flexible barrel 28" over all length

FOR SPECIAL APPLICATIONS THESE TFX-62FC'S ARE AVAILABLE ON REQUEST.

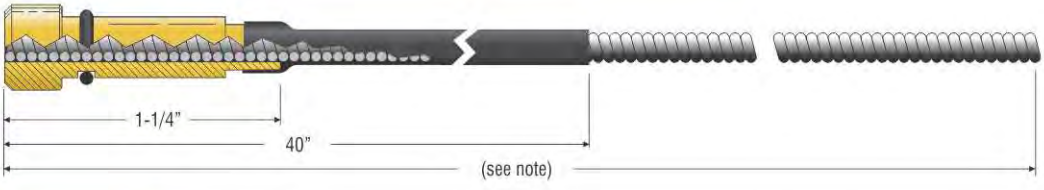

Note: 15' wire conduit assembly (16' - 3" o.a.l.)
25' wire conduit assembly (26' - 6" o.a.l.)

PROFAX NO.	DESCRIPTION	I.D.	O.D.
42-23-15	15' wire conduit assembly — used with .023 diameter wire	.044	.125
42-3035-15	15' wire conduit assembly — used with .030-.035 diameter wire	.052	.156
42-4045-15	15' wire conduit assembly — used with .040-.045 diameter wire	.060	.156
42-116-15	15' wire conduit assembly — used with .052-1/16" diameter wire	.078	.156
42-3035-25	25' wire conduit assembly — used with .030-.035 diameter wire	.052	.156
42-4045-25	25' wire conduit assembly — used with .040-.045 diameter wire	.060	.156
42-116-25	25' wire conduit assembly — used with .052-1/16" diameter wire	.078	.156



PROFAX NO.	DESCRIPTION	I.D.	O.D.
42N-3545-15	15' teflon conduit assembly — used with .035-.047 aluminum wire	.065	.138



STANDARD FEATURES:
- Ergonomic handle
- Spare switch leads
- Extra flexible cable
- Spring strain reliefs
- Jacketed gooseneck

PROFAX NO.	LENGTH	WIRE SIZE	PROFAX NO.	LENGTH	WIRE SIZE	PROFAX NO.	LENGTH	WIRE SIZE	PROFAX NO.	LENGTH	WIRE SIZE
HD250-3035-10	10'	.035	HD250-3035-12	12'	.035	HD250-3035-15	15'	.035	HD250-3035-20	20'	.035
HD250-4045-10	10'	.045	HD250-4045-12	12'	.045	HD250-4045-15	15'	.045	HD250-4045-20	20'	.045
HD250-052-10	10'	.052	HD250-052-12	12'	.052	HD250-052-15	15'	.052	HD250-052-20	20'	.052
									HD250-3035-25	25'	.035
									HD250-4045-25	25'	.045
									HD250-052-25	25'	.052

TO ORDER DIRECT CONNECT MIG GUNS

Standard - All wire feeders that accept the "***PROFAX***" rear adapter. e.g. HD250-3035-10

Lincoln® Direct - Add an **LN** for the standard Lincoln ¾" dia. rear adapter. e.g. HD**LN**250-3035-10
Add an **LP** for the Lincoln Powermig 255. e.g. HD**LP**250-3035-10

Miller® Direct Add an **M**. e.g. HD**M**250-3035-10

Euro-Quick Add an **X**. e.g. HD**X**250-3035-10

SEE PAGES 52-53 for more details on direct connects
SEE PAGES 88-89 for list of adapter kits

NEW

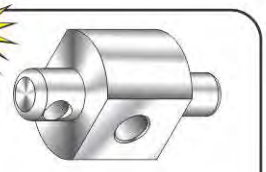

33 **57HD-LG** - Liner Gauge

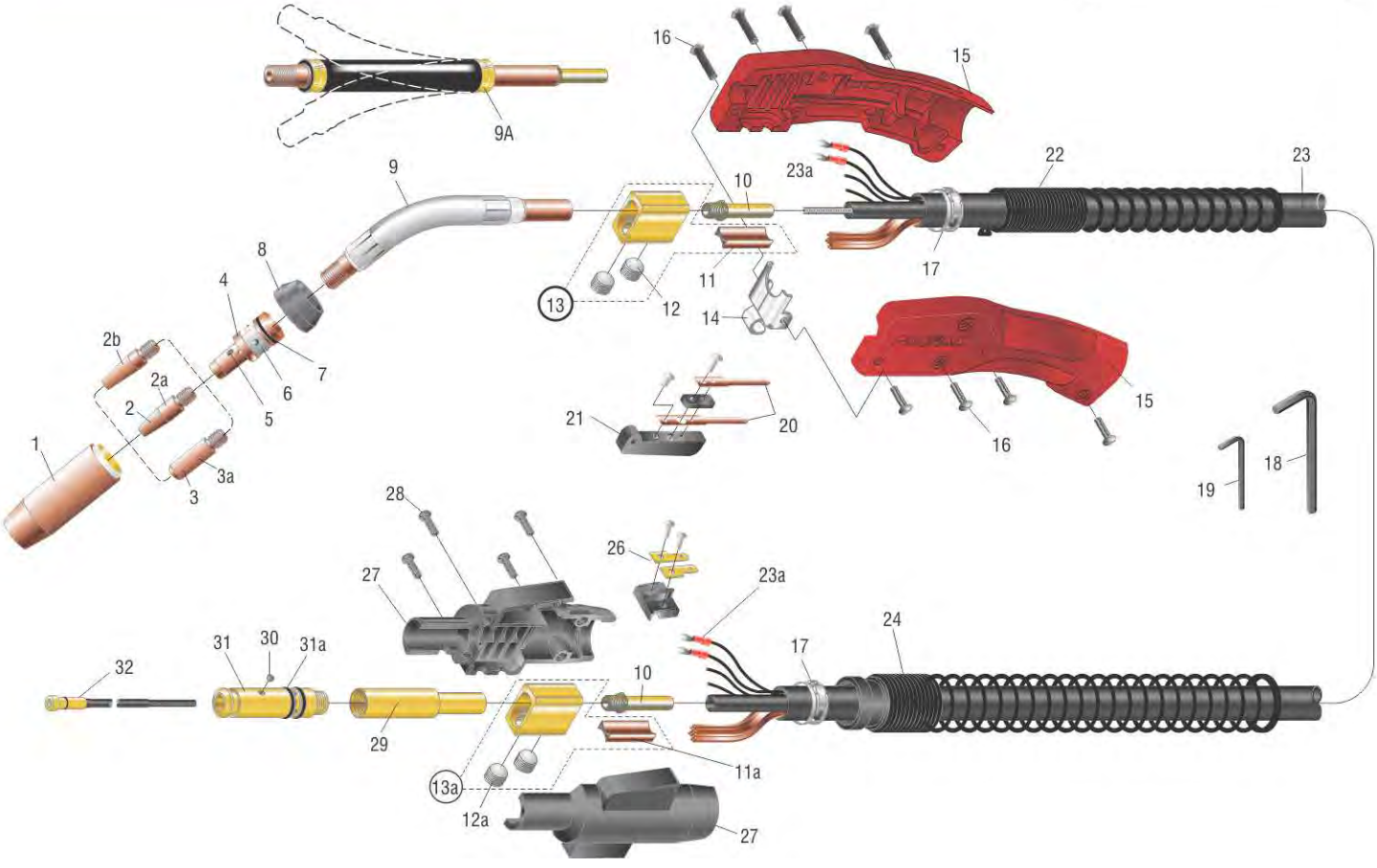

Platinum HD250 Amp MIG Gun Parts List

PROFAX

NO.	PROFAX NO.	DESCRIPTION		
1.	27S50	H.D. nozzle 1/2" (copper)		
	27S62	H.D. nozzle 5/8" (copper)(**standard**)		
	27S75	H.D. nozzle 3/4" (copper)		
	27S50GL	H.D. nozzle 1/2" (copper) **(use 17SLT series tip)**		
	27S62GL	H.D. nozzle 5/8" (copper)		
	27S75GL	H.D. nozzle 3/4" (copper)		
	27T38	Tapered nozzle 3/8" (brass) (**use 17SLT series tip**)		
	27TC38	Tapered nozzle 3/8" (copper) (**use 17SLT series tip**)		
	27T50	Nozzle 1/2" bottle (copper)		
	27K50	M.D. nozzle 1/2" (copper)		
	27K62	M.D. nozzle 5/8" (copper)		
2.	17ST-30	Contact tip .030	.040	
	17ST-35	Contact tip .035	.044	
	17ST-40	Contact tip .040	.049	
	17ST-45	Contact tip .045	.054	
	17ST-52	Contact tip .052	.064	
2a.	16ST-30	Contact tip .030	.040	
	16ST-35	Contact tip .035	.044	
	16ST-40	Contact tip .040	.049	
	16ST-45	Contact tip .045	.054	
	16ST-52	Contact tip .052	.064	
2b.	17SLT-35	Contact tip .035	.044	
	17SLT-40	Contact tip .040	.049	**Used with 27T38**
	17SLT-45	Contact tip .045	.054	
	17SLT-52	Contact tip .052	.064	
3.	16S-30	Contact tip .030	.040	
	16S-35	Contact tip .035	.044	
	16S-40	Contact tip .040	.049	
	16S-45	Contact tip .045	.054	
	16S-52	Contact tip .052	.064	
3a.	17S-30	Contact tip .030	.040	
	17S-35	Contact tip .035	.044	**Standard series contact tip**
	17S-40	Contact tip .040	.049	
	17S-45	Contact tip .045	.054	
	17AS-364	Contact tip 3/64" aluminum	.060	
	17S-52	Contact tip .052	.064	
4.	52HD	Gas diffuser		
5.	44C	Set screw for gas diffuser/conduit		
6.	240	Retaining ring		
7.	260	O-ring		
8.	17SW	H.D. shock washer		
9.	63-30HDJ	Jacketed gooseneck 30°		
	63-45HDJ	Jacketed gooseneck 45° (**standard**)		
	63-60HDJ	Jacketed gooseneck 60°		
	63-180HDJ	Jacketed gooseneck 180°		
9a.	TFX-3HD	H.D. Flexible barrel for extreme heat (optional)		
10.	62N	Nipple		

NO.	PROFAX NO.	DESCRIPTION
11.	112	Separator
11a.	114	Separator
12.	1-MBP-10	18 ball point screws
12a.	A-532-24	9/16" ball point screws
13.	102	Cable connector block assembly
13a.	104	Cable connector block assembly
14.	154HD	Hanger
15.	82HD	Heavy duty handle w/screws
16.	122FM-SET	Binders (4 ea.) and screws (4 ea.) for handle
17.	132-12	Clamp (2)
18.	AL-300-25	7/32" hex wrench
19.	44-25	5/64" hex wrench
20.	92C	Switch contacts w/screws
21.	92	Trigger switch assembly
22.	142-6S	Spring strain relief for handle
23.	250-10	10' replacement cable assembly
	250-12	12' replacement cable assembly
	250-15	15' replacement cable assembly
	250-20	20' replacement cable assembly
	250-25	25' replacement cable assembly
	250K	Cable, bulk (per foot)
	250CK	Cloth wrapped cable, bulk (per foot) for guns longer than 15'
23a.	244	Terminal
24.	R185-S	spring
26.	194	Connector tab assembly
27.	R185-H	Housing
28.	R185-SC	Screws for housing (4)
29.	R172-UA	Standard connector plug w/62N
	R172-UAG	Connector plug w/gas hole w/62N
30.	44C	Set screw for conduit 8-32
31.	R174-C	Connector, Century®
	R174-E	Connector, Esab®
	R174-H	Connector, Hobart®
	R174-L	Connector, Lincoln®
	R174-M	Connector, Miller®
	R174-T	Connector, standard
31a.	224	O-ring
32.	42-23-15	15' wire conduit assembly .023
	42-3035-15	15' wire conduit assembly .030-.035
	42-4045-15	15' wire conduit assembly .040-.045
	42-116-15	15' wire conduit assembly .052 - 1/16"
	42-3035-25	25' wire conduit assembly .030-.035
	42-4045-25	25' wire conduit assembly .040-.045
	42-116-25	25' wire conduit assembly .052 - 1/16"
	42N-3545-15	15' teflon conduit assembly (aluminum).035-.045
33.	57HD-LG	Gauge for setting liner

2 Roll & 4 Roll Wire Feeders

Designed to work with any CV power source.

PRO II & PRO IV

See Page 120

CO_2 Heated Regulator/FlowGauge

SPECIFICATIONS:
- 120V AC/190 watt
- 0 - 125 CFH flow-rate

High volume CO_2 Regulator FlowGauge with built in heater.
- Prevents regulator freeze-up
- Extends regulator/FlowGauge life
- Eliminates porosity in welds due to loss of gas coverage

Also Available in 240V 50/60hz.

PROFAX NO.	GAS SERVICE	CGA INLET
RFG-320-H	CO_2	320

PROFAX NO.	DESCRIPTION	TIP I.D.
17S-30	Contact tip .030	.040
17S-35	Contact tip .035	.044
17S-40	Contact tip .040	.049
17S-45	Contact tip .045	.054
17AS-364	Contact tip 3/64" aluminum	.060
17S-52	Contact tip .052	.064

Recessed

*Standard tip shipped with gun.

17ST-30	Contact tip .030	.040
17ST-35	Contact tip .035	.044
17ST-40	Contact tip .040	.049
17ST-45	Contact tip .045	.054
17ST-52	Contact tip .052	.064

Recessed



17SLT-35	Contact tip .035	.044
17SLT-40	Contact tip .040	.049
17SLT-45	Contact tip .045	.054
17SLT-52	Contact tip .052	.064

Recessed



(Use with 27T38 nozzle)

16S-30	Contact tip .030	.040
16S-35	Contact tip .035	.044
16S-40	Contact tip .040	.049
16S-45	Contact tip .045	.054
16S-52	Contact tip .052	.064

Flush



16ST-30	Contact tip .030	.040
16ST-35	Contact tip .035	.044
16ST-40	Contact tip .040	.049
16ST-45	Contact tip .045	.054
16ST-52	Contact tip .052	.064

Flush

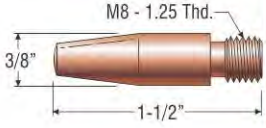

52HD Diffuser

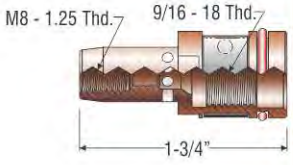

17SW Shock washer

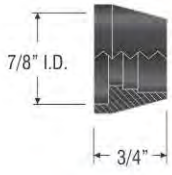

27T38 Tapered nozzle 3/8"

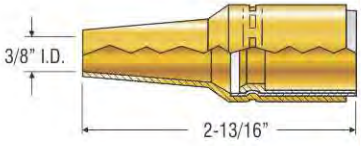

(Use with 17SLT series tips)

27TC38 Tapered nozzle 3/8"

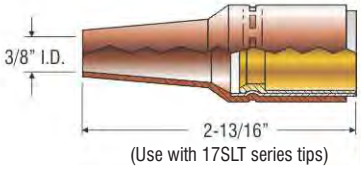

(Use with 17SLT series tips)

PROFAX NO.	DESCRIPTION
27T50	Nozzle 1/2"

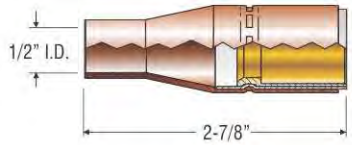

(Use with 17ST series tips)

27K50	M.D. Nozzle 1/2"

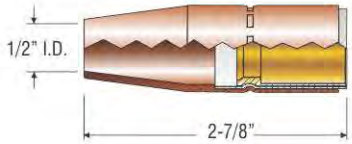

(Use with 17ST series tips)

27S50	H.D. Nozzle 1/2"

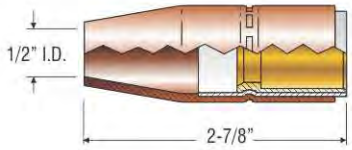

(Use with 17ST series tips)

27K62	M.D. Nozzle 5/8"

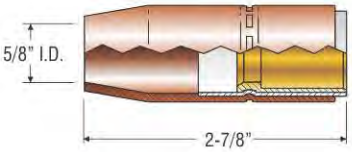

27S62	H.D. Nozzle 5/8"

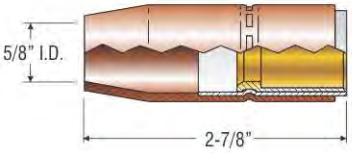

27S75	H.D. Nozzle 3/4"

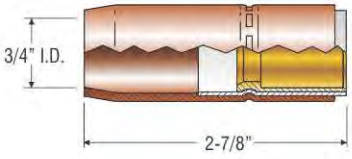

27S50GL	H.D. Nozzle 1/2"

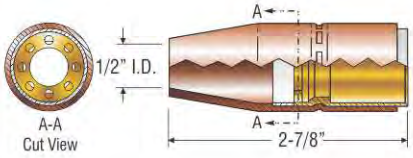

(Use with 17ST series tips)

27S62GL	H.D. Nozzle 5/8"

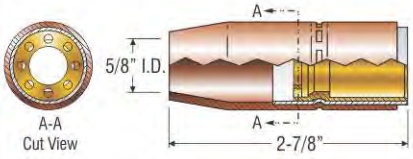

27S75GL	H.D. Nozzle 3/4"

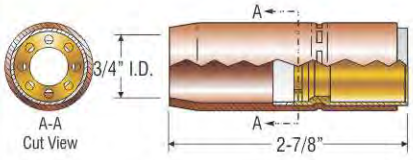

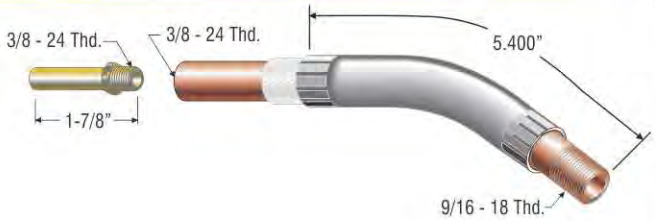

PROFAX NO.	DESCRIPTION
63-30HDJ	Jacketed conductor tube 30°
62N	Nipple - included

Also available in 12", 18", and 24"

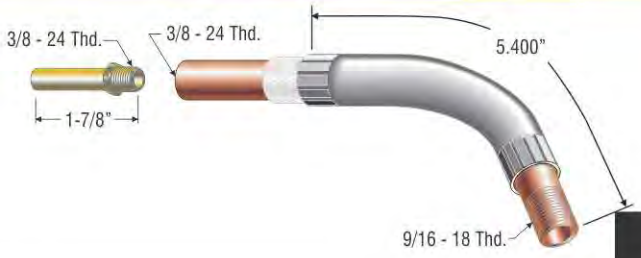

PROFAX NO.	DESCRIPTION
63-60HDJ	Jacketed conductor tube 60°
62N	Nipple - included

Also available in 12", 18", and 24"

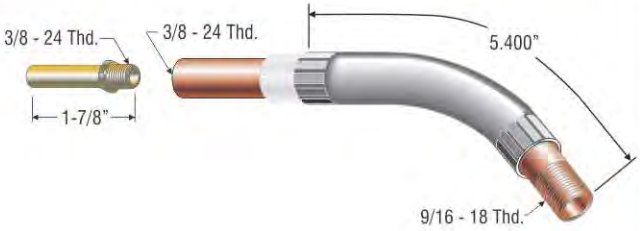

PROFAX NO.	DESCRIPTION
63-45HDJ	Jacketed conductor tube 45°
62N	Nipple - included

Also available in 12", 18", and 24"

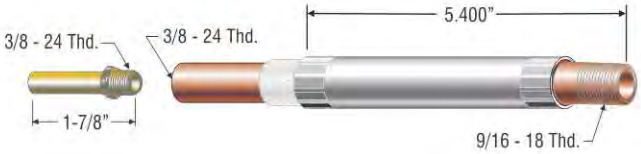

PROFAX NO.	DESCRIPTION
63-180HDJ	Jacketed conductor tube 180°
62N	Nipple - included

Also available in 12", 18", and 24"

NEW Design for Extreme Heat

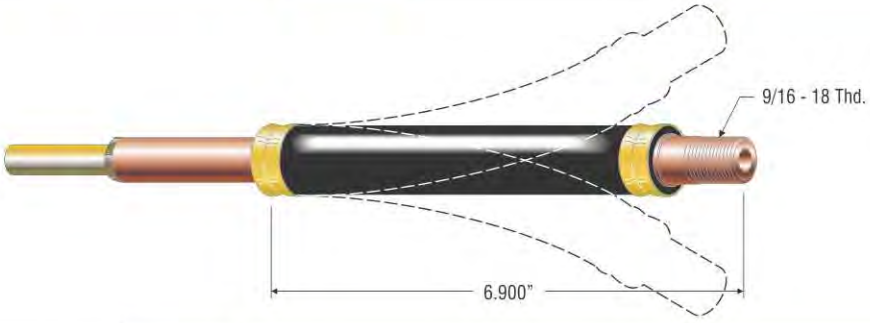

PROFAX NO.	DESCRIPTION
TFX-3HD	***PROFAX*** heavy duty flexible barrel for extreme heat

PROFAX NO.	DESCRIPTION
TFX3HD-12SP	***PROFAX*** flexible barrel 14¾" over all length
TFX3HD-18SP	***PROFAX*** flexible barrel 22¾" over all length
TFX3HD-24SP	***PROFAX*** flexible barrel 28¾" over all length

FOR SPECIAL APPLICATIONS THESE TFX3HD'S ARE AVAILABLE ON REQUEST.

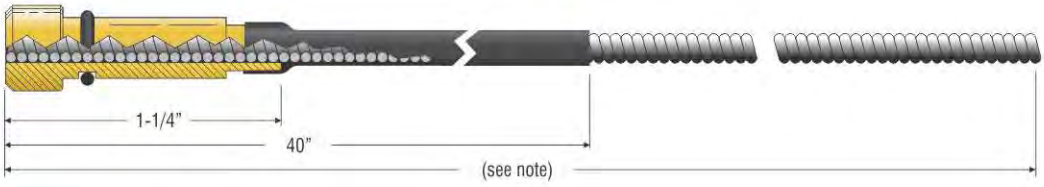

Note: 15' wire conduit assembly (16' - 0" o.a.l.)
25' wire conduit assembly (26' - 0" o.a.l.)

PROFAX NO.	DESCRIPTION	I.D.	O.D.
42-23-15	15' wire conduit assembly — used with .023 diameter wire	.044	.125
42-3035-15	15' wire conduit assembly — used with .030-.035 diameter wire	.052	.156
42-4045-15	15' wire conduit assembly — used with .040-.045 diameter wire	.060	.156
42-116-15	15' wire conduit assembly — used with .052-1/16" diameter wire	.078	.156
42-3035-25	25' wire conduit assembly — used with .030-.035 diameter wire	.052	.156
42-4045-25	25' wire conduit assembly — used with .040-.045 diameter wire	.060	.156
42-116-25	25' wire conduit assembly — used with .052-1/16" diameter wire	.078	.156

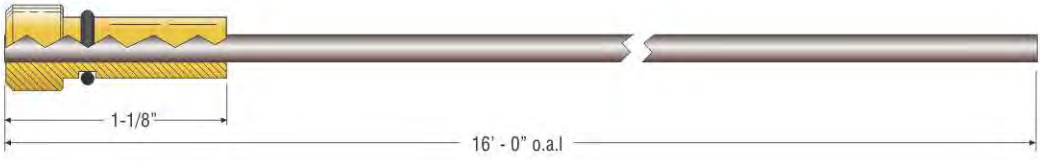

PROFAX NO.	DESCRIPTION	I.D.	O.D.
42N-3545-15	15' teflon conduit assembly — used with .035-.047 aluminum wire	.065	.138

Direct Connects All Platinum 250 Amp MIG Guns

The following direct connects are available by placing the letters shown below before the gun package number.
Example: add an "M" to 250-3035-10; eg **M250-3035-10 is now a Miller® direct connect gun.**

C-Century®: Powermate 225. Solar®125 (New –1982), Solar®165 (New-1982) Solar®2-175 (New-1982), Solar®2120 and Portable mig.

CK-Systematics®: MP-140, 175, 230 and 250.

***Note:** Uses "CK42" series liner

E-Esab®(L-Tec/Linde): All wire feeders with the MT200/400 Linde mig gun adapter installed.



H-Hobart®: Betamig 200, 250 and 251.

LN-Lincoln®: SP150, SP200, LN7, LN8, LN9, LN25, LN742, and Synergic 7. Also LN10, DH10, and STT10 with K1500-1 installed.

Note: For LN-25 Pro Order Gun with standard ***PROFAX*** back end and LAK 354 installed

LP-Lincoln®: Powermig 200, 210, 215XT, 216, 225, 255, 255C, 256, 300 and 350MP.

M-Miller®: Millermatic 180, 185, 190, 200, 210, 211, 212, 250, 250x, 251, 252, 300, 350, 350P, Pulser and Vintage. S21E, S22A, S32, Super 32, Extreme 8VS, 12VS,and all 50, 60, and 70 series feeders. 8VS, 12RC, 12VS, R115 and 22A, 24A

Hobart®: Betamig 2510 and Olympic VS.

X-Euro-Quick: Equipment

Airco®: AutoPak 130, Dipstick 160 (New), Dipstick 200 (New)Systems I, Universal, Mity 4 and Dip-Pak 250.
Century®(Solar®): Solar 165 (Old)(117-003), Solar 2-125 (Old) and All Star.
Lincoln®: SP250 & SP255. Note: Will not have remote wire speed & voltage control capability.
Esab®: Mig 2E, Mig 4HD, Mig 4AF, Migmaster 250,251, 252 and 300I, and Mobilmaster.
Powcon®: PD10, PD20 & PD30.
PROFAX: Pro IIx and Pro IVx.
SIP®: Topmig 170, 195, Autoplus 150 dual purpose, Autoplus 171 & 196, Autoplus 180 dual purpose, Autoplus Super 210 dual purpose, Autoplus Super 215, Ideal Super 180,210, 240, 300, 350 & 500.
Schumacher®: Model 90201.

Direct Connects are also available for the following
CA-Comparc®: M125, M170, M150S and M250S.
OQ-Oxomatic®: PS-30Q and AVC-30Q.
P-Panasonic®: Gunslinger 260.

*For adapter kits for other style feeders see page 88.

Direct Mount Conversion Kits

Used for converting an existing gun to a different wire feeder.

Standard: TAK-250

NO.	PROFAX NO.	DESCRIPTION
1.	R174-T	Connector - standard PROFAX
2.	AK-354	Control cord

Miller®: MAK-250

NO.	PROFAX NO.	DESCRIPTION
1.	R174M-N	Nipple for Miller® connection
2.	R174-M	Connector for Miller®
3.	MSAK-354	Control cord

Lincoln®: LAK-250

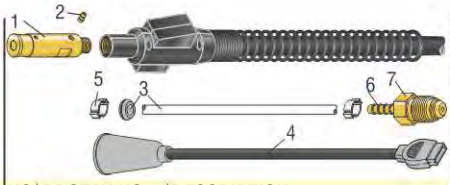

NO.	PROFAX NO.	DESCRIPTION
1.	R174-LC	Connector for Lincoln®
2.	35-170-5	Gas nipple
3.	MSAK-353	Gas hose w/grommet
4.	LAK-354	Control cord
5.	AK-353-2A	Gas hose clamp (2)
6.	1245	Gland
7.	1255	Nut

Conversion kits to convert the Compact 250 amp MIG gun to direct mount. Includes connector plug, electrical cord w/plug, and gas hose.

CAAK-250 **Comparc®**: M250S.

EAK-250 **Esab®**(L-Tec/Linde): All wire feeders with the MT200/400 Linde MIG gun adapter installed.

HAK-250 **Hobart®**: Betamig 200, 250 and 251.

LAK-250 **Lincoln®**: LN7, LN8, LN9, LN25, LN742, and Synergic 7. Also Lincoln® LN10, DH10, & STT10 with K1500-1 installed.

LPAK-250 **Lincoln®** POWERMIG 200, 210, 215XT, 216, 225, 255, 255C, 256 300 and 350MP.

MAK-250 **Miller®**: Millermatic 180, 185, 190, 200, 210, 211, 212, 250, 250x, 251, 300, 350, 350P, Pulser and Vintage. S21E, S22A, S32, Super 32, Extreme 12VS,and all 50, 60, and 70 series feeders. 8VS, 12VS, R115 and X-Treme® 8VS, 12RC and 12VS
Hobart®: Betamig 2510 and Olympic VS.

O1AK-250 **Oxomatic®**: AVC I, AVC 8 & PT8.

OQAK-250 **Oxomatic®**: PS-30Q & AVC-30Q.

PAK-250 **Panasonic®**: Gunslinger 260.

TAK-250 Hobart® series 2000, 2200, 2210, 2400, 2410, Heavy Duty, Model 17, Hefty, Mijit 17, Portafeed 17, Portawire 17, Portafeed 1000, Ultrafeed 1000, Powcon® PD-1, PD-IE & PDVS-1, Thermal Arc® TA-3, TAF-2, TAF-4 & Viking 250. Profax Pro II, Pro IV , Lincoln® Wirematic 250 & 255. LN 10, DH10, & STT10 w/K1500-2 installed.

Euro-Quick End for All Platinum 250 Amp MIG Guns

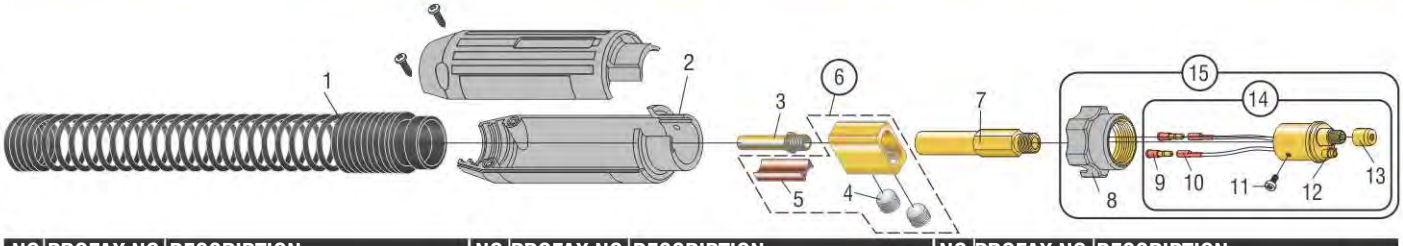

NO.	PROFAX NO.	DESCRIPTION	NO.	PROFAX NO.	DESCRIPTION	NO.	PROFAX NO.	DESCRIPTION
1.	R185-S	Spring	7.	140-UA	Euro connector	13.	174EX-1C	Conduit nut
2.	2545-3	Cable support	8.	2545-4	Machine Nut	14.	2545	Euro-Quick connector assembly
3.	62N	Nipple	9.	2545-6	Trigger connection male	15.	2545-C	Euro-Quick connector assembly w/machine nut
4.	A-532-24	9/16"-18 ball point screw	10.	35-350-1	Butt connector			
5.	114	Separator	11.	2-MS	Metric screw			
6.	104	Cable connector block assembly	12.	35-40-1	O-ring			

Universal flow tester

PROFAX NO.	DESCRIPTION
50020	Flow tester for Argon & CO_2 0-50 SCFH

Regulator/Flowmeter

SPECIFICATIONS:

- Brass body
- Preset @ 30 psi
- Flow meter range - 10-60 scfh
- Economical design

PROFAX NO.	GAS SERVICE	CGA INLET
RF1430-580	Argon & Argon/CO_2 Mixes	580
RF1430-320	CO_2	320

Platinum Compact 400 Amp MIG Gun



STANDARD FEATURES:
- Ergonomic handle
- Spare switch leads
- Extra flexible cable
- Spring strain reliefs
- Jacketed gooseneck

PROFAX NO.	LENGTH	WIRE SIZE	PROFAX NO.	LENGTH	WIRE SIZE	PROFAX NO.	LENGTH	WIRE SIZE	PROFAX NO.	LENGTH	WIRE SIZE	PROFAX NO.	LENGTH	WIRE SIZE
400-3545-10	10'	.035-.045	400-3545-12	12'	.035-.045	400-3545-15	15'	.035-.045	400-3545-20	20'	.035-.045	400-3545-25	25'	.035-.045
400-052-10	10'	.052	400-052-12	12'	.052	400-052-15	15'	.052	400-052-20	20'	.052	400-052-25	25'	.052
400-116-10	10'	1/16"	400-116-12	12'	1/16"	400-116-15	15'	1/16"	400-116-20	20'	1/16"	400-116-25	25'	1/16"
400-564-10	10'	5/64	400-564-12	12'	5/64"	400-564-15	15'	5/64"	400-564-20	20'	5/64"	400-564-25	25'	5/64"

TO ORDER DIRECT CONNECT MIG GUNS

Standard - All wire feeders that accept the "***PROFAX***" rear adapter. e.g. 400-3545-10
Lincoln® Direct - Add an **LN** for the standard Lincoln ¾" dia. rear adapter. e.g. **LN**400-3545-10
Add an **LP** for the Lincoln Powermig 255. e.g. **LP**400-3545-10
Miller® Direct Add an **M**. e.g. **M**400-3545-10
Euro-Quick Add an **X**. e.g. **X**400-3545-10

SEE PAGES 76-77 for more details on direct connects
SEE PAGES 88-89 for list of adapter kits

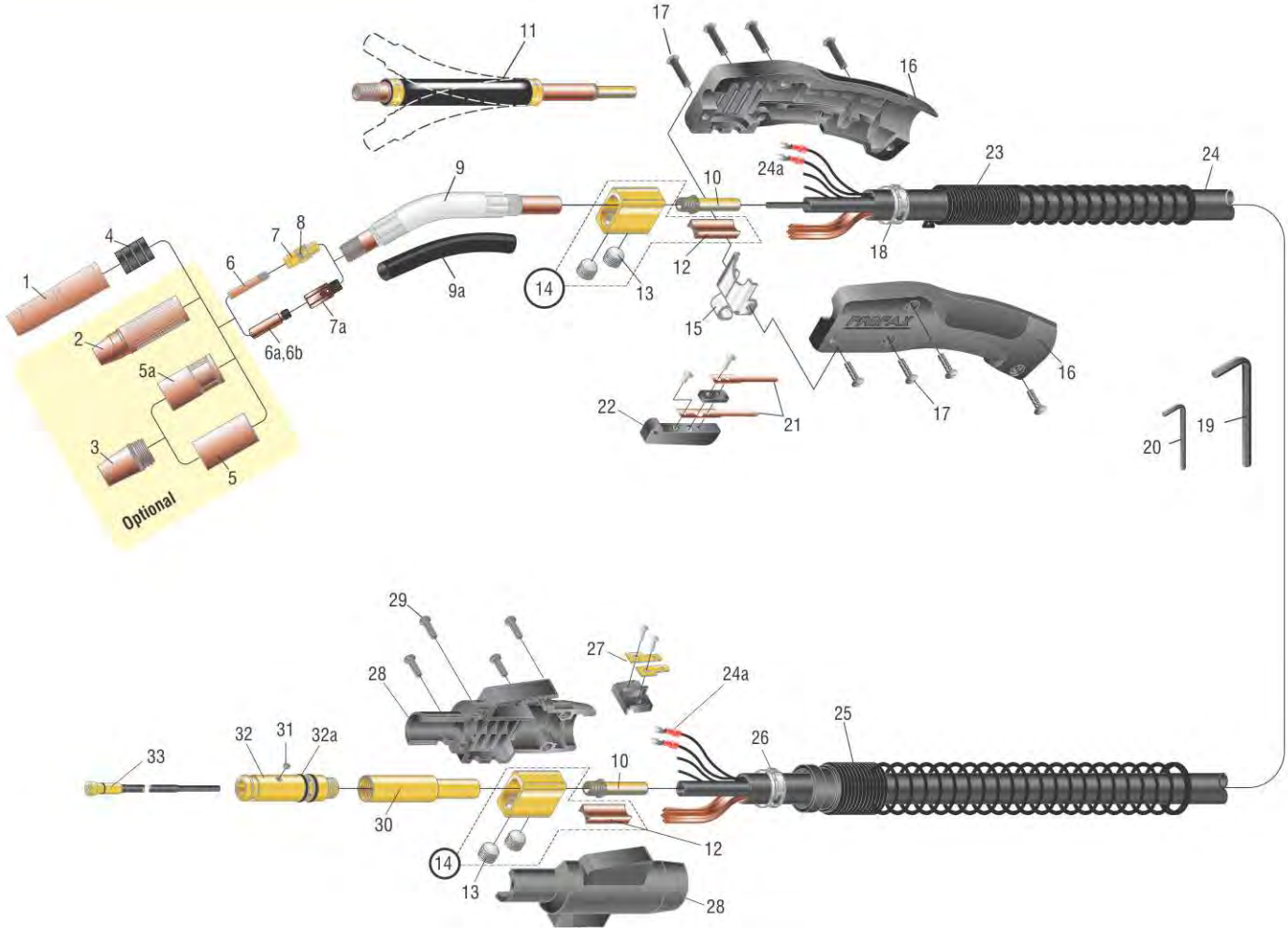

Platinum Compact 400 Amp MIG Gun Parts List

PROFAX

NO.	PROFAX NO.	DESCRIPTION
1.	24A50	Nozzle 1/2", adj. use w/34A
	24A62	Nozzle 5/8", adj. use w/34A (**standard**)
	24A75	Nozzle 3/4", adj. use w/34A
	24A50SS	Nozzle 1/2", short stop, adjustable use w/34A
	24A62SS	Nozzle 5/8", short stop, adjustable use w/34A
	24A75SS	Nozzle 3/4", short stop, adjustable use w/34A
	24AH50	Nozzle 1/2", HD, adj. use w/34A
	24AH62	Nozzle 5/8", HD, adj. use w/34A
	24AH75	Nozzle 3/4", HD, adj. use w/34A
	24AT37SS	Nozzle 3/8", short stop, tapered, use w/34A
2.	23-37	Nozzle 3/8", self insulated, (Recessed Tip)
	23-50	Nozzle 1/2", self insulated, (Recessed Tip)
	23-62	Nozzle 5/8", self insulated, (Recessed Tip)
	23-75	Nozzle 3/4", self insulated, (Recessed Tip)
	23-37F	Nozzle 3/8", self insulated, (Flush Tip)
	23-50F	Nozzle 1/2", self insulated, (Flush Tip)
	23-62F	Nozzle 5/8", self insulated, (Flush Tip)
	23-75F	Nozzle 3/4", self insulated, (Flush Tip)
	23H50	Nozzle 1/2", HD, self insulated
	23H62	Nozzle 5/8", HD, self insulated
	23T37	Nozzle 3/8", self insulated, tapered
3.	24CT50F	Nozzle 1/2", use w/34CT, (Flush Tip)
	24CT62F	Nozzle 5/8", use w/34CT, (Flush Tip)
	24CT75F	Nozzle 3/4", use w/34CT, (Flush Tip)
	24CT37S	Nozzle 3/8", use w/34CT, (Recessed Tip)
	24CT50S	Nozzle 1/2", use w/34CT, (Recessed Tip)
	24CT62S	Nozzle 5/8", use w/34CT, (Recessed Tip)
	24CT75S	Nozzle 3/4", use w/34CT, (Recessed Tip)
4.	34A	Insulator
5.	34CT	Insulator w/coarse thread nozzle
5a.	34CT-HT	Insulator, high temp
6.	14-23	Contact tip .023
	14-30	Contact tip .030
	14-35	Contact tip .035
	14-40	Contact tip .040
	14-45	Contact tip .045
	14-52	Contact tip .052
	14-116	Contact tip 1/16"
	14-564	Contact tip 5/64"
	14A364	Contact tip 3/64"(for aluminum)
	14A116	Contact tip 1/16"(for aluminum)
	14H30	Contact tip .030, HD
	14H35	Contact tip .035, HD
	14H40	Contact tip .040, HD
	14H45	Contact tip .045, HD
	14H52	Contact tip .052, HD
	14H116	Contact tip 1/16", HD
	14H564	Contact tip 5/64", HD
	14AH364	Contact tip 3/64", HD (for aluminum)
	14AH116	Contact tip 1/16", HD (for aluminum)
	14HT35	Contact tip .035
	14HT40	Contact tip .040
	14HT45	Contact tip .045
	14HT52	Contact tip .052
	14HT116	Contact tip 1/16"
	14HT564	Contact tip 5/64"
	14T23	Tapered contact tip .023
	14T30	Tapered contact tip .030
	14T35	Tapered contact tip .035
	14T40	Tapered contact tip .040
	14T45	Tapered contact tip .045
	14T52	Tapered contact tip .052
	14T116	Tapered contact tip 1/16"
6a.	16S series tips	Contact tip (optional)
6b.	16ST series tips	Tapered tip (optional)
7.	54A	Gas diffuser
7a.	54A16	Gas diffuser 16 series tips (optional)

Standard series contact tip

NO.	PROFAX NO.	DESCRIPTION
	54C	Gas diffuser, copper
8.	44C	Set screw for gas diffuser/conduit
9.	64A30J	Jacketed conductor tube 30°
	64A45J	Jacketed conductor tube 45° (**standard**)
	64A45-9J	Jacketed conductor tube 45° - 9 inch
	64A60J	Jacketed conductor tube 60°
	64A60-9J	Jacketed conductor tube 60° - 9 inch
	64A60-3RJ	Jacketed conductor tube 60°, 3"radius
	64A80J	Jacketed conductor tube 80°
	64A180J	Jacketed conductor tube 180°
	64A30	Conductor tube 30°
	64A45	Conductor tube 45°
	64A60	Conductor tube 60°
	64A60-3R	Conductor tube 60°, 3" radius
	64A80	Conductor tube 80°
	64A180	Conductor tube 180°
9a.	74A	Replacement neoprene insulator
10.	64N	Nipple
11.	TFX-4	Flexible barrel for extreme heat (optional)
12.	114	Separator
13.	A-532-24	9/16"-18 ball point screws
14.	104	Cable connector block assembly
15.	154HD	Hanger
16.	84C	Compact handle w/binder screws
17.	122FM-SET	Binders (4 ea.) and screws (4 ea.) for handle
18.	134-14	Clamp - handle
19.	AL-300-25	7/32" hex wrench
20.	44-25	5/64" hex wrench
21.	92C	Switch contacts w/screws
22.	92	Trigger switch assembly
23.	144-6S	Spring strain relief for handle
24.	400-10	10' replacement cable assembly
	400-12	12' replacement cable assembly
	400-15	15' replacement cable assembly
	400-20	20' replacement cable assembly
	400-25	25' replacement cable assembly
	400K	Cable, bulk (per foot)
	400CK	Cloth wrapped cable, bulk (per foot) for guns longer than 15'
24a	244	Terminal
25.	R185-S	Spring
26.	134-14	Clamp - connector block
27.	194	Connector tab assembly
28.	R185-H	Housing
29.	R185-SC	Screws for housing (4)
30.	R174-UA	Standard connector plug w/64N
	R174-UAG	Connector plug w/gas hole w/64N
31.	44C	Set screw for conduit 8-32
32.	R174-C	Connector, Century®
	R174-E	Connector, Esab®
	R174-H	Connector, Hobart®
	R174-L	Connector, Lincoln®
	R174-M	Connector, Miller®
	R174-T	Connector, standard
32a	224	O-ring
33.	44-3545-15	15' wire conduit assembly .035-.045
	44-116-15	15' wire conduit assembly .052-1/16"
	44-564-15	15' wire conduit assembly 5/64"
	44-3545-25	25' wire conduit assembly .035-.045
	44-116-25	25' wire conduit assembly .052-1/16"
	44-564-25	25' wire conduit assembly 5/64"
	44N-3545-15	15' nylon lined conduit assembly (aluminum).035-.047
	44N-116-15	15' nylon lined conduit assembly (aluminum) 1/16"
	44TF-116-15	15' teflon lined conduit assembly (aluminum) 1/16"

Platinum Compact 400 Amp MIG Gun

PROFAX

PROFAX NO.	DESCRIPTION	TIP I.D.
14-23	Contact tip .023	.031
14-30	Contact tip .030	.038
14-35	Contact tip .035	.044
14-40	Contact tip .040	.047
14-45	Contact tip .045	.054
14-52	Contact tip .052	.064
14-116	Contact tip 1/16”	.073
14-564	Contact tip 5/64”	.090
14A364	Contact tip 3/64”	.059
14A116	Contact tip 1/16”	.078

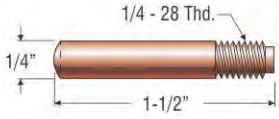

Standard Series Tips

14T23	Contact tip .023	.031
14T30	Contact tip .030	.038
14T35	Contact tip .035	.044
14T40	Contact tip .040	.047
14T45	Contact tip .045	.054
14T52	Contact tip .052	.064
14T116	Contact tip 1/16”	.073
14T564*	Contact tip 5/64”	.090

*Available on request.

Tapered Series Tips

14H30	Contact tip .030	.038
14H35	Contact tip .035	.044
14H40	Contact tip .040	.049
14H45	Contact tip .045	.054
14H52	Contact tip .052	.064
14H116	Contact tip 1/16”	.073
14H564	Contact tip 5/64”	.093
14AH364	Contact tip 3/64”	.059
14AH116	Contact tip 1/16”	.078

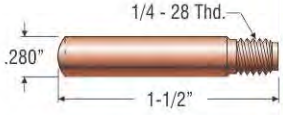

Heavy Duty Series Tips

14HT35	Contact tip .035	.044
14HT40	Contact tip .040	.049
14HT45	Contact tip .045	.054
14HT52	Contact tip .052	.064
14HT116	Contact tip 1/16”	.073
14HT564	Contact tip 5/64”	.093

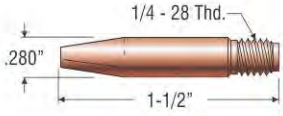

Heavy Duty Tapered Series Tips

PROFAX NO.	DESCRIPTION
23-37	Nozzle 3/8”

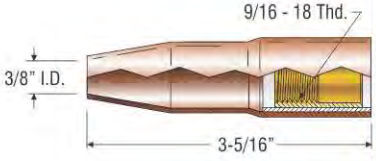

(Self insulated nozzle, recessed)
Requires Tapered contact tip

23-50	Nozzle 1/2”

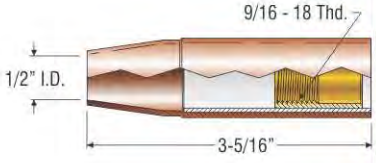

(Self insulated nozzle, recessed)

23-62	Nozzle 5/8”

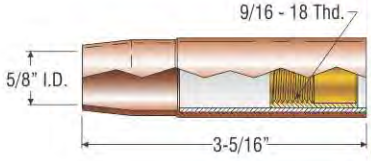

(Self insulated nozzle, recessed)

23-75	Nozzle 3/4”

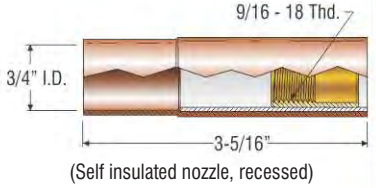

(Self insulated nozzle, recessed)

PROFAX NO.	DESCRIPTION
23-37F	Nozzle 3/8”

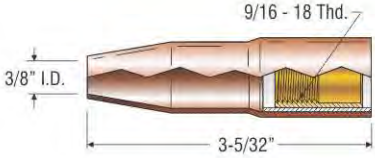

(Self insulated nozzle, flush)
Requires Tapered contact tip

23-50F	Nozzle 1/2”

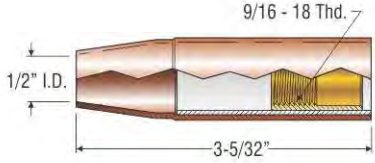

(Self insulated nozzle, flush)

23-62F	Nozzle 5/8”

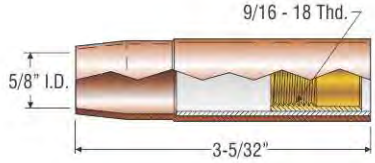

(Self insulated nozzle, flush)

23-75F	Nozzle 3/4”

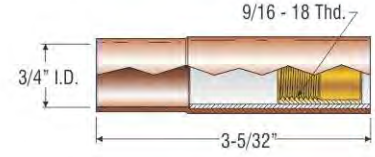

(Self insulated nozzle, flush)

23H50	Heavy duty nozzle 1/2”

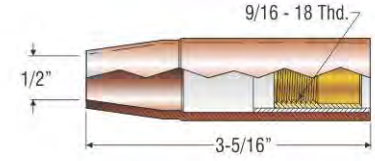

(Self insulated nozzle, recessed)

23H62	Heavy duty nozzle 5/8”

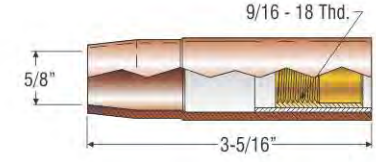

(Self insulated nozzle, recessed)

23H75	Heavy duty nozzle 3/4”

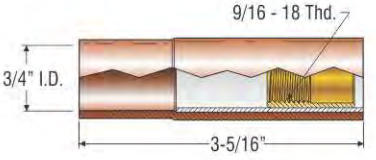

(Self insulated nozzle, recessed)

23T37	Tapered nozzle 3/8”

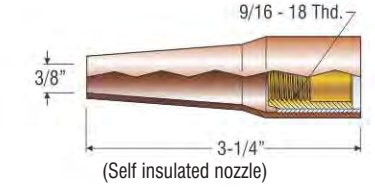

(Self insulated nozzle)
Requires Tapered contact tip

PROFAX NO.	DESCRIPTION
24A50	Nozzle 1/2" 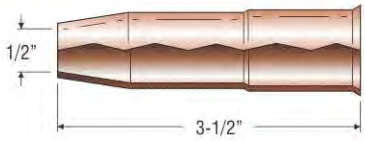 (Adjustable, used with 34A nozzle insulator)
24A62	Nozzle 5/8" 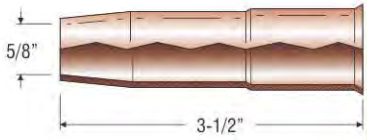 (Adjustable, used with 34A nozzle insulator)
24A75	Nozzle 3/4" 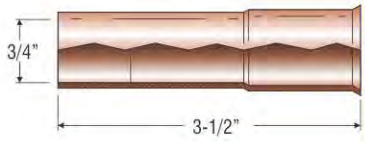 (Adjustable, used with 34A nozzle insulator)
24A50SS	Nozzle 1/2" 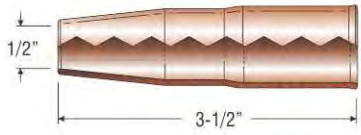 (Short stop,adjustable, used with 34A nozzle insulator)
24A62SS	Nozzle 5/8" 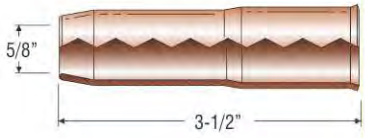 (Short stop, adjustable, used with 34A nozzle insulator)
24A75SS	Nozzle 3/4" 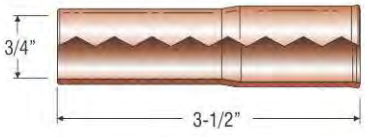 (Short stop, adjustable, used with 34A nozzle insulator)
24AH50	Heavy duty nozzle 1/2" 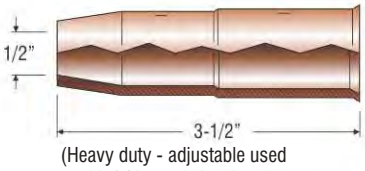 (Heavy duty - adjustable used with 34A nozzle insulator)
24AH62	Heavy duty nozzle 5/8" 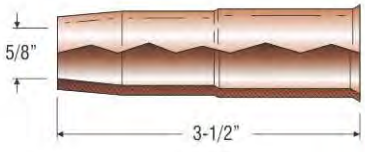 (Heavy duty - adjustable used with 34A nozzle insulator)

PROFAX NO.	DESCRIPTION
24AH75	Heavy duty nozzle 3/4" 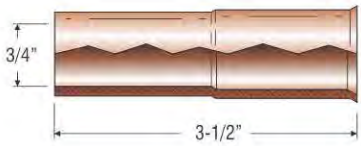 (Heavy duty - adjustable used with 34A nozzle insulator)
24AT37SS	Tapered nozzle 3/8" 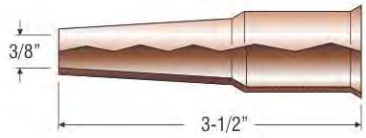 (Adjustable used with 34A nozzle insulator) Requires Tapered Series contact tip
24CT37S	Nozzle 3/8" 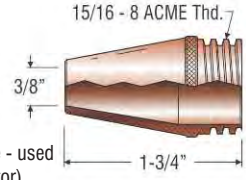 (Coarse thread - fixed nozzle - used with 34CT nozzle insulator) Requires Tapered Series contact tip
24CT50S	Nozzle 1/2" 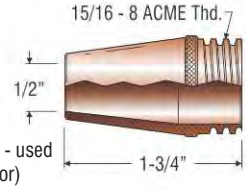 (Coarse thread - fixed nozzle - used with 34CT nozzle insulator)
24CT62S	Nozzle 5/8" 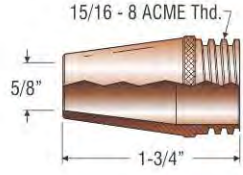 (Coarse thread - fixed nozzle - used with 34CT nozzle insulator)
24CT75S	Nozzle 3/4" 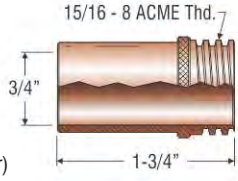 (Coarse thread - fixed nozzle - used with 34CT nozzle insulator)
24CT50F	Nozzle 1/2" 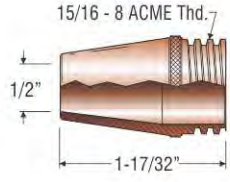 (Coarse thread - fixed nozzle flush- used with 34CT nozzle insulator)
24CT62F	Nozzle 5/8" 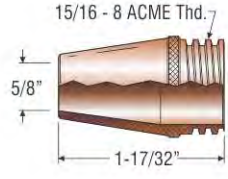 (Coarse thread - fixed nozzle flush - used with 34CT nozzle insulator)

Platinum Compact 400 Amp MIG Gun

PROFAX

PROFAX NO.	DESCRIPTION
24CT75F	Nozzle 3/4" (Coarse thread - fixed nozzle flush - used with 34CT nozzle insulator)
34A	Insulator
34CT	Insulator

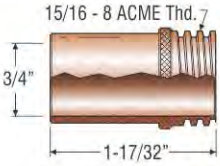

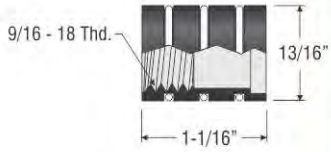

(Used with adjustable nozzles)

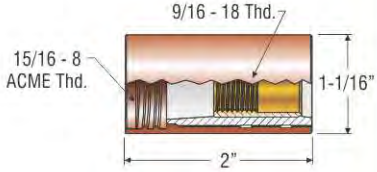

(Used with coarse thread nozzles)

PROFAX NO.	DESCRIPTION
34CT-HT	Insulator
54A	Gas diffuser
54C	Gas diffuser (Copper)
54A16	Gas diffuser (Use with 16S series tips)

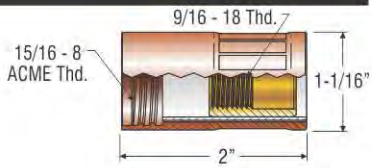

Special for hi temp applications.
(Used with coarse thread nozzles)

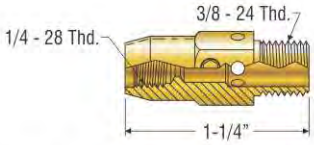

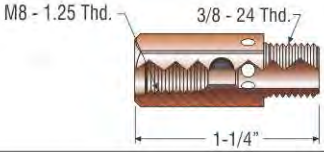

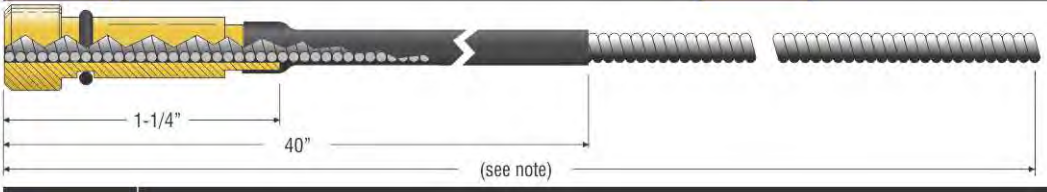

Note: 15' wire conduit assembly (16' - 0" o.a.l.)
25' wire conduit assembly (26' - 0" o.a.l.)

PROFAX NO.	DESCRIPTION	I.D.	O.D.
44-3545-15	15' wire conduit assembly — used with .035-.045 diameter wire	.067	.187
44-116-15	15' wire conduit assembly — used with .052-1/16" diameter wire	.078	.187
44-564-15	15' wire conduit assembly — used with 5/64" diameter wire	.102	.187
44N-3545-15	15' wire conduit assembly — used with .035-3/64" diameter aluminum wire	.064	.187
44N-116-15	15' wire conduit assembly — used with 1/16" diameter aluminum wire	.090	.187
44-3545-25	25' wire conduit assembly — used with .035-.045 diameter wire	.067	.187
44-116-25	25' wire conduit assembly — used with .052-1/16" diameter wire	.078	.187
44-564-25	25' wire conduit assembly — used with 5/64" diameter wire	.102	.187

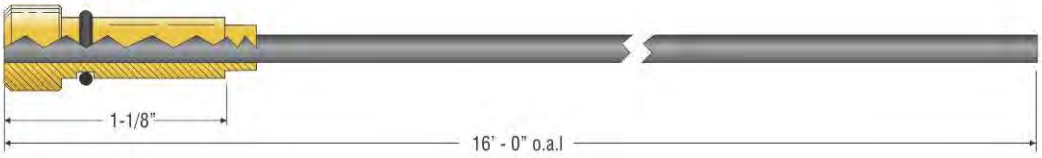

PROFAX NO.	DESCRIPTION	I.D.	O.D.
44TF-116-15	15' teflon conduit assembly — used with 1/16" aluminum wire	.095	.185

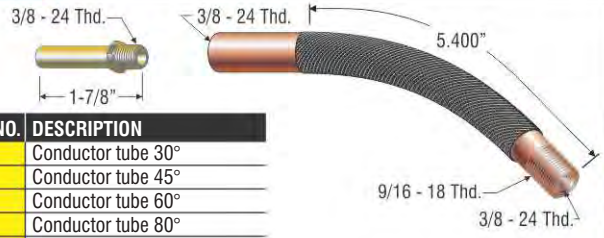

PROFAX NO.	DESCRIPTION
64A30	Conductor tube 30°
64A45	Conductor tube 45°
64A60	Conductor tube 60°
64A80	Conductor tube 80°
64A180	Conductor tube 180°
64A60-3R	Conductor tube 3" radius 60°
64N	Nipple - included

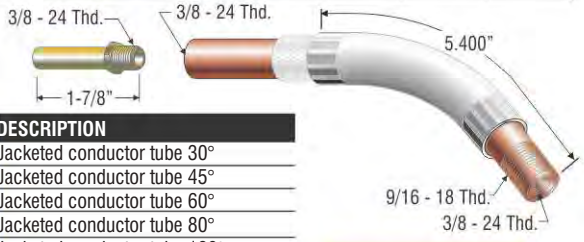

PROFAX NO.	DESCRIPTION
64A30J	Jacketed conductor tube 30°
64A45J	Jacketed conductor tube 45°
64A60J	Jacketed conductor tube 60°
64A80J	Jacketed conductor tube 80°
64A180J	Jacketed conductor tube 180°
64A60-3RJ	Jacketed conductor tube 3" radius 60°
64N	Nipple - included

Also available in 12", 18", and 24"

NEW Design for Extreme Heat

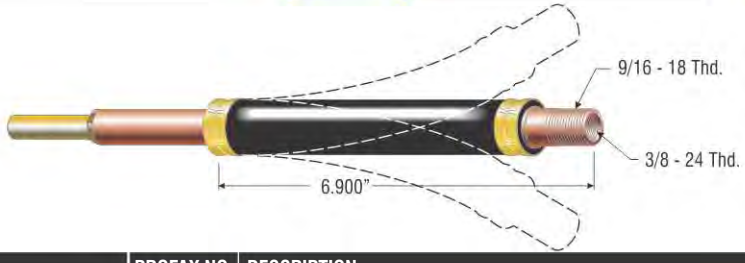

PROFAX NO.	DESCRIPTION
TFX-4	Flexible barrel for extreme heat

PROFAX NO.	DESCRIPTION
TFX4-8SP	***PROFAX*** flexible barrel 12¾" over all length
TFX4-12SP	***PROFAX*** flexible barrel 16¾" over all length
TFX4-18SP	***PROFAX*** flexible barrel 22¾" over all length
TFX4-24SP	***PROFAX*** flexible barrel 28¾" over all length

FOR SPECIAL APPLICATIONS THESE TFX4'S ARE AVAILABLE ON REQUEST.

EXTENSIONS

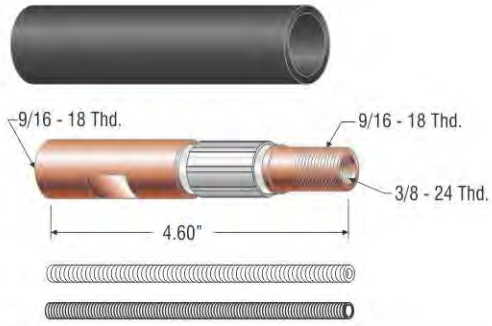

PROFAX NO.	DESCRIPTION
64A-4EX	4 inch extension with insulator and jump liners

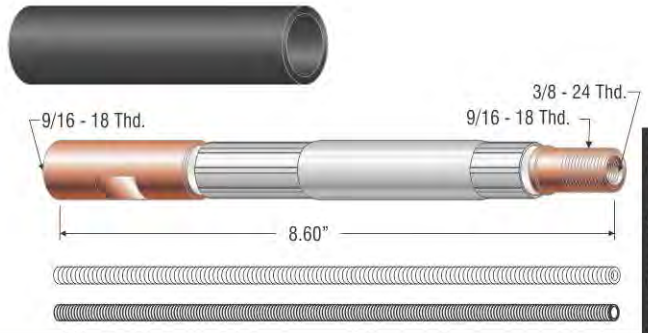

PROFAX NO.	DESCRIPTION
64A-8EX	8 inch extension with insulator and jump liners

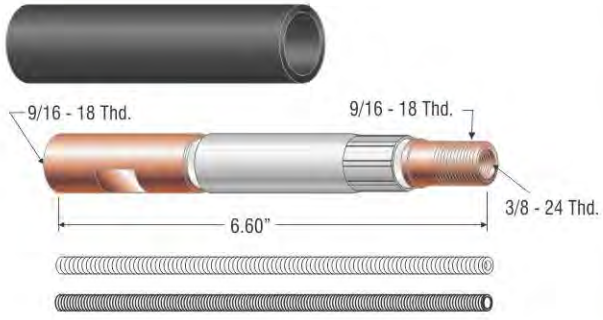

PROFAX NO.	DESCRIPTION
64A-6EX	6 inch extension with insulator and jump liners

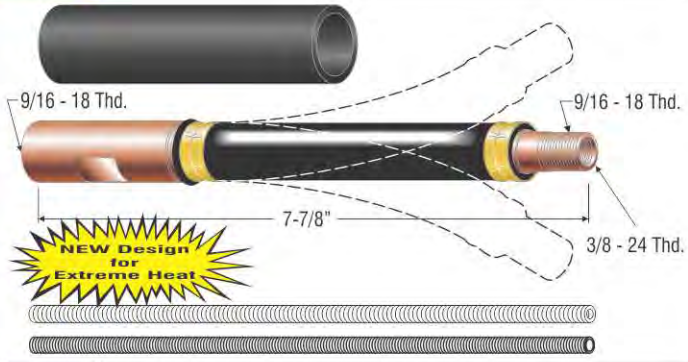

PROFAX NO.	DESCRIPTION
TFX-4EX	7 inch extension with insulator and jump liners for extreme heat

PROFAX NO.	DESCRIPTION
TFX4EX-12SP	***PROFAX*** flexible barrel 16¾" over all length
TFX4EX-18SP	***PROFAX*** flexible barrel 22¾" over all length
TFX4EX-24SP	***PROFAX*** flexible barrel 28¾" over all length

FOR SPECIAL APPLICATIONS THESE TFX-4EX'S ARE AVAILABLE ON REQUEST.

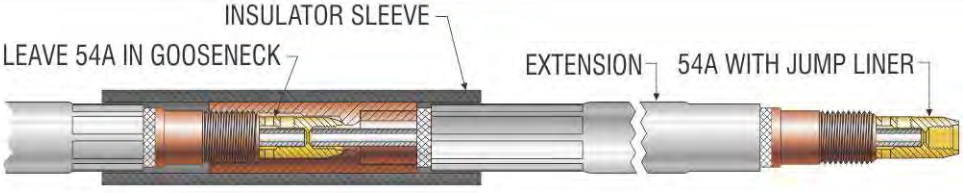

INSTALLATION OPTION #1

1. Install a gas diffuser and the proper size jump liner in the extension.
2. Remove ONLY the contact tip and nozzle from the welding gun's gooseneck.
3. Screw the gooseneck extension on and tighten with 5/8" wrench.
4. Slip insulator sleeve over extension.

INSTALLATION OPTION #2

1. Remove nozzle, contact tip, gas diffuser, and liner.
2. Screw the gooseneck extension on and tighten with 5/8" wrench.
3. Slip insulator sleeve over extension.
4. Install new liner in gun and cut to desired length.
   (Note: 64A8EX will require a 25' liner in a 15' gun)
5. Re-install diffuser, tip, and nozzle.

CO_2 Heaters

Thermostat set at
174° F - 205° F

120V AC 50/60hz100 Watt
The most ECONOMICAL Thermostatic controlled CO_2 Heater, designed to prevent CO_2 regulator Freeze-Up. Extends life of regulator/flowmeter and prevents porosity in welds from loss of shield gas in frozen regulator. Easily installed between CO_2 cylinder valve and flowmeter.
Also Available In 240V AC 50/60hz.

PROFAX NO.	GAS SERVICE	CGA INLET
CO2 HEATER	CO_2	320

Weld Fillet Gage



- 7 Piece Weld Fillet Gage
- Stainless Steel Construction
- Marked in Standard and Metric Units
- For:
  - Checking Fillet Throat Sizes
  - Checking Fillet Leg Size
  - Works on Both Convex and Concave Welds
  - Weld Sizes 1/8" (3.2mm) — 1" (25.4mm)
- Carrying Pouch Included

PROFAX NO.	DESCRIPTION
WFG	Weld Fillet Gage

Platinum SP400
400 Amp Slim Line MIG Gun

STANDARD FEATURES:

- Swivel Gooseneck
- Slim Line Handle
- Locking Trigger Optional
- Extra Flexible Cable
- ACME Thread Nozzle

PROFAX NO.	LENGTH	WIRE SIZE	PROFAX NO.	LENGTH	WIRE SIZE	PROFAX NO.	LENGTH	WIRE SIZE	PROFAX NO.	LENGTH	WIRE SIZE
SP400-3545-10	10'	.035-.045	SP400-3545-12	12'	.035-.045	SP400-3545-15	15'	.035-.045	SP400-3545-20	20'	.035-.045
SP400-052-10	10'	.052	SP400-052-12	12'	.052	SP400-052-15	15'	.052	SP400-052-20	20'	.052
SP400-116-10	10'	1/16"	SP400-116-12	12'	1/16"	SP400-116-15	15'	1/16"	SP400-116-20	20'	1/16"
									SP400-3545-25	25'	.035-.045
									SP400-052-25	25'	.052
									SP400-116-25	25'	1/16"

TO ORDER DIRECT CONNECT MIG GUNS

Standard -	All wire feeders that accept the "***PROFAX***" rear adapter. e.g. SP400-3545-10
Lincoln® Direct -	Add an **LN** for the standard Lincoln ¾" dia. rear adapter. e.g. SP**LN**400-3545-10
	Add an **LP** for the Lincoln Powermig 255. e.g. SP**LP**400-3545-10
Miller® Direct	Add an **M**. e.g. SP**M**400-3545-10
Euro-Quick	Add an **X**. e.g. SP**X**400-3545-10

SEE PAGES 76-77 for more details on direct connects
SEE PAGES 88-89 for list of adapter kits

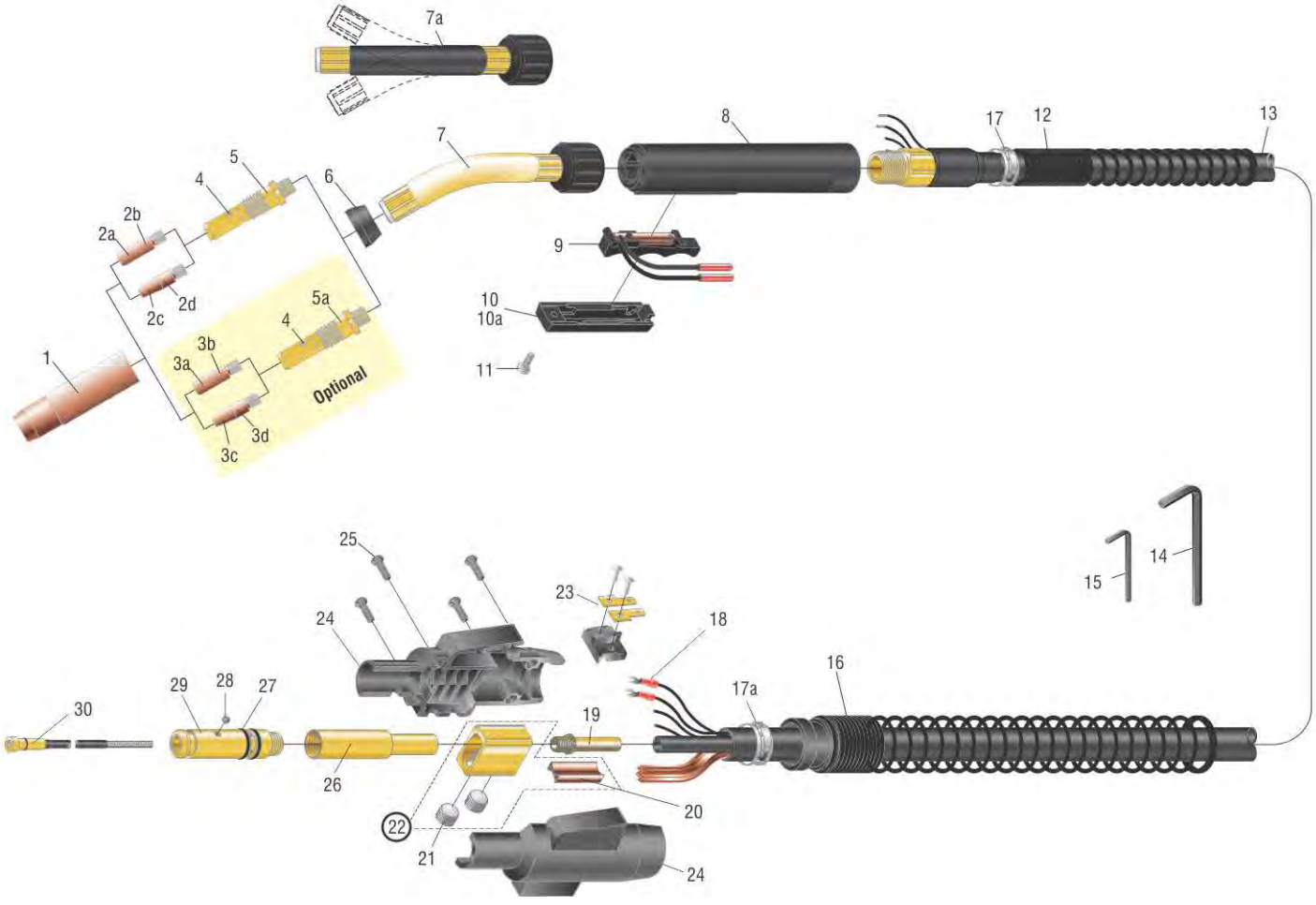

Platinum SP400
400 Amp Slim Line MIG Gun

NO.	PROFAX NO.	DESCRIPTION		
1.	23CT-37	Nozzle 3/8" (requires tapered tip)		
	23CT-50	Nozzle 1/2" (requires tapered tip)		
	23CT-62	Nozzle 5/8" (**standard**)		
	23CT-75	Nozzle 3/4"		
2a.	17S-30	Contact tip .030	.040	**Standard series tip recessed**
	17S-35	Contact tip .035	.044	
	17S-40	Contact tip .040	.049	
	17S-45	Contact tip .045	.054	
	17AS-364	Contact tip 3/64" aluminum	.060	
	17S-52	Contact tip .052	.064	
	17S-116	Contact tip 1/16"	.073	
	17AS-116	Contact tip 1/16" aluminum	.078	
2b.	16S-30	Contact tip .030	.040	Flush
	16S-35	Contact tip .035	.044	
	16S-40	Contact tip .040	.049	
	16S-45	Contact tip .045	.054	
	16S-52	Contact tip .052	.064	
	16S-116	Contact tip 1/16"	.073	
2c.	17ST-30	Contact tip .030	.040	Recessed Tapered
	17ST-35	Contact tip .035	.044	
	17ST-40	Contact tip .040	.049	
	17ST-45	Contact tip .045	.054	
	17ST-52	Contact tip .052	.064	
	17ST-116	Contact tip 1/16"	.073	
2d.	16ST-30	Contact tip .030	.040	Flush Tapered
	16ST-35	Contact tip .035	.044	
	16ST-40	Contact tip .040	.049	
	16ST-45	Contact tip .045	.054	
	16ST-52	Contact tip .052	.064	
	16ST-116	Contact tip 1/16"	.073	
3a.	14-23	Contact tip .023	.031	
	14-30	Contact tip .030	.038	
	14-35	Contact tip .035	.044	
	14-40	Contact tip .040	.047	
	14-45	Contact tip .045	.054	
	14-52	Contact tip .052	.064	
	14-116	Contact tip 1/16"	.073	
	14-564	Contact tip 5/64"	.090	
	14A364	Contact tip 3/64"	.059	
	14A116	Contact tip 1/16"	.078	
3b.	14H30	Contact tip .030	.038	
	14H35	Contact tip .035	.044	
	14H40	Contact tip .040	.049	
	14H45	Contact tip .045	.054	
	14H52	Contact tip .052	.064	
	14H116	Contact tip 1/16"	.073	
	14H564	Contact tip 5/64"	.093	
	14AH364	Contact tip 3/64"	.059	
	14AH116	Contact tip 1/16"	.078	
3c.	14T23	Contact tip .023	.031	
	14T30	Contact tip .030	.038	
	14T35	Contact tip .035	.044	
	14T40	Contact tip .040	.047	
	14T45	Contact tip .045	.054	
	14T52	Contact tip .052	.064	
	14T116	Contact tip 1/16"	.073	
	14T564*	Contact tip 5/64"	.090	

*Available on request.

NO.	PROFAX NO.	DESCRIPTION	
3d.	14HT35	Contact tip .035	.044
	14HT40	Contact tip .040	.049
	14HT45	Contact tip .045	.054
	14HT52	Contact tip .052	.064
	14HT116	Contact tip 1/16"	.073
	14HT564	Contact tip 5/64"	.093
4.	44C	Set screw	
5.	53CT	Gas diffuser (**standard**)	
5a.	50CT	Gas diffuser (optional for 14 series tips)	
6.	17SW	Shock washer	
7.	60-22	22° swivel gooseneck (special)	
	60-30	30° swivel gooseneck	
	60-45	45° swivel gooseneck	
	60-60	60° swivel gooseneck (**standard**)	
	60-180	180° swivel gooseneck	
7a.	TFX-42SP	Flexible gooseneck for extreme heat (optional)	
8.	80SP	Handle	
9.	90T	Trigger w/leads (used on both standard & locking trigger)	
10.	91	Trigger housing w/screw **(standard)**	
10a	91L	Locking trigger housing w/screw	
11.	199	Screw 8-32 x ½ inch	
12.	140-6SP	Support spring	
13.	SP410	10' replacement cable assembly	
	SP412	12' replacement cable assembly	
	SP415	15' replacement cable assembly	
	SP420	20' replacement cable assembly	
	SP425	25' replacement cable assembly	
14.	AL-300-25	7/32" hex wrench	
15.	44-25	5/64" hex wrench	
16.	R185-S	Spring	
17.	134-S	Clamp	
17a.	134-14	Clamp - connector block	
18.	244	Terminal	
19.	64N	Nipple	
20.	114	Separator	
21.	A-532-24	9/16"-18 ball point screws	
22.	104	Cable connector block assembly	
23.	194	Connector tab assembly	
24.	R185-H	Housing	
25.	R185-SC	Screws for housing (4)	
26.	R174-UA	Standard connector plug	
	R174-UAG	Connector plug w/gas hole	
27.	224	O-ring	
28.	44C	Set screw for conduit 8-32	
29.	R174-C	Connector, Century®	
	R174-E	Connector, Esab®	
	R174-H	Connector, Hobart®	
	R174-L	Connector, Lincoln®	
	R174-M	Connector, Miller®	
	R174-T	Connector, standard	
30.	44-3545-15	15' wire conduit assembly .035-.045	
	44-116-15	15' wire conduit assembly .052-1/16"	
	44-3545-25	25' wire conduit assembly .035-.045	
	44-116-25	25' wire conduit assembly .052-1/16"	
	44N-3545-15	15' nylon lined conduit assembly (aluminum).035-.047	
	44N-116-15	15' nylon lined conduit assembly (aluminum) 1/16"	
	44TF-116-15	15' teflon lined conduit assembly (aluminum) 1/16"	

Platinum SP400
400 Amp Slim Line MIG Gun

PROFAX

PROFAX NO.	DESCRIPTION	TIP I.D.
17S-30	Contact tip .030	.040
17S-35	Contact tip .035	.044
17S-40	Contact tip .040	.049
17S-45	Contact tip .045	.054
17AS-364	Contact tip 3/64"	.060 aluminum
17S-52	Contact tip .052	.064
17S-116	Contact tip 1/16"	.073
17AS-116	Contact tip 1/16"	.078 aluminum

Recessed

*Standard tip shipped with gun.

17ST-30	Contact tip .030	.040
17ST-35	Contact tip .035	.044
17ST-40	Contact tip .040	.049
17ST-45	Contact tip .045	.054
17ST-52	Contact tip .052	.064
17ST-116	Contact tip 1/16"	.073

Recessed



16S-30	Contact tip .030	.040
16S-35	Contact tip .035	.044
16S-40	Contact tip .040	.049
16S-45	Contact tip .045	.054
16S-52	Contact tip .052	.064
16S-116	Contact tip 1/16"	.073

Flush



16ST-30	Contact tip .030	.040
16ST-35	Contact tip .035	.044
16ST-40	Contact tip .040	.049
16ST-45	Contact tip .045	.054
16ST-52	Contact tip .052	.064
16ST-116	Contact tip 1/16"	.073

Flush

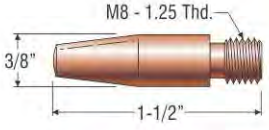

14-23	Contact tip .023	.031
14-30	Contact tip .030	.038
14-35	Contact tip .035	.044
14-40	Contact tip .040	.047
14-45	Contact tip .045	.054
14-52	Contact tip .052	.064
14-116	Contact tip 1/16"	.073
14-564	Contact tip 5/64"	.090
14A364	Contact tip 3/64"	.059 aluminum
14A116	Contact tip 1/16"	.078 aluminum

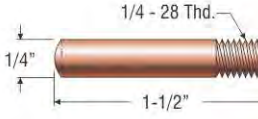

14T23	Contact tip .023	.031
14T30	Contact tip .030	.038
14T35	Contact tip .035	.044
14T40	Contact tip .040	.047
14T45	Contact tip .045	.054
14T52	Contact tip .052	.064
14T116	Contact tip 1/16"	.073
14T564*	Contact tip 5/64"	.090

*Available on request

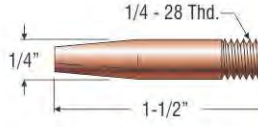

14H30	Contact tip .030	.038
14H35	Contact tip .035	.044
14H40	Contact tip .040	.049
14H45	Contact tip .045	.054
14H52	Contact tip .052	.064
14H116	Contact tip 1/16"	.073
14H564	Contact tip 5/64"	.093
14AH364	Contact tip 3/64"	.059 aluminum
14AH116	Contact tip 1/16"	.078 aluminum

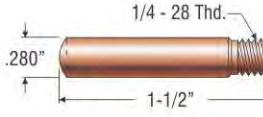

14HT35	Contact tip .035	.044
14HT40	Contact tip .040	.049
14HT45	Contact tip .045	.054
14HT52	Contact tip .052	.064
14HT116	Contact tip 1/16"	.073
14HT564	Contact tip 5/64"	.093

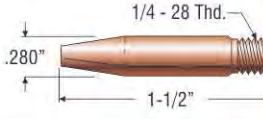

PROFAX NO.	DESCRIPTION
23CT-37	Nozzle 3/8"

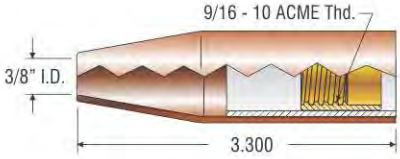

Requires 17ST series tip

23CT-50	Nozzle 1/2"

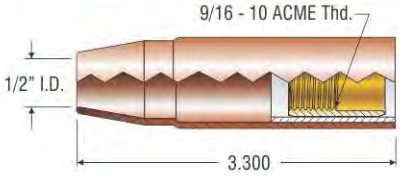

Requires 17ST series tip

23CT-62	Nozzle 5/8"

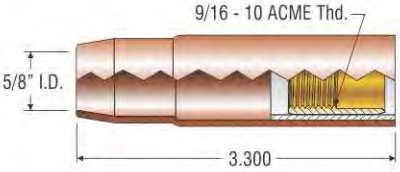

Standard

23CT-75	Nozzle 3/4"

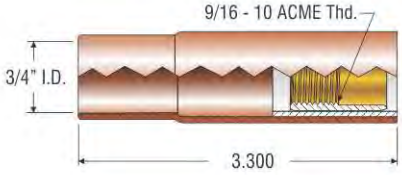

17SW	Shock washer

53CT	Gas diffuser (Standard)

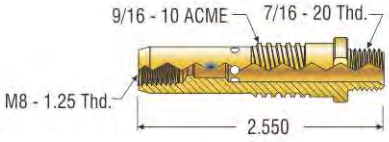

50CT	Gas diffuser (14 series tips)

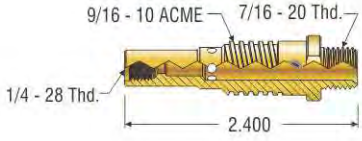

Platinum SP400
400 Amp Slim Line MIG Gun

PROFAX

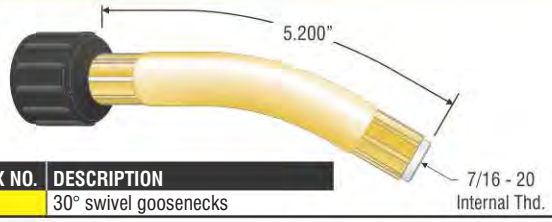

PROFAX NO.	DESCRIPTION
60-30	30° swivel goosenecks

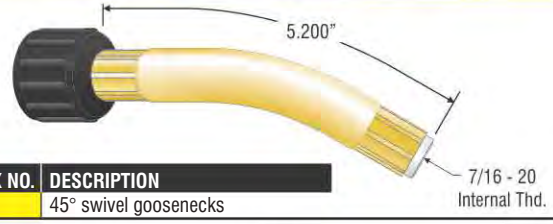

PROFAX NO.	DESCRIPTION
60-45	45° swivel goosenecks

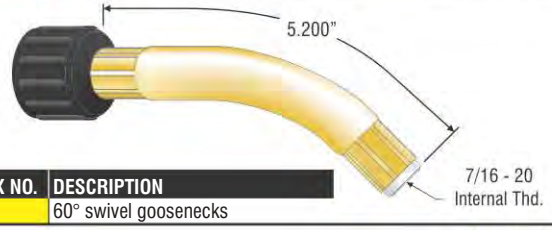

PROFAX NO.	DESCRIPTION
60-60	60° swivel goosenecks



PROFAX NO.	DESCRIPTION
60-180	180° swivel goosenecks

Platinum SP400 Slim Line MIG Gun

NEW Design for Extreme Heat

PROFAX NO.	DESCRIPTION
TFX-42SP	***PROFAX*** swivel flexible barrel for extreme heat

PROFAX NO.	DESCRIPTION
TFX-42SP-12SP	***PROFAX*** flexible barrel 16¾" over all length
TFX-42SP-18SP	***PROFAX*** flexible barrel 22¾" over all length
TFX-42SP-24SP	***PROFAX*** flexible barrel 28¾" over all length

FOR SPECIAL APPLICATIONS THESE TFX-42SP'S ARE AVAILABLE ON REQUEST.

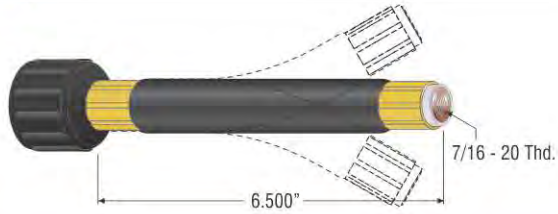

OPTIONAL

To use HD parts on your Slim Line Gun (27 series nozzle, 17 series tip, 57HD diffuser, and 17SW shock washer) - Order gooseneck listed below.

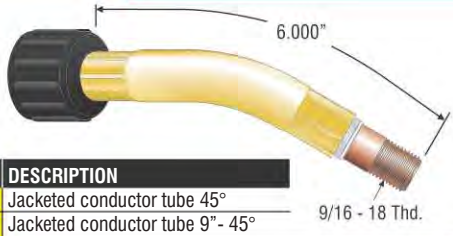

PROFAX NO.	DESCRIPTION
60-45HD	Jacketed conductor tube 45°
60-45-9HD	Jacketed conductor tube 9"- 45°

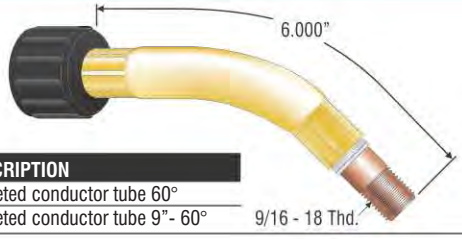

PROFAX NO.	DESCRIPTION
60-60HD	Jacketed conductor tube 60°
60-60-9HD	Jacketed conductor tube 9"- 60°

NEW Design for Extreme Heat

PROFAX NO.	DESCRIPTION
TFX-42HD	***PROFAX*** swivel flexible barrel for extreme heat

PROFAX NO.	DESCRIPTION
TFX42HD-12SP	***PROFAX*** flexible barrel 16¾" over all length
TFX42HD-18SP	***PROFAX*** flexible barrel 22¾" over all length
TFX42HD-24SP	***PROFAX*** flexible barrel 28¾" over all length

FOR SPECIAL APPLICATIONS THESE TFX-42HD'S ARE AVAILABLE ON REQUEST.

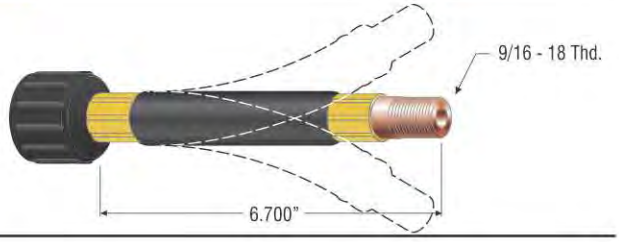

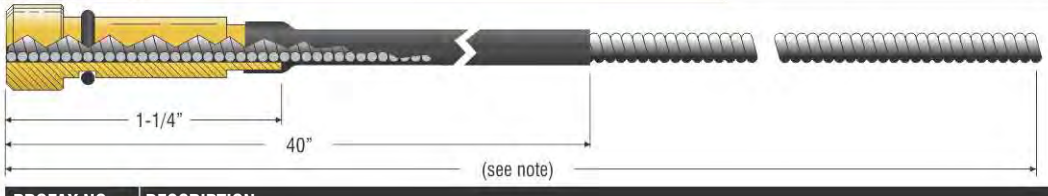

Note: 15' wire conduit assembly (16' - 0" o.a.l.)
25' wire conduit assembly (26' - 0" o.a.l.)

PROFAX NO.	DESCRIPTION	I.D.	O.D.
44-3545-15	15' wire conduit assembly — used with .035-.045 diameter wire	.067	.187
44-116-15	15' wire conduit assembly — used with .052-1/16" diameter wire	.078	.187
44-564-15	15' wire conduit assembly — used with 5/64" diameter wire	.102	.187
44N-3545-15	15' wire conduit assembly — used with .035-3/64" diameter aluminum wire	.064	.187
44N-116-15	15' wire conduit assembly — used with 1/16" diameter aluminum wire	.090	.187
44-3545-25	25' wire conduit assembly — used with .035-.045 diameter wire	.067	.187
44-116-25	25' wire conduit assembly — used with .052-1/16" diameter wire	.078	.187
44-564-25	25' wire conduit assembly — used with 5/64" diameter wire	.102	.187

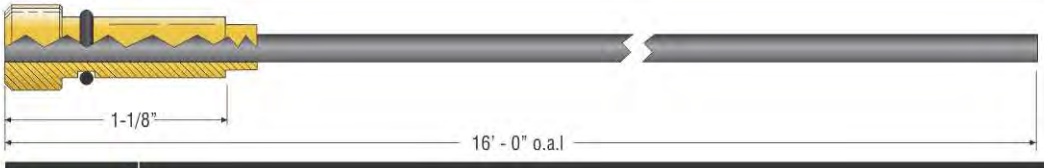

PROFAX NO.	DESCRIPTION	I.D.	O.D.
44TF-116-15	15' teflon conduit assembly — used with 1/16" aluminum wire	.095	.185

STANDARD FEATURES:

- Slim ergonomic handle
- Large integral cooling slots
- Gooseneck can rotate a full 360 degree
- Set screw for liner is located on side of handle for protection from spatter
- Heavy duty contact tips for longer life
- Heavy duty copper gas diffuser
- Heavy duty slip-on nozzle
- Available up to 1/16" wire size

PROFAX NO.	LENGTH	WIRE SIZE	PROFAX NO.	LENGTH	WIRE SIZE	PROFAX NO.	LENGTH	WIRE SIZE	PROFAX NO.	LENGTH	WIRE SIZE
FC400-3545-10	10'	.035-.045	FC400-3545-12	12'	.035-.045	FC400-3545-15	15'	.035-.045	FC400-3545-20	20'	.035-.045
FC400-052-10	10'	.052	FC400-052-12	12'	.052	FC400-052-15	15'	.052	FC400-052-20	20'	.052
FC400-116-10	10'	1/16"	FC400-116-12	12'	1/16"	FC400-116-15	15'	1/16"	FC400-116-20	20'	1/16"
									FC400-3545-25	25'	.035-.045
									FC400-052-25	25'	.052
									FC400-116-25	25'	1/16"

TO ORDER DIRECT CONNECT MIG GUNS

Standard - All wire feeders that accept the "***PROFAX***" rear adapter. e.g. FC400-3545-10

Lincoln® Direct - Add an **LN** for the standard Lincoln ¾" dia. rear adapter. e.g. FC**LN**400-3545-10
Add an **LP** for the Lincoln Powermig 255. e.g. FC**LP**400-3545-10

Miller® Direct Add an **M**. e.g. FC**M**400-3545-10

Euro-Quick Add an **X**. e.g. FC**X**400-3545-10

SEE PAGES 52-53 for more details on direct connects
SEE PAGES 88-89 for list of adapter kits

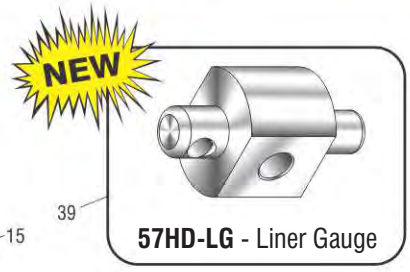

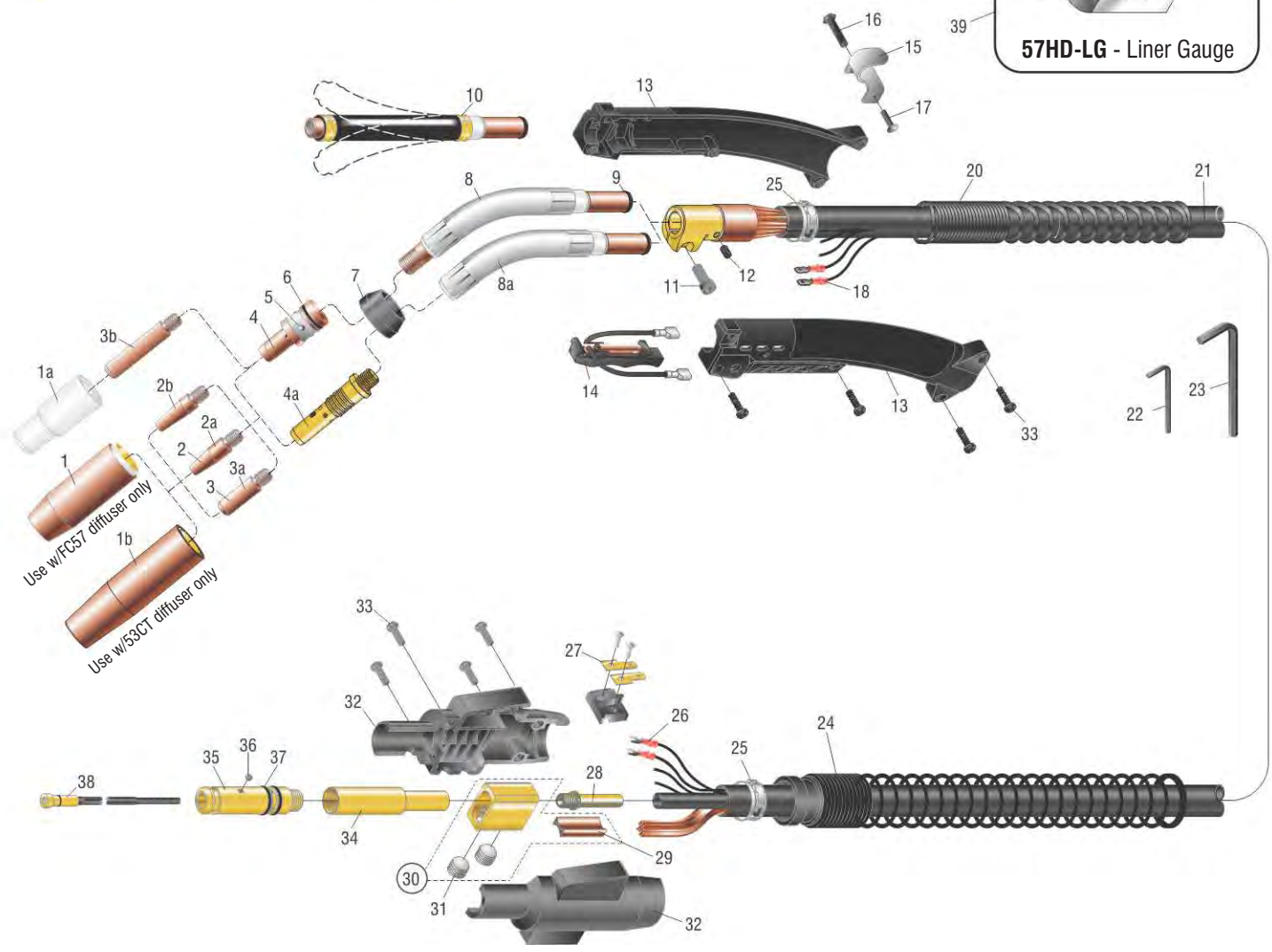

Platinum "Choice" FC400 Amp MIG Gun Parts List

PROFAX

NO.	PROFAX NO.	DESCRIPTION		
1.	27S50	H.D. nozzle 1/2" (copper)		
	27S62	H.D. nozzle 5/8" (copper)(**standard**)		
	27S75	H.D. nozzle 3/4" (copper)		
	27S50GL	H.D. nozzle 1/2" (copper) **(Use 17SLT series tip)**		
	27S62GL	H.D. nozzle 5/8" (copper)		
	27S75GL	H.D. nozzle 3/4" (copper)		
	27T38	Tapered nozzle 3/8" (brass) (**Use 17SLT series tip**)		
	27TC38	Tapered nozzle 3/8" (copper) (**Use 17SLT series tip**)		
	27T50	Nozzle 1/2" bottle (copper)		
	27T50HD	H.D. Nozzle 1/2" (copper)		
	27K50	M.D. nozzle 1/2" (copper)		
	27K62	M.D. nozzle 5/8" (copper)		
1a.	39	Insulator for use w/self-shielded flux core wire only		
1b.	23CT-37	Nozzle 3/8" (requires tapered tip)		
	23CT-50	Nozzle 1/2" (requires tapered tip)		
	23CT-62	Nozzle 5/8"		
	23CT-75	Nozzle 3/4"		
2.	17ST-30	Contact tip .030	.040	
	17ST-35	Contact tip .035	.044	
	17ST-40	Contact tip .040	.049	
	17ST-45	Contact tip .045	.054	
	17ST-52	Contact tip .052	.064	
	17ST-116	Contact tip 1/16"	.073	
2a.	16ST-30	Contact tip .030	.040	
	16ST-35	Contact tip .035	.044	
	16ST-40	Contact tip .040	.049	
	16ST-45	Contact tip .045	.054	
	16ST-52	Contact tip .052	.064	
	16ST-116	Contact tip 1/16"	.073	
2b.	17SLT-35	Contact tip .035	.044	
	17SLT-40	Contact tip .040	.049	
	17SLT-45	Contact tip .045	.054	**Used with 27T38**
	17SLT-52	Contact tip .052	.064	
	17SLT-116	Contact tip 1/16"	.073	
3.	17S-30	Contact tip .030	.040	
	17S-35	Contact tip .035	.044	
	17S-40	Contact tip .040	.049	
	17S-45	Contact tip .045	.054	**Standard series contact tip**
	17AS-364	Contact tip 3/64" aluminum	.060	
	17S-52	Contact tip .052	.064	
	17S-116	Contact tip 1/16"	.073	
	17AS-116	Contact tip 1/16" aluminum	.078	
3a.	16S-30	Contact tip .030	.040	
	16S-35	Contact tip .035	.044	
	16S-40	Contact tip .040	.049	
	16S-45	Contact tip .045	.054	
	16S-52	Contact tip .052	.064	
	16S-116	Contact tip 1/16"	.073	
3b.	18S52	Contact tip .052	.064	
	18S116	Contact tip 1/16"	.073	
4.	FC57	Gas diffuser		
4a.	53CT	Gas diffuser		
5.	240	Retaining ring		
6.	260	O-ring		
7.	17SW	H.D. shock washer		

NO.	PROFAX NO.	DESCRIPTION
8.	64FC30HD	Gooseneck 30°
	64FC45HD	Gooseneck 45° (**standard**)
	64FC60HD	Gooseneck 60°
	64FC180HD	Gooseneck 180°
8a.	60FC30	Gooseneck 30° (optional)
	60FC45	Gooseneck 45° (optional)
	60FC60	Gooseneck 60° (optional)
	60FC180	Gooseneck 180° (optional)
9.	S70011	O-ring
10.	TFX-64FC	Flexible barrel
11.	46C	Socket head cap screw
12.	45C	Set screw 8-32 x 1/4
13.	88	Handle w/screws
14.	97T	Trigger
15.	154FC	Hanger bracket
16.	122F	Post for 122FM-SET
17.	122M	Screw for 122FM-SET
18.	40MQ	Male quick connect
20.	87-S	Support spring
21.	FC-410	10' cable assembly
	FC-412	12' cable assembly
	FC-415	15' cable assembly
	FC-420	20' cable assembly
	FC-425	25' cable assembly
22.	44-25	5/64" hex wrench
23.	AL187	3/16" hex wrench
24.	R185-S	Spring
25.	134-14	Clamp (2)
26.	244	Terminal
27.	194	Connector tab assembly
28.	64N	Nipple
29.	114	Separator
30.	104	Cable connector block assembly
31.	A-532-24	9/16" ball point screws
32.	R185-H	Housing w/screws
33.	R185-SC	Screws for housing (4)
34.	R172-UA	Standard connector plug w/62N
	R172-UAG	Connector plug w/gas hole w/62N
35.	R174-E	Connector, Esab®(L-Tec®)
	R174-H	Connector, Hobart®
	R174-L	Connector, Lincoln®
	R174-M	Connector, Miller®
	R174-T	Connector, **(standard)**
36.	44C	Set screw 8-32 x 1/4"
37.	224	O-ring
38.	44-3545-15	15' wire conduit assembly .035-.045
	44-116-15	15' wire conduit assembly 1/16"
	44-3545-25	25' wire conduit assembly .035-.045
	44-116-25	25' wire conduit assembly .052 - 1/16"
	44N-3545-15	15' nylon lined conduit assembly (aluminum) .035 - .047
	44N-116-15	15' nylon lined conduit assembly (aluminum) 1/16"
	44TF-116-15	15' teflon lined conduit assembly (aluminum) 1/16"
39.	57HD-LG	Gauge for setting liner

*Prevents seizing when used on contact tip, nozzle & gas diffuser threads.

PROFAX NO.	DESCRIPTION
JL-4	Copper coat anti-seize lubricant - 4 oz.
JL-8	Copper coat anti-seize lubricant - 8 oz.
JL-16	Copper coat anti-seize lubricant - 16 oz.

CO_2 Heated Regulator/FlowGauge

SPECIFICATIONS:
- 120V AC/190 watt
- 0 - 125 CFH flow-rate

High volume CO_2 Regulator FlowGauge with built in heater.
- Prevents regulator freze-up
- Extends regulator/FlowGauge life
- Eliminates Porosity in welds due to loss of gas coverage

Also Available in 240V 50/60hz.

PROFAX NO.	GAS SERVICE	CGA INLET
RFG-320-H	CO_2	320

Platinum "Choice" FC400 Amp MIG Gun

PROFAX NO.	DESCRIPTION	TIP I.D.	
17S-30	Contact tip .030	.040	Recessed
17S-35	Contact tip .035	.044	
17S-40	Contact tip .040	.049	
17S-45	Contact tip .045	.054	
17AS-364	Contact tip 3/64" aluminum	.060	
17S-52	Contact tip .052	.064	
17S-116	Contact tip 1/16"	.073	
17AS-116	Contact tip 1/16" aluminum	.078	
17ST-30	Contact tip .030	.040	Recessed
17ST-35	Contact tip .035	.044	
17ST-40	Contact tip .040	.049	
17ST-45	Contact tip .045	.054	
17ST-52	Contact tip .052	.064	
17ST-116	Contact tip 1/16"	.073	
17SLT-35	Contact tip .035	.044	Recessed
17SLT-40	Contact tip .040	.049	
17SLT-45	Contact tip .045	.054	
17SLT-52	Contact tip .052	.064	
17SLT-116	Contact tip 1/16"	.073	
16S-30	Contact tip .030	.040	Flush
16S-35	Contact tip .035	.044	
16S-40	Contact tip .040	.049	
16S-45	Contact tip .045	.054	
16S-52	Contact tip .052	.064	
16S-116	Contact tip 1/16"	.073	
16ST-30	Contact tip .030	.040	Flush
16ST-35	Contact tip .035	.044	
16ST-40	Contact tip .040	.049	
16ST-45	Contact tip .045	.054	
16ST-52	Contact tip .052	.064	
16ST-116	Contact tip 1/16"	.073	
18S52	Contact tip .052	.064	Gasless Tip
18S116	Contact tip 1/16"	.073	
FC57	Diffuser		
39	Insulator/Thread Protector		Gasless
17SW	H.D. shock washer		
27T38	Tapered nozzle 3/8"		

*Standard tip shipped with gun.





(Use with 27T38 nozzle)



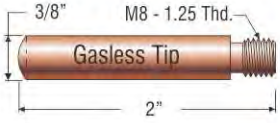

(Use with #39 insulator)

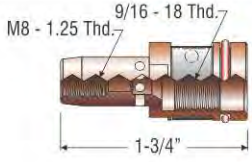

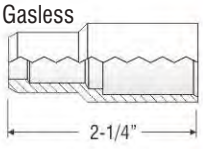

(Use with 18 series tips)

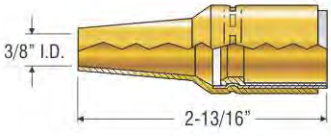

(Use with 17SLT series tips)

PROFAX NO.	DESCRIPTION	
27TC38	Tapered nozzle 3/8"	
27T50	Nozzle 1/2"	
27T50HD	H.D. Nozzle 1/2"	
27K50	M.D. Nozzle 1/2"	
27S50	H.D. Nozzle 1/2"	
27K62	M.D. Nozzle 5/8"	
27S62	H.D. Nozzle 5/8"	
27S75	H.D. Nozzle 3/4"	
27S50GL	H.D. Nozzle 1/2"	
27S62GL	H.D. Nozzle 5/8"	
27S75GL	H.D. Nozzle 3/4"	

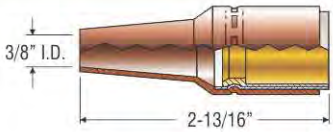

(Use with 17SLT series tips)

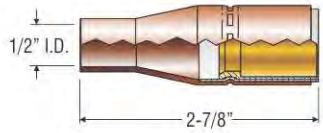

(Use with 17ST series tips)

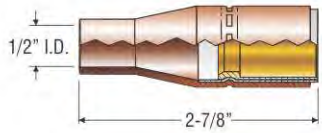

(Use with 17ST series tips)

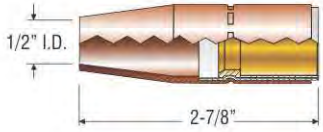

(Use with 17ST series tips)

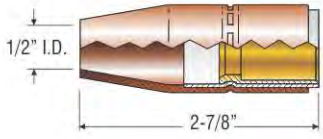

(Use with 17ST series tips)

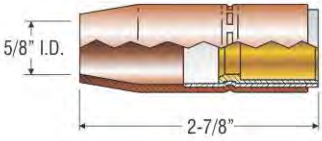

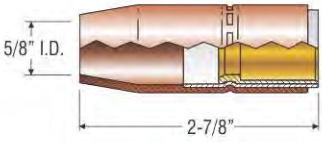

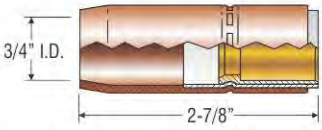

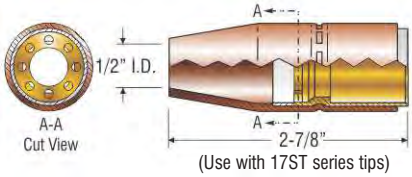

(Use with 17ST series tips)

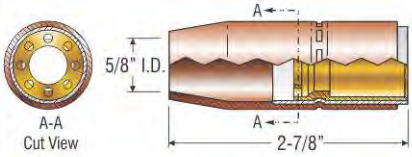

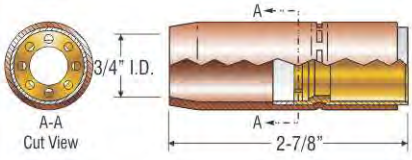

PROFAX NO.	DESCRIPTION	LENGTH
64FC30HD	Gooseneck 30°	5.6"
64FC30HDL	Gooseneck 30°	7.8"

Also available in 12", 18", and 24"

PROFAX NO.	DESCRIPTION	LENGTH
64FC60HD	Gooseneck 60°	5.6"
64FC60HDL	Gooseneck 60°	7.8"

Also available in 12", 18", and 24"

PROFAX NO.	DESCRIPTION	LENGTH
64FC45HD	Gooseneck 45° **(standard)**	5.6"
64FC45HDL	Gooseneck 45°	7.8"

Also available in 12", 18", and 24"



PROFAX NO.	DESCRIPTION	LENGTH
64FC180HD	Gooseneck 180°	5.6"
64FC180HDL	Gooseneck 180°	7.8"

Also available in 12", 18", and 24"

NEW Design for Extreme Heat

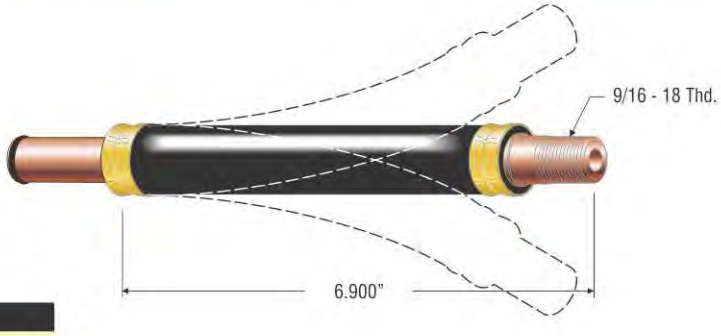

PROFAX NO.	DESCRIPTION
TFX-64FC	***PROFAX*** flexible barrel 400 amp fc gun

PROFAX NO.	DESCRIPTION
TFX64FC-12SP	***PROFAX*** flexible barrel 16¾" over all length
TFX64FC-18SP	***PROFAX*** flexible barrel 22¾" over all length
TFX64FC-24SP	***PROFAX*** flexible barrel 28¾" over all length

FOR SPECIAL APPLICATIONS THESE TFX-64FC'S ARE AVAILABLE ON REQUEST.

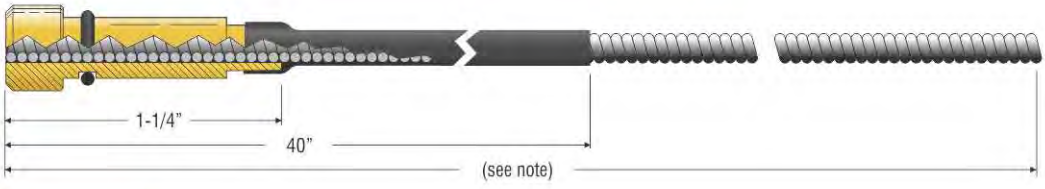

Note: 15' wire conduit assembly (16' - 3" o.a.l.)
25' wire conduit assembly (26' - 6" o.a.l.)

PROFAX NO.	DESCRIPTION	I.D.	O.D.
44-3545-15	15' wire conduit assembly — used with .035-.045 diameter wire	.067	.187
44-116-15	15' wire conduit assembly — used with .052-1/16" diameter wire	.078	.187
44N-3545-15	15' wire conduit assembly — used with .035-3/64" diameter aluminum wire	.064	.187
44N-116-15	15' wire conduit assembly — used with 1/16" diameter aluminum wire	.090	.187
44-3545-25	25' wire conduit assembly — used with .035-.045 diameter wire	.067	.187
44-116-25	25' wire conduit assembly — used with .052-1/16" diameter wire	.078	.187

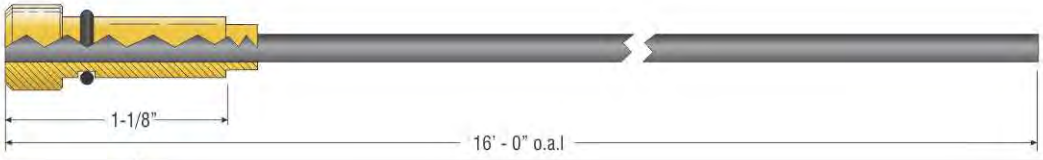

PROFAX NO.	DESCRIPTION	I.D.	O.D.
44TF-116-15	15' teflon conduit assembly — used with 1/16" aluminum wire	.095	.185



STANDARD FEATURES:

- Ergonomic handle
- Spare switch leads
- Extra flexible cable
- Spring strain reliefs
- Jacketed gooseneck

PROFAX NO.	LENGTH	WIRE SIZE	PROFAX NO.	LENGTH	WIRE SIZE	PROFAX NO.	LENGTH	WIRE SIZE	PROFAX NO.	LENGTH	WIRE SIZE
HD400-3545-10	10'	.035-.045	HD400-3545-12	12'	.035-.045	HD400-3545-15	15'	.035-.045	HD400-3545-20	20'	.035-.045
HD400-052-10	10'	.052	HD400-052-12	12'	.052	HD400-052-15	15'	.052	HD400-052-20	20'	.052
HD400-116-10	10'	1/16"	HD400-116-12	12'	1/16"	HD400-116-15	15'	1/16"	HD400-116-20	20'	1/16"
HD400-564-10	10'	5/64"	HD400-564-12	12'	5/64"	HD400-564-15	15'	5/64"	HD400-564-20	20'	5/64"
									HD400-3545-25	25'	.035-.045
									HD400-052-25	25'	.052
									HD400-116-25	25'	1/16"
									HD400-564-25	25'	5/64"

TO ORDER DIRECT CONNECT MIG GUNS

Standard - All wire feeders that accept the "***PROFAX***" rear adapter. e.g. HD400-3545-10

Lincoln® Direct - Add an **LN** for the standard Lincoln ¾" dia. rear adapter. e.g. HD**LN**400-3545-10
Add an **LP** for the Lincoln Powermig 255. e.g. HD**LP**400-3545-10

Miller® Direct Add an **M**. e.g. HD**M**400-3545-10

Euro-Quick Add an **X**. e.g. HD**X**400-3545-10

SEE PAGES 76-77 for more details on direct connects
SEE PAGES 88-89 for list of adapter kits

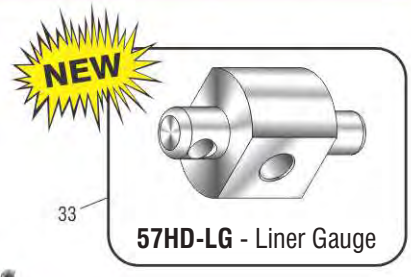

57HD-LG - Liner Gauge

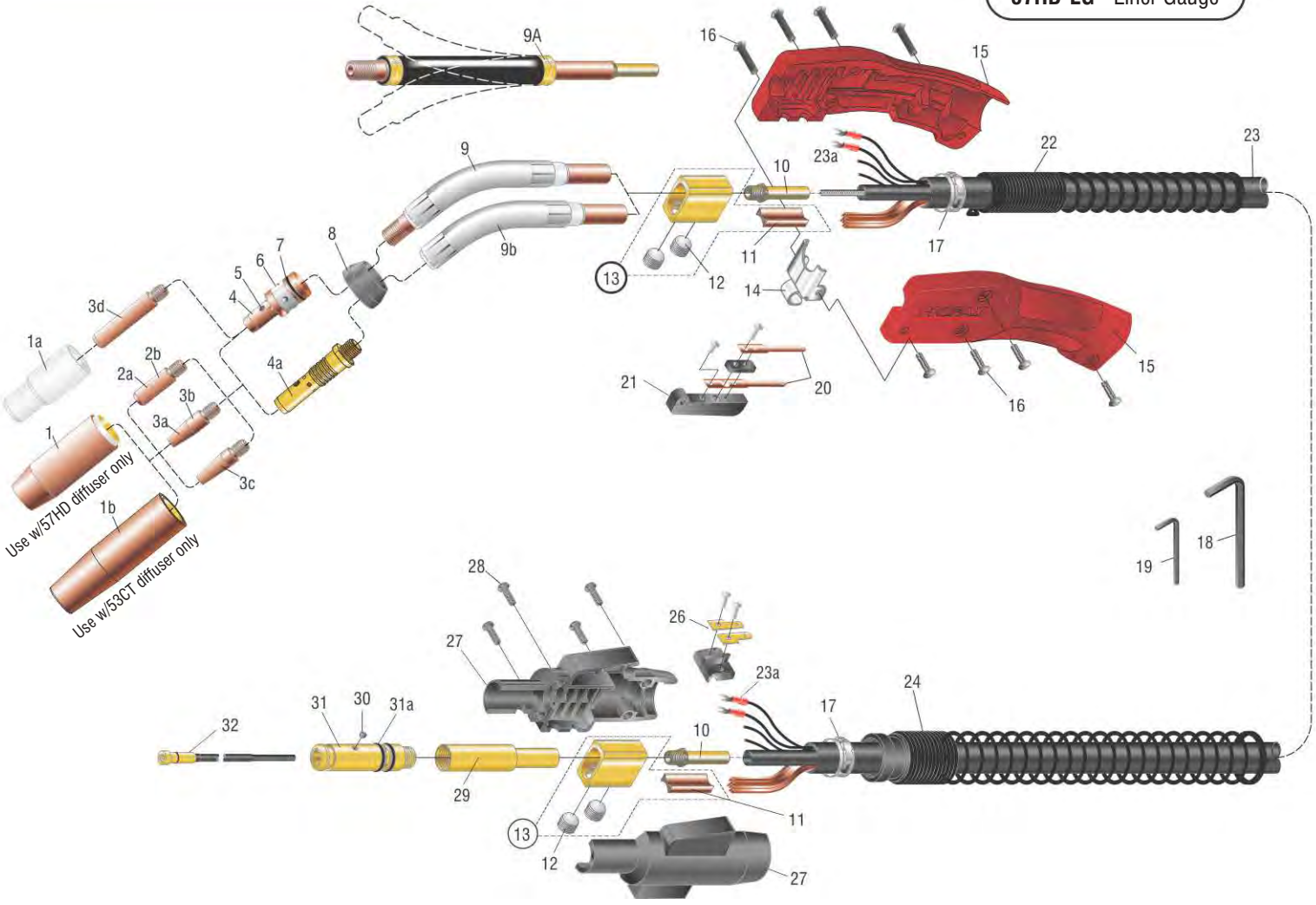

Platinum HD400 Amp MIG Gun Parts List

PROFAX

NO.	PROFAX NO.	DESCRIPTION		
1.	27S50	H.D. nozzle 1/2" (copper)		
	27S62	H.D. nozzle 5/8" (copper)(**standard**)		
	27S75	H.D. nozzle 3/4" (copper)		
	27S50GL	H.D. nozzle 1/2" (copper) **(use 17SLT series tips)**		
	27S62GL	H.D. nozzle 5/8" (copper)		
	27S75GL	H.D. nozzle 3/4" (copper)		
	27T38	Tapered nozzle 3/8" (brass) **(use 17SLT series tips)**		
	27TC38	Tapered nozzle 3/8" (copper) **(use 17SLT series tips)**		
	27T50	Nozzle 1/2" bottle (copper)		
	27T50HD	H.D. nozzle 1/2" bottle (copper)		
	27K50	M.D. nozzle 1/2" (copper)		
	27K62	M.D. nozzle 5/8" (copper)		
1a.	39	Insulator for use w/self-shielded flux core wire only		
1b.	23CT-37	Nozzle 3/8" (requires tapered tip)		
	23CT-50	Nozzle 1/2" (requires tapered tip)		
	23CT-62	Nozzle 5/8"		
	23CT-75	Nozzle 3/4"		
2a.	17S-30	Contact tip .030	.040	**Standard contact tip recessed**
	17S-35	Contact tip .035	.044	
	17S-40	Contact tip .040	.049	
	17S-45	Contact tip .045	.054	
	17AS-364	Contact tip 3/64" aluminum	.060	
	17S-52	Contact tip .052	.064	
	17S-116	Contact tip 1/16"	.073	
	17AS-116	Contact tip 1/16" aluminum	.078	
	17S-564	Contact tip 5/64"	.093	
2b.	16S-30	Contact tip .030	.040	Flush
	16S-35	Contact tip .035	.044	
	16S-40	Contact tip .040	.049	
	16S-45	Contact tip .045	.054	
	16S-52	Contact tip .052	.064	
	16S-116	Contact tip 1/16"	.073	
	16S-564	Contact tip 5/64"	.093	
3a.	17ST-30	Contact tip .030	.040	Recessed Tapered
	17ST-35	Contact tip .035	.044	
	17ST-40	Contact tip .040	.049	
	17ST-45	Contact tip .045	.054	
	17ST-52	Contact tip .052	.064	
	17ST-116	Contact tip 1/16"	.073	
	17ST-564	Contact tip 5/64"	.093	
3b.	16ST-30	Contact tip .030	.040	Flush Tapered
	16ST-35	Contact tip .035	.044	
	16ST-40	Contact tip .040	.049	
	16ST-45	Contact tip .045	.054	
	16ST-52	Contact tip .052	.064	
	16ST-116	Contact tip 1/16"	.073	
	16ST-564	Contact tip 5/64"	.093	
3c.	17SLT-35	Contact tip .035	.044	**Used with 27T38 nozzle** Recessed Long Tapered
	17SLT-40	Contact tip .040	.049	
	17SLT-45	Contact tip .045	.054	
	17SLT-52	Contact tip .052	.064	
	17SLT-116	Contact tip 1/16"	.073	
	17SLT-564	Contact tip 5/64"	.093	
3d.	18S52	Contact tip .052	.064	**Used with Self-Shielded Flux Core Wire**
	18S116	Contact tip 1/16"	.073	
	18S564	Contact tip 5/64"	.093	
4.	57HD	Gas diffuser		
4a.	53CT	Gas diffuser		

NO.	PROFAX NO.	DESCRIPTION
5.	44C	Set screw for gas diffuser/conduit
6.	240	Retaining ring
7.	260	O-ring
8.	17SW	H.D. shock washer
9.	64A30TJ	Jacketed gooseneck 30° (optional)
	64A45TJ	Jacketed gooseneck 45° (**standard**)
	64A60TJ	Jacketed gooseneck 60° (optional)
	64A180TJ	Jacketed gooseneck 180° (optional)
9a.	TFX-4HD	Flexible barrel for extreme heat (optional)
9b.	64CV30J	Gooseneck 30° (optional)
	64CV45J	Gooseneck 45° (optional)
	64CV60J	Gooseneck 60° (optional)
	64CV180J	Gooseneck 180° (optional)
10.	64N	Nipple
11.	114	Separator
12.	A-532-24	9/16"-18 ball point screws
13.	104	Cable connector block assembly
14.	154HD	Hanger
15.	84HD	Heavy duty handle w/screws
16.	122FM-SET	Binders (4 ea.) and screws (4 ea.) for handle
17.	134-14	Clamp (2)
18.	AL-300-25	7/32" hex wrench
19.	44-25	5/64" hex wrench
20.	92C	Switch contacts w/screws
21.	92	Trigger switch assembly
22.	144-6S	Spring strain relief for handle
23.	400-10	10' replacement cable assembly
	400-12	12' replacement cable assembly
	400-15	15' replacement cable assembly
	400-20	20' replacement cable assembly
	400-25	25' replacement cable assembly
	400K	Cable, bulk (per foot)
	400CK	Cloth wrapped cable, bulk (per foot) for guns longer than 15'
23a.	244	Terminal
24.	R185-S	spring
26.	194	Connector tab assembly
27.	R185-H	Housing
28.	R185-SC	Screws for housing (4)
29.	R174-UA	Standard connector plug w/64N
	R174-UAG	Connector plug w/gas hole w/64N
30.	44C	Set screw for conduit 8-32
31.	R174-E	Connector, Esab®
	R174-H	Connector, Hobart®
	R174-L	Connector, Lincoln®
	R174-M	Connector, Miller®
	R174-T	Connector, standard
31a.	224	O-ring
32.	44-3545-15	15' wire conduit assembly .035-.045
	44-116-15	15' wire conduit assembly .052-1/16"
	44-564-15	15' wire conduit assembly 5/64"
	44-3545-25	25' wire conduit assembly .035-.045
	44-116-25	25' wire conduit assembly .052-1/16"
	44-564-25	25' wire conduit assembly 5/64"
	44N-3545-15	15' nylon lined conduit assembly(aluminum).035-.047
	44N-116-15	15' nylon lined conduit assembly(aluminum) 1/16"
	44TF-116-15	15' teflon lined conduit assembly(aluminum) 1/16"
33.	57HD-LG	Gauge for setting liner

Regulator/Flowmeter

SPECIFICATIONS:

- Brass body
- Preset @ 30 psi
- Flow meter range - 10-60 scfh
- Economical design

PROFAX NO.	GAS SERVICE	CGA INLET
RF1430-580	Argon & Argon/CO_2 Mixes	580
RF1430-320	CO_2	320

*Prevents seizing when used on contact tip, nozzle & gas diffuser threads.

PROFAX NO.	DESCRIPTION
JL-4	Copper coat anti-seize lubricant - 4 oz.
JL-8	Copper coat anti-seize lubricant - 8 oz.
JL-16	Copper coat anti-seize lubricant - 16 oz.

Platinum 400 Amp Heavy Duty

PROFAX

PROFAX NO.	DESCRIPTION	TIP I.D.
17S-30	Contact tip .030	.040
17S-35	Contact tip .035	.044
17S-40	Contact tip .040	.049
17S-45	Contact tip .045	.054
17AS-364	Contact tip 3/64" aluminum	.060
17S-52	Contact tip .052	.064
17S-116	Contact tip 1/16"	.073
17AS-116	Contact tip 1/16" aluminum	.078
17S-564	Contact tip 5/64"	.093

Recessed



*Standard tip shipped with gun.

17ST-30	Contact tip .030	.040
17ST-35	Contact tip .035	.044
17ST-40	Contact tip .040	.049
17ST-45	Contact tip .045	.054
17ST-52	Contact tip .052	.064
17ST-116	Contact tip 1/16"	.073
17ST-564	Contact tip 5/64"	.093

Recessed

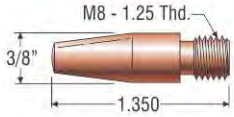

17SLT-35	Contact tip .035	.044
17SLT-40	Contact tip .040	.049
17SLT-45	Contact tip .045	.054
17SLT-52	Contact tip .052	.064
17SLT-116	Contact tip 1/16"	.073
17SLT-564	Contact tip 5/64"	.093

Recessed

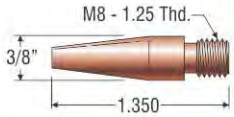

(Use with 27T38 nozzle)

16S-30	Contact tip .030	.040
16S-35	Contact tip .035	.044
16S-40	Contact tip .040	.049
16S-45	Contact tip .045	.054
16S-52	Contact tip .052	.064
16S-116	Contact tip 1/16"	.073
16S-564	Contact tip 5/64"	.093

Flush

16ST-30	Contact tip .030	.040
16ST-35	Contact tip .035	.044
16ST-40	Contact tip .040	.049
16ST-45	Contact tip .045	.054
16ST-52	Contact tip .052	.064
16ST-116	Contact tip 1/16"	.073
16ST-564	Contact tip 5/64"	.093

Flush

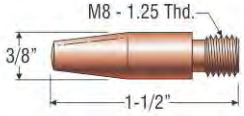

18S52	Contact tip .052	.064
18S116	Contact tip 1/16"	.073
18S564	Contact tip 5/64"	.093

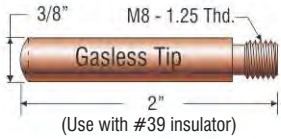

(Use with #39 insulator)

57HD	Diffuser

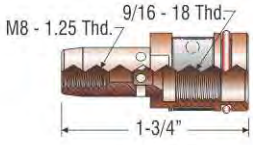

39	Insulator/Thread Protector

Gasless

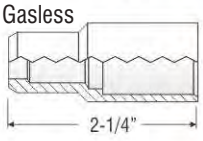

(Use with 18 series tips)

17SW	Shock washer

27T38	Tapered nozzle 3/8"

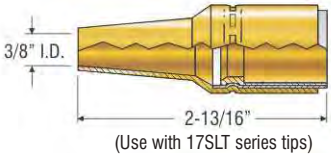

(Use with 17SLT series tips)

PROFAX NO.	DESCRIPTION
27TC38	Tapered nozzle 3/8"

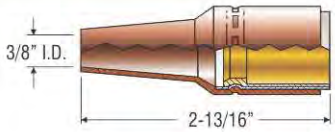

(Use with 17SLT series tips)

27T50	Nozzle 1/2"

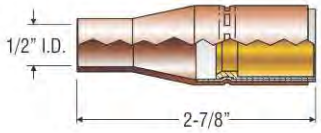

(Use with 17ST series tips)

27T50HD	H.D. Nozzle 1/2"

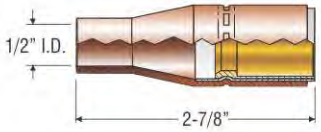

(Use with 17ST series tips)

27K50	M.D. Nozzle 1/2"

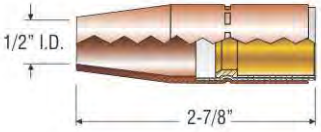

(Use with 17ST series tips)

27S50	H.D. Nozzle 1/2"

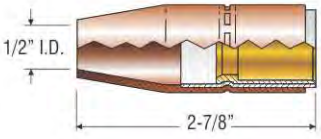

(Use with 17ST series tips)

27K62	M.D. Nozzle 5/8"

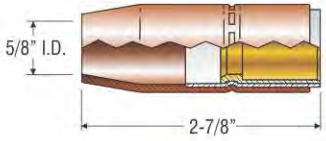

27S62	H.D. Nozzle 5/8"

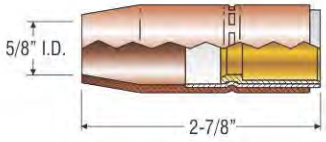

27S75	H.D. Nozzle 3/4"

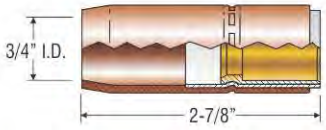

27S50GL	H.D. Nozzle 1/2"

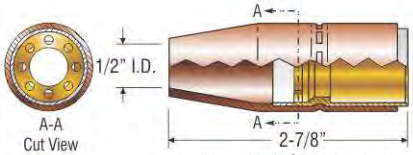

(Use with 17ST series tips)

27S62GL	H.D. Nozzle 5/8"

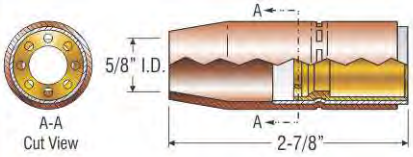

27S75GL	H.D. Nozzle 3/4"

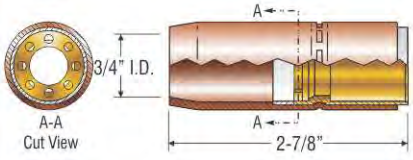

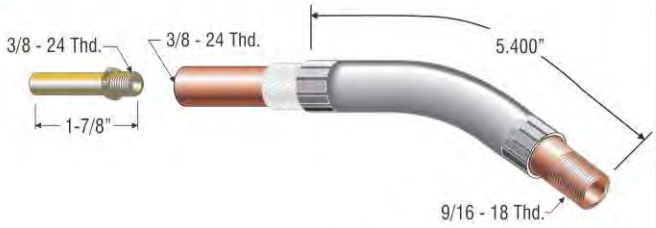

PROFAX NO.	DESCRIPTION
64A30TJ	Jacketed conductor tube 30°
64N	Nipple - included

Also available in 12", 18", and 24"

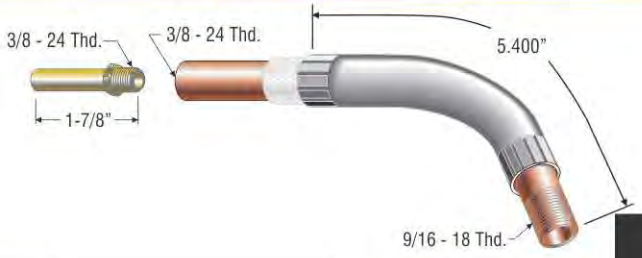

PROFAX NO.	DESCRIPTION
64A60TJ	Jacketed conductor tube 60°
64N	Nipple - included

Also available in 12", 18", and 24"

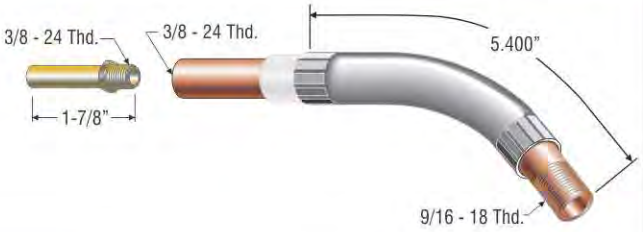

PROFAX NO.	DESCRIPTION
64A45TJ	Jacketed conductor tube 45°
64N	Nipple - included

Also available in 12", 18", and 24"



PROFAX NO.	DESCRIPTION
64A180TJ	Jacketed conductor tube 180°
64N	Nipple - included

Also available in 12", 18", and 24"

NEW Design for Extreme Heat

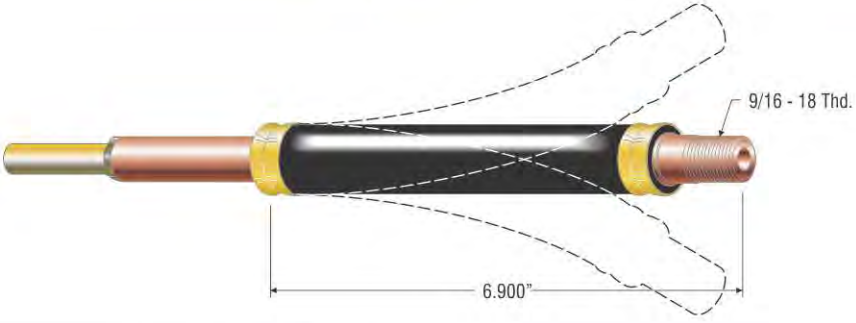

PROFAX NO.	DESCRIPTION
TFX-4HD	***PROFAX*** heavy duty flexible barrel for extreme heat

PROFAX NO.	DESCRIPTION
TFX4HD-12SP	***PROFAX*** flexible barrel 16¾" over all length
TFX4HD-18SP	***PROFAX*** flexible barrel 22¾" over all length
TFX4HD-24SP	***PROFAX*** flexible barrel 28¾" over all length

FOR SPECIAL APPLICATIONS THESE TFX-4HD'S ARE AVAILABLE ON REQUEST.

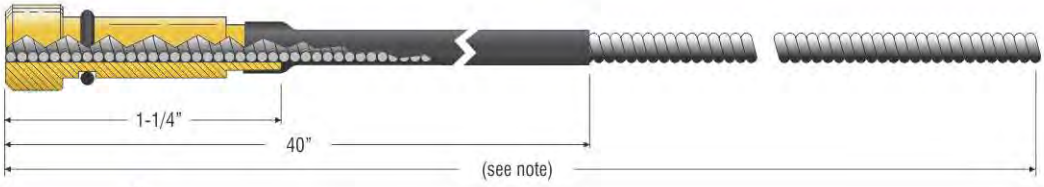

Note: 15' wire conduit assembly (16' - 0" o.a.l.)
25' wire conduit assembly (26' - 0" o.a.l.)

PROFAX NO.	DESCRIPTION	I.D.	O.D.
44-3545-15	15' wire conduit assembly — used with .035-.045 diameter wire	.067	.187
44-116-15	15' wire conduit assembly — used with .052-1/16" diameter wire	.078	.187
44-564-15	15' wire conduit assembly — used with 5/64" diameter wire	.102	.187
44N-3545-15	15' wire conduit assembly — used with .035-3/64" diameter aluminum wire	.064	.187
44N-116-15	15' wire conduit assembly — used with 1/16" diameter aluminum wire	.090	.187
44-3545-25	25' wire conduit assembly — used with .035-.045 diameter wire	.067	.187
44-116-25	25' wire conduit assembly — used with .052-1/16" diameter wire	.078	.187
44-564-25	25' wire conduit assembly — used with 5/64" diameter wire	.102	.187

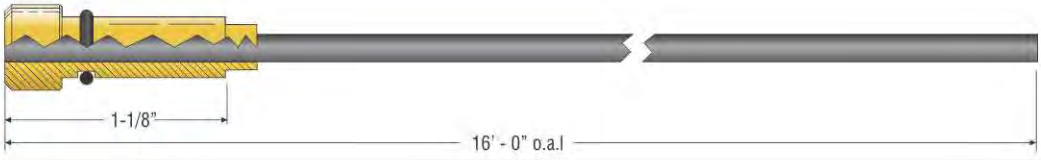

PROFAX NO.	DESCRIPTION	I.D.	O.D.
44TF-116-15	15' teflon conduit assembly — used with 1/16" aluminum wire	.095	.185



STANDARD FEATURES:
- Ergonomic handle
- Spare switch leads
- Extra flexible cable
- Spring strain reliefs
- Jacketed gooseneck

PROFAX NO.	LENGTH	WIRE SIZE	PROFAX NO.	LENGTH	WIRE SIZE	PROFAX NO.	LENGTH	WIRE SIZE	PROFAX NO.	LENGTH	WIRE SIZE
HD450-3545-10	10’	.035-.045	HD450-3545-12	12’	.035-.045	HD450-3545-15	15’	.035-.045	HD450-3545-20	20’	.035-.045
HD450-052-10	10’	.052	HD450-052-12	12’	.052	HD450-052-15	15’	.052	HD450-052-20	20’	.052
HD450-116-10	10’	1/16”	HD450-116-12	12’	1/16”	HD450-116-15	15’	1/16”	HD450-116-20	20’	1/16”
HD450-564-10	10’	5/64”	HD450-564-12	12’	5/64”	HD450-564-15	15’	5/64”	HD450-564-20	20’	5/64”
									HD450-3545-25	25’	.035-.045
									HD450-052-25	25’	.052
									HD450-116-25	25’	1/16”
									HD450-564-25	25’	5/64”

TO ORDER DIRECT CONNECT MIG GUNS

Standard - All wire feeders that accept the “***PROFAX***” rear adapter. e.g. HD450-3545-10
Lincoln® Direct - Add an **LN** for the standard Lincoln ¾” dia. rear adapter. e.g. HD**LN**450-3545-10
Add an **LP** for the Lincoln Powermig 255. e.g. HD**LP**450-3545-10
Miller® Direct Add an **M**. e.g. HD**M**450-3545-10
Euro-Quick Add an **X**. e.g. HD**X**450-3545-10

SEE PAGES 76-77 for more details on direct connects
SEE PAGES 88-89 for list of adapter kits

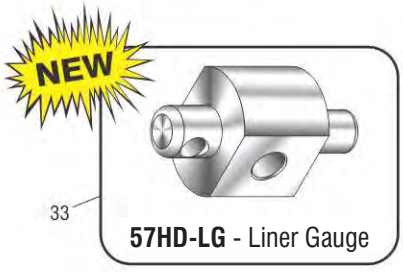

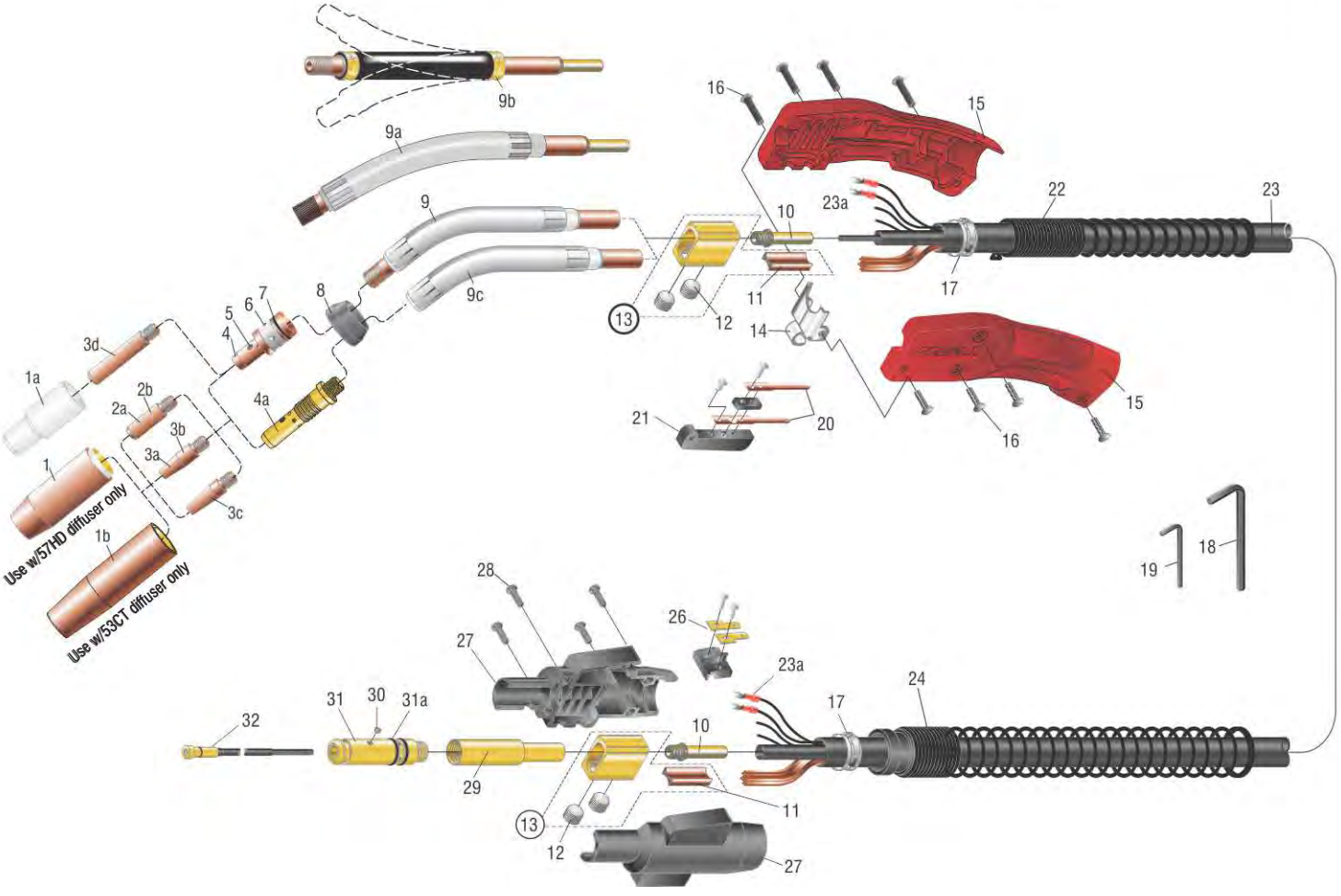

Platinum HD450 Amp MIG Gun Parts List

PROFAX

NO.	PROFAX NO.	DESCRIPTION		
1.	27S50	H.D. nozzle 1/2" (copper)		
	27S62	H.D. nozzle 5/8" (copper)(**standard**)		
	27S75	H.D. nozzle 3/4" (copper)		
	27S50GL	H.D. nozzle 1/2" (copper)(**use 17SLT series tips**)		
	27S62GL	H.D. nozzle 5/8" (copper)		
	27S75GL	H.D. nozzle 3/4" (copper)		
	27T38	Tapered nozzle 3/8" (brass)(**use 17SLT series tips**)		
	27TC38	Tapered nozzle 3/8" (copper)(**use 17SLT series tips**)		
	27T50	Nozzle 1/2" bottle (copper)		
	27T50HD	H.D. nozzle 1/2" bottle (copper)		
	27K50	M.D. nozzle 1/2" (copper)		
	27K62	M.D. nozzle 5/8" (copper)		
1a.	39	Insulator for use w/self-shielded flux core wire only		
1b.	23CT-37	Nozzle 3/8" (requires tapered tip)		
	23CT-50	Nozzle 1/2" (requires tapered tip)		
	23CT-62	Nozzle 5/8"		
	23CT-75	Nozzle 3/4"		
2a.	17S-30	Contact tip .030	.040	**Standard contact tip recessed**
	17S-35	Contact tip .035	.044	
	17S-40	Contact tip .040	.049	
	17S-45	Contact tip .045	.054	
	17AS-364	Contact tip 3/64" aluminum	.060	
	17S-52	Contact tip .052	.064	
	17S-116	Contact tip 1/16"	.073	
	17AS-116	Contact tip 1/16" aluminum	.078	
	17S-564	Contact tip 5/64"	.093	
2b.	16S-30	Contact tip .030	.040	Flush
	16S-35	Contact tip .035	.044	
	16S-40	Contact tip .040	.049	
	16S-45	Contact tip .045	.054	
	16S-52	Contact tip .052	.064	
	16S-116	Contact tip 1/16"	.073	
	16S-564	Contact tip 5/64"	.093	
3a.	17ST-30	Contact tip .030	.040	Recessed Tapered
	17ST-35	Contact tip .035	.044	
	17ST-40	Contact tip .040	.049	
	17ST-45	Contact tip .045	.054	
	17ST-52	Contact tip .052	.064	
	17ST-116	Contact tip 1/16"	.073	
	17ST-564	Contact tip 5/64"	.093	
3b.	16ST-30	Contact tip .030	.040	Flush Tapered
	16ST-35	Contact tip .035	.044	
	16ST-40	Contact tip .040	.049	
	16ST-45	Contact tip .045	.054	
	16ST-52	Contact tip .052	.064	
	16ST-116	Contact tip 1/16"	.073	
	16ST-564	Contact tip 5/64"	.093	
3c.	17SLT-35	Contact tip .035	.044	**Used with 27T38 nozzle**
	17SLT-40	Contact tip .040	.049	
	17SLT-45	Contact tip .045	.054	
	17SLT-52	Contact tip .052	.064	Recessed Long Tapered
	17SLT-116	Contact tip 1/16"	.073	
	17SLT-564	Contact tip 5/64"	.093	
3d.	18S52	Contact tip .052	.064	**Used with self-shielded flux core wire**
	18S116	Contact tip 1/16"	.073	
	18S564	Contact tip 5/64"	.093	
4.	57HD	Gas diffuser		

NO.	PROFAX NO.	DESCRIPTION
4a.	53CT	Gas diffuser
5.	44C	Set screw for gas diffuser/conduit
6.	240	Retaining ring
7.	260	O-ring
8.	17SW	H.D. shock washer
9.	64A45-9HDJ	Jacketed gooseneck 45° (**standard**)
	64A60-9HDJ	Jacketed gooseneck 60° (optional)
	64A180-9HDJ	Jacketed gooseneck 180° (optional)
9a.	64A45-4R-9HDJ	Jacketed gooseneck 45° (optional)
9b.	TFX-4HD	Flexible barrel for extreme heat (optional)
9c.	64CV30-9J	Gooseneck 30° (optional)
	64CV45-9J	Gooseneck 45° (optional)
	64CV60-9J	Gooseneck 60° (optional)
	64CV180-9J	Gooseneck 180° (optional)
10.	64N	Nipple
11.	114	Separator
12.	A-532-24	9/16"-18 ball point screws
13.	104	Cable connector block assembly
14.	154HD	Hanger
15.	845HD	Heavy duty handle w/screws
16.	122FM-SET	Binders (4 ea.) and screws (4 ea.) for handle
17.	134-14	Clamp (2)
18.	AL-300-25	7/32" hex wrench
19.	44-25	5/64" hex wrench
20.	92C	Switch contacts w/screws
21.	92	Trigger switch assembly
22.	144-6S	Spring strain relief for handle
23.	450-10	10' replacement cable assembly
	450-12	12' replacement cable assembly
	450-15	15' replacement cable assembly
	450-20	20' replacement cable assembly
	450-25	25' replacement cable assembly
	450CK	Cloth wrapped cable, bulk (per foot)
23a.	244	Terminal
24.	R185-S	spring
26.	194	Connector tab assembly
27.	R185-H	Housing
28.	R185-SC	Screws for housing (4)
29.	R174-UA	Standard connector plug w/64N
	R174-UAG	Connector plug w/gas hole w/64N
30.	44C	Set screw for conduit 8-32
31.	R174-E	Connector, Esab®
	R174-H	Connector, Hobart®
	R174-L	Connector, Lincoln®
	R174-M	Connector, Miller®
	R174-T	Connector, standard
31a.	224	O-ring
32.	44-3545-15	15' wire conduit assembly .035-.045
	44-116-15	15' wire conduit assembly .052-1/16"
	44-564-15	15' wire conduit assembly 5/64"
	44-3545-25	25' wire conduit assembly .035-.045
	44-116-25	25' wire conduit assembly .052-1/16"
	44-564-25	25' wire conduit assembly 5/64"
	44N-3545-15	15' nylon lined conduit assembly(aluminum) .035-.047
	44N-116-15	15' nylon lined conduit assembly(aluminum) 1/16"
	44TF-116-15	15' teflon lined conduit assembly(aluminum) 1/16"
33.	57HD-LG	Gauge for setting liner

*Prevents seizing when used on contact tip, nozzle & gas diffuser threads.

PROFAX NO.	DESCRIPTION
JL-4	Copper coat anti-seize lubricant - 4 oz.
JL-8	Copper coat anti-seize lubricant - 8 oz.
JL-16	Copper coat anti-seize lubricant - 16 oz.

Weld Fillet Gage

- 7 Piece Weld Fillet Gage
- Stainless Steel Construction
- Marked in Standard and Metric Units
- For:
  - Checking Fillet Throat Sizes
  - Checking Fillet Leg Size
  - Works on Both Convex and Concave Welds
  - Weld Sizes 1/8" (3.2mm) — 1" (25.4mm)
- Carrying Pouch Included

PROFAX NO.	DESCRIPTION
WFG	Weld Fillet Gage

Platinum 450 Amp Heavy Duty

PROFAX

PROFAX NO.	DESCRIPTION	TIP I.D.
17S-30	Contact tip .030	.040
17S-35	Contact tip .035	.044
17S-40	Contact tip .040	.049
17S-45	Contact tip .045	.054
17AS-364	Contact tip 3/64" aluminum	.060
17S-52	Contact tip .052	.064
17S-116	Contact tip 1/16"	.073
17AS-116	Contact tip 1/16" aluminum	.078
17S-564	Contact tip 5/64"	.093

Recessed

*Standard tip shipped with gun.

17ST-30	Contact tip .030	.040
17ST-35	Contact tip .035	.044
17ST-40	Contact tip .040	.049
17ST-45	Contact tip .045	.054
17ST-52	Contact tip .052	.064
17ST-116	Contact tip 1/16"	.073
17ST-564	Contact tip 5/64"	.093

Recessed



17SLT-35	Contact tip .035	.044
17SLT-40	Contact tip .040	.049
17SLT-45	Contact tip .045	.054
17SLT-52	Contact tip .052	.064
17SLT-116	Contact tip 1/16"	.073
17SLT-564	Contact tip 5/64"	.093

Recessed



(Use with 27T38 nozzle)

16S-30	Contact tip .030	.040
16S-35	Contact tip .035	.044
16S-40	Contact tip .040	.049
16S-45	Contact tip .045	.054
16S-52	Contact tip .052	.064
16S-116	Contact tip 1/16"	.073
16S-564	Contact tip 5/64"	.093

Flush



16ST-30	Contact tip .030	.040
16ST-35	Contact tip .035	.044
16ST-40	Contact tip .040	.049
16ST-45	Contact tip .045	.054
16ST-52	Contact tip .052	.064
16ST-116	Contact tip 1/16"	.073
16ST-564	Contact tip 5/64"	.093

Flush

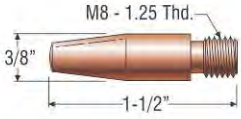

18S52	Contact tip .052	.064
18S116	Contact tip 1/16"	.073
18S564	Contact tip 5/64"	.093



(Use with #39 insulator)

57HD	Diffuser

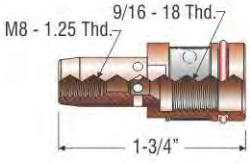

39	Insulator/Thread Protector

Gasless

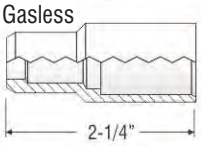

(Use with 18 series tips)

17SW	Shock washer

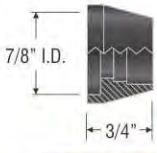

27T38	Tapered nozzle 3/8"

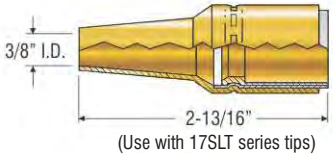

(Use with 17SLT series tips)

PROFAX NO.	DESCRIPTION
27TC38	Tapered nozzle 3/8"

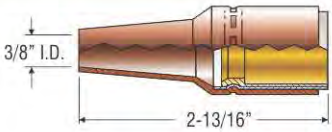

(Use with 17SLT series tips)

27T50	Nozzle 1/2"

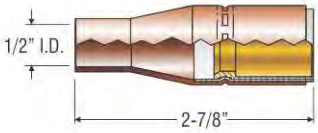

(Use with 17ST series tips)

27T50HD	H.D. Nozzle 1/2"

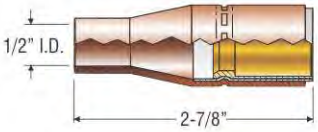

(Use with 17ST series tips)

27K50	M.D. Nozzle 1/2"

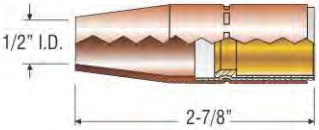

(Use with 17ST series tips)

27S50	H.D. Nozzle 1/2"

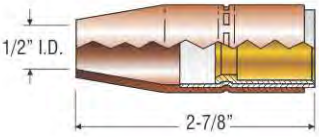

(Use with 17ST series tips)

27K62	M.D. Nozzle 5/8"

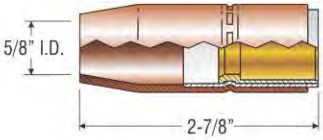

27S62	H.D. Nozzle 5/8"

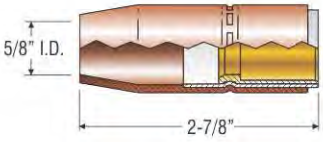

27S75	H.D. Nozzle 3/4"

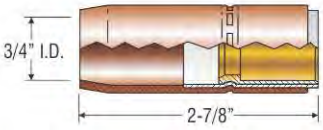

27S50GL	H.D. Nozzle 1/2"

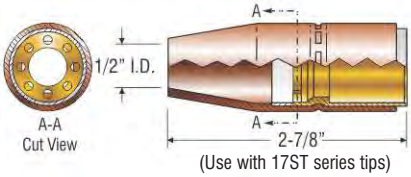

(Use with 17ST series tips)

27S62GL	H.D. Nozzle 5/8"

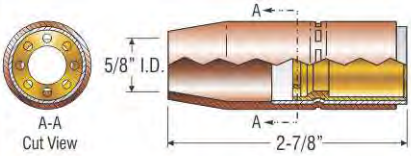

27S75GL	H.D. Nozzle 3/4"

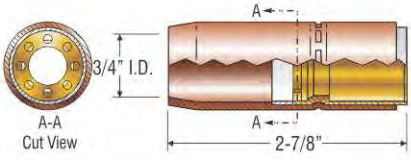



PROFAX NO.	DESCRIPTION
64A45-9HDJ	Jacketed conductor tube 45°
64N	Nipple - included

Also available in 12", 18", and 24"

PROFAX NO.	DESCRIPTION
64A180-9HDJ	Jacketed conductor tube 180°
64N	Nipple - included

Also available in 12", 18", and 24"

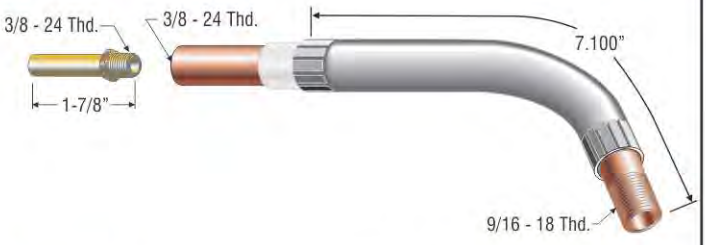

PROFAX NO.	DESCRIPTION
64A60-9HDJ	Jacketed conductor tube 60°
64N	Nipple - included

Also available in 12", 18", and 24"



PROFAX NO.	DESCRIPTION
64A45-4R-9HDJ	Jacketed conductor tube 45°
64N	Nipple - included

Also available in 12", 18", and 24"

NEW Design for Extreme Heat

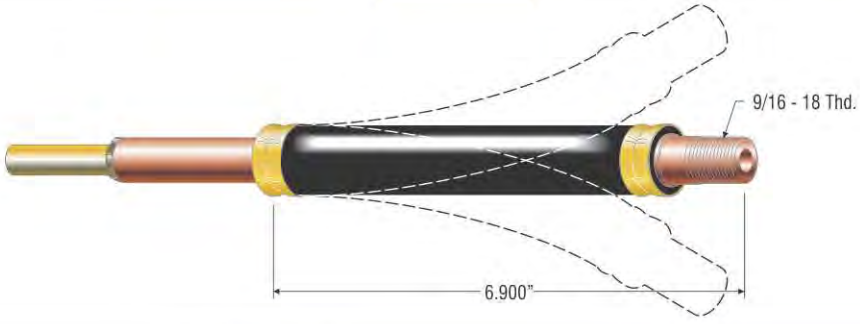

PROFAX NO.	DESCRIPTION
TFX-4HD	***PROFAX*** heavy duty flexible barrel for extreme heat

PROFAX NO.	DESCRIPTION
TFX4HD-12SP	***PROFAX*** flexible barrel 16¾" over all length
TFX4HD-18SP	***PROFAX*** flexible barrel 22¾" over all length
TFX4HD-24SP	***PROFAX*** flexible barrel 28¾" over all length

FOR SPECIAL APPLICATIONS THESE TFX-4HD'S ARE AVAILABLE ON REQUEST.

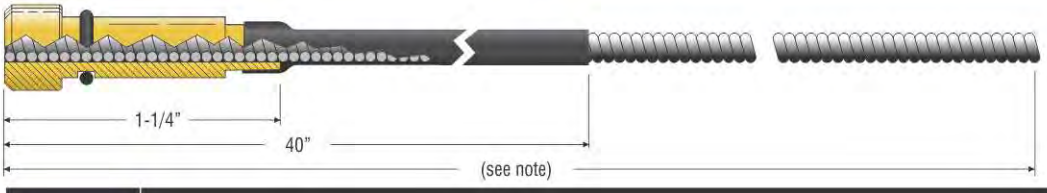

Note: 15' wire conduit assembly (16' - 0" o.a.l.)
25' wire conduit assembly (26' - 0" o.a.l.)

PROFAX NO.	DESCRIPTION	I.D.	O.D.
44-3545-15	15' wire conduit assembly — used with .035-.045 diameter wire	.067	.187
44-116-15	15' wire conduit assembly — used with .052-1/16" diameter wire	.078	.187
44-564-15	15' wire conduit assembly — used with 5/64" diameter wire	.102	.187
44N-3545-15	15' wire conduit assembly — used with .035-3/64" diameter aluminum wire	.064	.187
44N-116-15	15' wire conduit assembly — used with 1/16" diameter aluminum wire	.090	.187
44-3545-25	25' wire conduit assembly — used with .035-.045 diameter wire	.067	.187
44-116-25	25' wire conduit assembly — used with .052-1/16" diameter wire	.078	.187
44-564-25	25' wire conduit assembly — used with 5/64" diameter wire	.102	.187

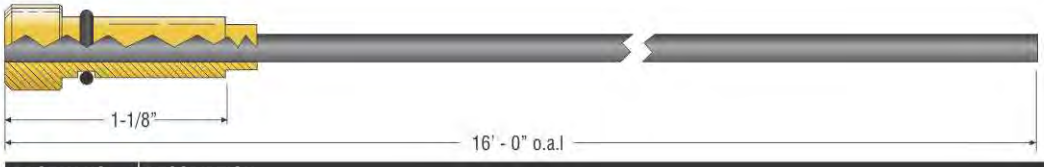

PROFAX NO.	DESCRIPTION	I.D.	O.D.
44TF-116-15	15' teflon conduit assembly — used with 1/16" aluminum wire	.095	.185

The following direct connects are available by placing the letters shown below before the gun package number.
Example: add an "M" to 400-3545-10; eg **M400-3545-10 is now a Miller® direct connect gun.**

E-Esab®(L-Tec/Linde): All wire feeders with the MT200/400 Linde MIG gun adapter installed.

H-Hobart®: Betamig 200, 250 and 251.

LN-Lincoln®: LN7, LN8, LN9, LN25, LN742, and Synergic 7. Also LN10, DH10, & STT10 with K1500-1 installed.

Note: For **LN-25 Pro** Order Gun with standard ***PROFAX*** back end and LAK 354 installed

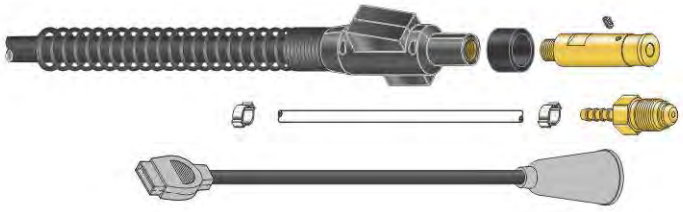

LP-Lincoln®: Powermig 200, 210, 215XT, 216, 225, 255, 255C, 256, 300 and 350MP

M-Miller®: S21E, S22A, S32, Super 32, Extreme 12VS, and all 50, 60, 72, and 74 series feeders. 8VS, 12RC and 12VS, R115. Millermatic® 300 & 350

X-Euro-Quick: Equipment

Systems I, Universal, Mity 4.
Esab®: Mig 2E, Mig 4HD, Mig 4AF, Migmaster 250,251, 252 and 300I, and Mobilmaster.
Powcon®: PD10, PD20 & PD30.
PROFAX: Pro IIx and Pro IVx.

Direct Connect is also available for the following
OQ-Oxomatic®: PS-30Q and AVC-30Q.

*For adapter kits for other style feeders see page 88.

Direct Mount Conversion Kits

Used for converting an existing gun to a different wire feeder.

Standard: TAK-400



NO.	PROFAX NO.	DESCRIPTION
1.	R174-T	Connector - standard PROFAX
2.	AK-354	Control cord

Miller®: MAK-400

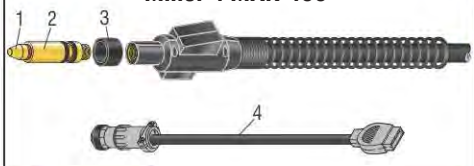

NO.	PROFAX NO.	DESCRIPTION
1.	R174M-N	Nipple for Miller® connection
2.	R174-M	Connector for Miller®
3.	R174M-R	Insulator
4.	MSAK-354	Control cord

Lincoln®: LAK-400

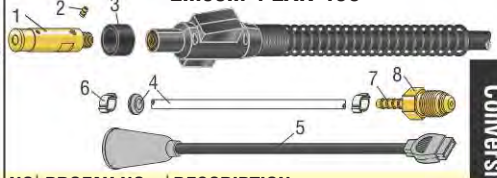

NO.	PROFAX NO.	DESCRIPTION
1.	R174-LC	Connector for Lincoln®
2.	35-170-5	Gas nipple
3.	R174M-R	Insulator
4.	MSAK-353	Gas hose w/grommet
5.	LAK-354	Control cord
6.	AK-353-2A	Gas hose clamp (2)
7.	1245	Gland
8.	1255	Nut

EAK-400 — **Esab®** (L-Tec/Linde): All wire feeders with the MT200/400 Linde MIG gun adapter installed.

LAK-400 — **Lincoln®**: LN7, LN8, LN9, LN25, LN742, and Synergic 7. Also LN 10, DH10, & STT10 with K1500-1 installed.

MAK-400 — **Miller®**: Millermatic 200, 250, 250x, 251, 300 and Vintage. S21E, S22A, S32, Super 32, Extreme 12US, and all 50, 60, 72, and 74 series feeders. 8VS, 12RC and 12VS, R115
Hobart®: Betamig 2510 and Olympic VS.

O1AK-400 — **Oxomatic®**: AVC I, AVC 8 & PT8.

OQAK-400 — **Oxomatic®**: PS-30Q & AVC-30Q.

TAK-400 — Hobart® series 2000, 2200, 2210, 2400, 2410, Heavy Duty, Model 17, Hefty, Mijit 17, Portafeed 17, Portawire 17, Portafeed 1000, Ultrafeed 1000, Extreme 12US, Thermal Arc® TA-3, TAF-2, TAF-4 & Viking 250. Profax Pro II, Pro IV , Lincoln® Wirematic 250 & 255 and LN 10, DH10, & STT10 with K1500-2 installed.

Euro-Quick End for All Platinum 400 & 450 Amp MIG Guns

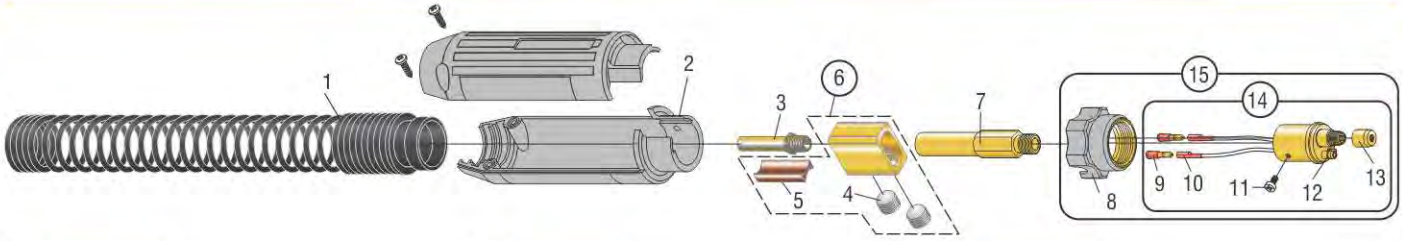

NO.	PROFAX NO.	DESCRIPTION	NO.	PROFAX NO.	DESCRIPTION	NO.	PROFAX NO.	DESCRIPTION
1.	R185-S	Spring	7.	140-UA	Euro connector	13.	174EX-1C	Conduit nut
2.	2545-3	Cable support	8.	2545-4	Machine Nut	14.	2545	Euro-Quick connector assembly
3.	62N	Nipple	9.	2545-6	Trigger connection male	15.	2545-C	Euro-Quick connector assembly w/machine nut
4.	A-532-24	9/16"-18 ball point screw	10.	35-350-1	Butt connector			
5.	114	Separator	11.	2-MS	Metric screw			
6.	104	Cable connector block assembly	12.	35-40-1	O-ring			

Regulator/Flowmeter

SPECIFICATIONS:
- Brass body
- Preset @ 30 psi
- Flow meter range - 10-60 scfh
- Economical design

PROFAX NO.	GAS SERVICE	CGA INLET
RF1430-580	Argon & Argon/CO_2 Mixes	580
RF1430-320	CO_2	320

High Quality Multi-Purpose 8 Way Mig Plier

Plier is packaged on display card.

PROFAX NO.	DESCRIPTION
8WMP	8 Way MIG Plier

Platinum 500 Amp MIG Gun



STANDARD FEATURES:

- Ergonomic handle
- Spare switch leads
- Extra flexible cable
- Spring strain reliefs
- Jacketed gooseneck

PROFAX NO.	LENGTH	WIRE SIZE	PROFAX NO.	LENGTH	WIRE SIZE	PROFAX NO.	LENGTH	WIRE SIZE	PROFAX NO.	LENGTH	WIRE SIZE
500-3545-10	10’	.035-.045	500-3545-12	12’	.035-.045	500-3545-15	15’	.035-.045	500-3545-20	20’	.035-.045
500-052-10	10’	.052	500-052-12	12’	.052	500-052-15	15’	.052	500-052-20	20’	.052
500-116-10	10’	1/16”	500-116-12	12’	1/16”	500-116-15	15’	1/16”	500-116-20	20’	1/16”
500-564-10	10’	5/64”	500-564-12	12’	5/64”	500-564-15	15’	5/64”	500-564-20	20’	5/64”
500-332-10	10’	3/32”	500-332-12	12’	3/32”	500-332-15	15’	3/32”	500-3545-25	25’	.035-.045
500-764-10	10’	7/64”	500-764-12	12’	7/64”	500-764-15	15’	7/64”	500-052-25	25’	.052
									500-116-25	25’	1/16”
									500-564-25	25’	5/64”

TO ORDER DIRECT CONNECT MIG GUNS

Lincoln® Direct - Add an **LN** e.g. **LN**500-3545-15
Miller® Direct Add an **M**. e.g. **M**500-3545-15

SEE PAGES 81 for more details on direct connects.
SEE PAGES 88-89 for list of adapter kits

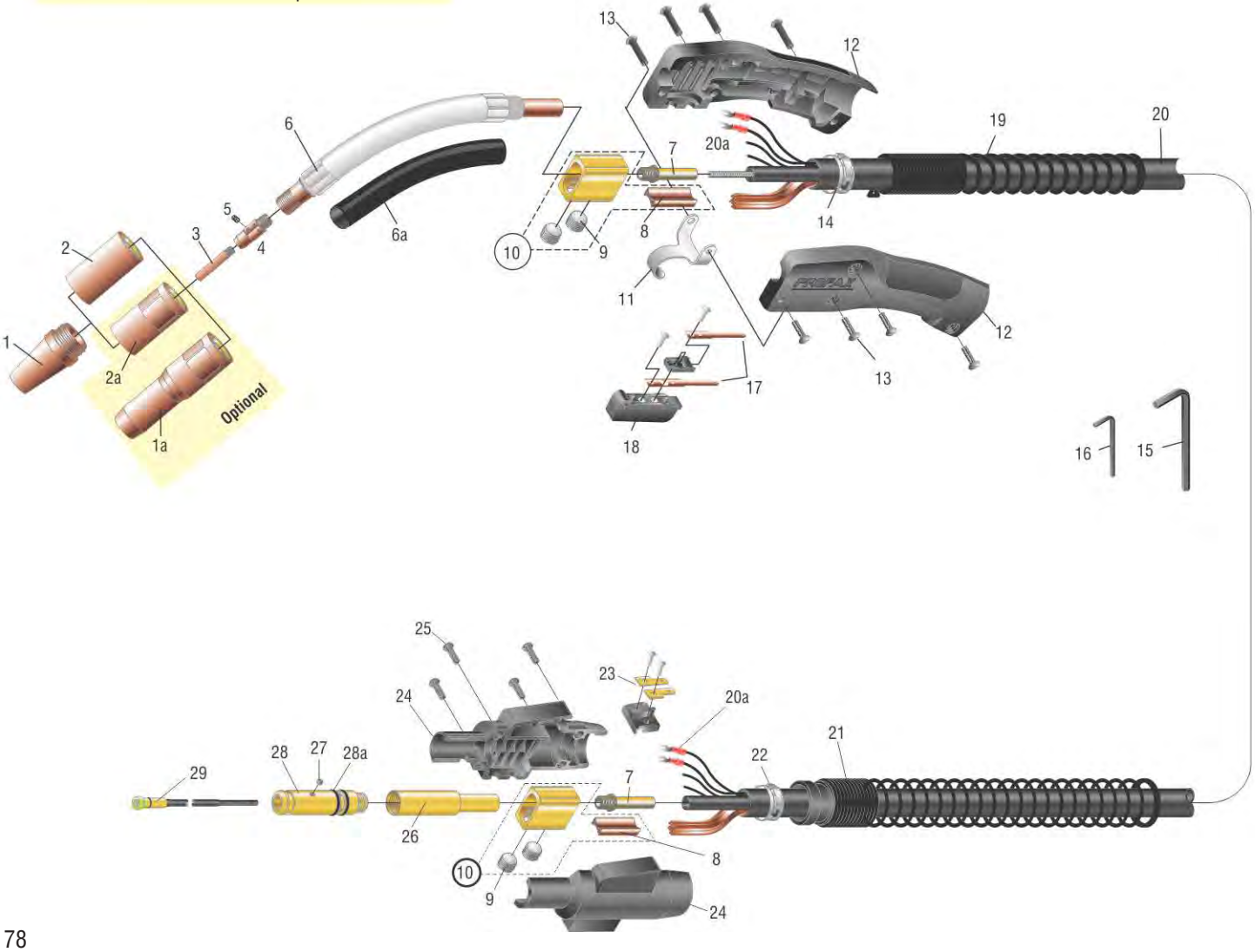

Platinum 500 Amp MIG Gun Parts List

NO.	PROFAX NO.	DESCRIPTION
1.	25CT-50	Nozzle 1/2", coarse thread
	25CT-62	Nozzle 5/8", coarse thread (**standard**)
	25CT-75	Nozzle 3/4", coarse thread
1a.	25I-62	Nozzle 5/8", self insulated
	25I-75	Nozzle 3/4", self insulated
2.	35CT	Insulator, use w/coarse thread nozzle (**standard**)
2a.	35CT-HT	Insulator, high temp
3.	15H35	Contact tip .035
	15H45	Contact tip .045
	15H52	Contact tip .052
	15H116	Contact tip 1/16"
	15H564	Contact tip 5/64"
	15H332	Contact tip 3/32"
	15H764	Contact tip 7/64"
	15AH364	Contact tip 3/64" (for aluminum)
	15AH116	Contact tip 1/16" (for aluminum)
	15HFC35	Contact tip .035, flux cored
	15HFC45	Contact tip .045, flux cored
	15HFC52	Contact tip .052, flux cored
	15HFC116	Contact tip 1/16", flux cored
	15HFC564	Contact tip 5/64", flux cored
	15HFC332	Contact tip 3/32", flux cored
	15HFC764	Contact tip 7/64", flux cored
	15AHFC364	Contact tip 3/64", flux cored (for aluminum)
	15AHFC116	Contact tip 1/16", flux cored (for aluminum)
4.	55	Gas diffuser (use w/45-564 & 45N-116)
	55SW	Gas diffuser (use w/45-3545, 45-116, 45N-3545)
	55H	Gas diffuser (use w/45H-332, & 45H-764)
5.	44C	Set screw for gas diffuser/conduit
6.	65-22J	Jacketed conductor tube 22°
	65-45J	Jacketed conductor tube 45°
	65-60J	Jacketed conductor tube 60° (**standard**)
	65-60-3RJ	Jacketed conductor tube 60°, 3" radius
	65-180J	Jacketed conductor tube 180°
	65-45	Conductor tube 45°
	65-60	Conductor tube 60°
	65-60-3R	Conductor tube 60°, 3" radius
	65-80	Conductor tube 80°
	65-180	Conductor tube 180°
6a.	75	Replacement neoprene insulator
7.	65N	Nipple

Standard tip series

NO.	PROFAX NO.	DESCRIPTION
8.	114	Separator
9.	A-532-24	9/16-18 ball point screws
10.	104	Cable connector block assembly
11.	155HD	Hanger
12.	85	Handle w/binder screws
13.	124FM-SET	Binders (4 ea.) and screws (4 ea.) for handle
14.	134-15	Clamp - handle
15.	AL-300-25	7/32" hex wrench
16.	44-25	5/64" hex wrench
17.	94C	Switch contacts w/screws
18.	94R	Trigger switch assembly
19.	145-6S	Spring strain relief
20.	500-10	10' replacement cable assembly
	500-12	12' replacement cable assembly
	500-15	15' replacement cable assembly
	500-20	20' replacement cable assembly
	500-25	25' replacement cable assembly
	500CK	Cloth wrapped cable, bulk (per foot)
20a.	244	Terminal
21.	R185-S	Spring
22.	134-15	Clamp - connector block
23.	194	Connector tab assembly
24.	R185-H	Housing
25.	R185-SC	Screws for housing (4)
26.	R175-UA	Standard connector plug w/65N
	R175-UAG	Connector plug with gas hole w/65N
27.	44C	Set screw for conduit 8-32
28.	R175-L	Connector, Lincoln®
	R175-M	Connector, Miller® (with R175M-N nipple)
	R175-T	Connector, standard
28a	225	O-ring
29.	45-3545-15	15' wire conduit assembly .035-.045
	45-116-15	15' wire conduit assembly .052-1/16"
	45-564-15	15' wire conduit assembly 5/64"
	45H-332-15	15' wire conduit assembly 3/32"
	45H-764-15	15' wire conduit assembly 7/64"
	45-3545-25	25' wire conduit assembly .035-.045
	45-116-25	25' wire conduit assembly .052-1/16"
	45-564-25	25' wire conduit assembly 5/64"

CO_2 Heated Regulator/FlowGauge

SPECIFICATIONS:
- 120V AC/190 watt
- 0 - 125 CFH flow-rate

High volume CO_2 Regulator FlowGauge with built in heater.
- Prevents regulator freeze-up
- Extends regulator/FlowGauge life
- Eliminates porosity in welds due to loss of gas coverage

Also Available In 240V AC 50/60hz.

PROFAX NO.	GAS SERVICE	CGA INLET
RFG-320-H	CO_2	320

CO_2 Heaters

Thermostat set at 174° F - 205° F



120V AC 50/60hz100 Watt
The most ECONOMICAL Thermostatic controlled CO_2 Heater, designed to prevent CO_2 regulator Freeze-Up. Extends life of regulator/flowmeter and prevents porosity in welds from loss of shield gas in frozen regulator. Easily installed between CO_2 cylinder valve and flowmeter.
Also Available In 240V AC 50/60hz.

PROFAX NO.	GAS SERVICE	CGA INLET
CO2 HEATER	CO_2	320

Platinum 500 Amp MIG Gun

PROFAX

PROFAX NO.	DESCRIPTION	TIP I.D.
15H35	Contact tip .035	.044
15H45	Contact tip .045	.054
15H52	Contact tip .052	.064
15H116	Contact tip 1/16"	.073
15H564	Contact tip 5/64"	.090
15H332	Contact tip 3/32"	.106
15H764	Contact tip 7/64"	.120
15H18	Contact tip 1/8"	.140
15AH364	Contact tip 3/64"	.059
15AH116	Contact tip 1/16"	.078

Standard tip series

15HFC35	Contact tip .035	.044
15HFC45	Contact tip .045	.054
15HFC52	Contact tip .052	.064
15HFC116	Contact tip 1/16"	.073
15HFC564	Contact tip 5/64"	.090
15HFC332	Contact tip 3/32"	.106
15HFC764	Contact tip 7/64"	.120
15HFC18	Contact tip 1/8"	.140
15AHFC364	Contact tip 3/64"	.059
15AHFC116	Contact tip 1/16"	.078

25CT-50 Nozzle 1/2"
(Coarse thread - fixed nozzle - used with 35CT nozzle insulator)

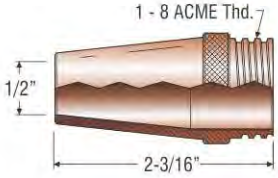

25CT-62 Nozzle 5/8"
(Coarse thread - fixed nozzle - used with 35CT nozzle insulator)

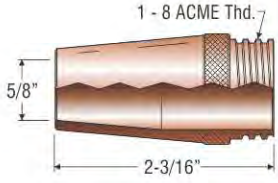

25CT-75 Nozzle 3/4"
(Coarse thread - fixed nozzle - used with 35CT nozzle insulator)

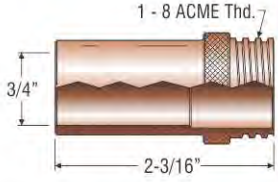

PROFAX NO.	DESCRIPTION
25I-62	Nozzle 5/8"

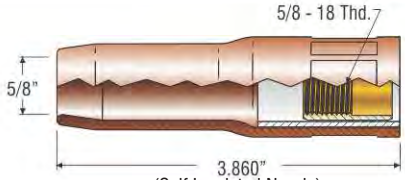

(Self Insulated Nozzle)

25I-75	Nozzle 3/4"

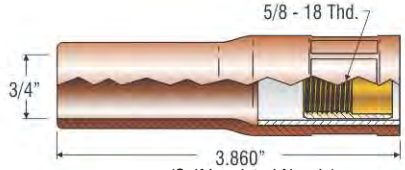

(Self Insulated Nozzle)

35CT	Insulator

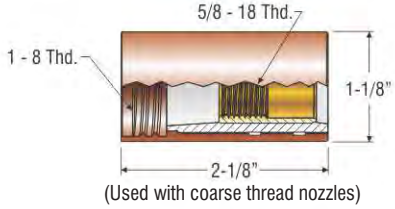

(Used with coarse thread nozzles)

35CT-HT	Insulator

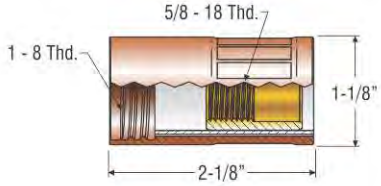

Special for hi temp applications.

55	Gas diffuser (Used with 45N-116, 45-564 conduits)
55SW	Gas Diffuser (Used with 45-3545, 45-116 conduits)
55H	Gas Diffuser (Used with 45H-332, 45H-764 conduits)

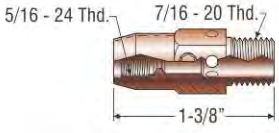

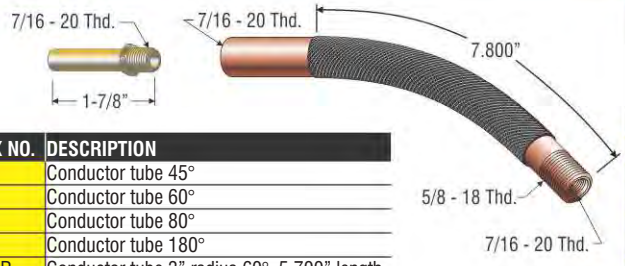

PROFAX NO.	DESCRIPTION
65-45	Conductor tube 45°
65-60	Conductor tube 60°
65-80	Conductor tube 80°
65-180	Conductor tube 180°
65-60-3R	Conductor tube 3" radius 60°, 5.700" length
65N	Nipple - included

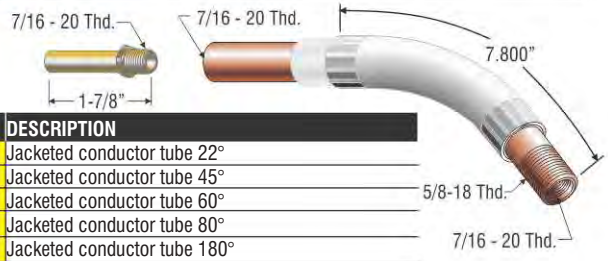

PROFAX NO.	DESCRIPTION
65-22J	Jacketed conductor tube 22°
65-45J	Jacketed conductor tube 45°
65-60J	Jacketed conductor tube 60°
65-80J	Jacketed conductor tube 80°
65-180J	Jacketed conductor tube 180°
65-60-3RJ	Jacketed conductor tube 3" radius 60°, 5.700" length
65N	Nipple - included

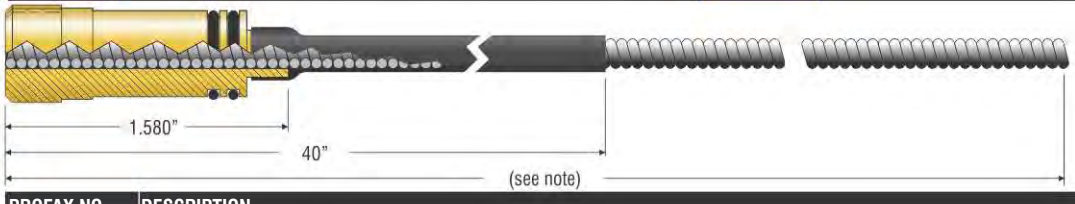

Note:
15' wire conduit assembly (16' - 0" o.a.l.)
25' wire conduit assembly (26' - 0" o.a.l.)

PROFAX NO.	DESCRIPTION		I.D.	O.D.
45-3545-15	15' wire conduit assembly — used with .035-.045 diameter wire	Use with 55SW gas diffuser	.067	.187
45-116-15	15' wire conduit assembly — used with .052-1/16" diameter wire	Use with 55SW gas diffuser	.078	.187
45-564-15	15' wire conduit assembly — used with 5/64" diameter wire	Use with 55 gas diffuser	.105	.237
45H-332-15	15' wire conduit assembly — used with 3/32" diameter wire	Use with 55H gas diffuser	.125	.267
45H-764-15	15' wire conduit assembly — used with 7/64" diameter wire	Use with 55H gas diffuser	.135	.267
45-3545-25	25' wire conduit assembly — used with .035-.045 diameter wire	Use with 55SW gas diffuser	.067	.187
45-116-25	25' wire conduit assembly — used with .052-1/16" diameter wire	Use with 55SW gas diffuser	.078	.187
45-564-25	25' wire conduit assembly — used with 5/64" diameter wire	Use with 55 gas diffuser	.105	.237

The following direct connects are available by placing the letters shown below before the gun package number.
Example: add an "M" to 500-3545-10; eg **M500-3545-10 is now a Miller® direct connect gun.**

Direct Connects

LN-Lincoln®: LN7, LN8, LN9, LN25, LN742, and Synergic 7. Also LN10, DH10, & STT10 with K1500-1 installed.

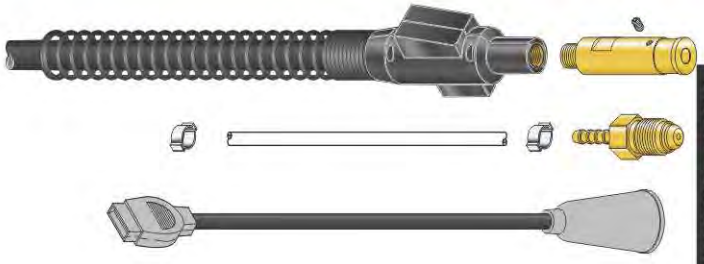

M-Miller®: 8VS, 12RC and 12VS, R115, S21E, S22A, S32, Super 32, and all 50, 60, 72, and 74 series feeders.

Direct Mount Conversion Kits

Standard: TAK-500

NO.	PROFAX NO.	DESCRIPTION
1.	R175-T	Connector - Standard PROFAX
2.	AK-354	Control cord

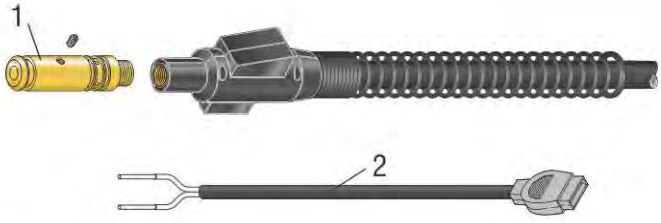

Miller®: MAK-500

NO.	PROFAX NO.	DESCRIPTION
1.	R175M-N	Nipple for Miller® connection
2.	R175-M	Connector for Miller®
3.	MSAK-354	Control cord

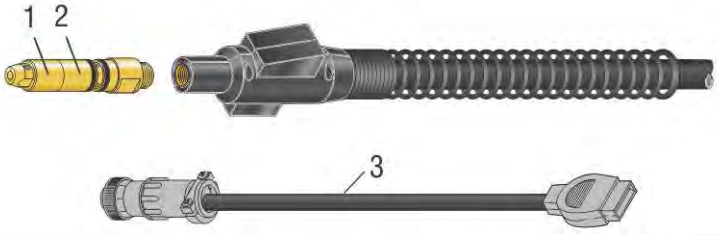

Lincoln®: LAK-500

NO.	PROFAX NO.	DESCRIPTION
1.	R175-LC	Connector for Lincoln®
2.	35-170-5	Gas nipple
3.	MSAK-353	Gas hose w/grommet
4.	LAK-354	Control cord
5.	AK-353-2A	Gas hose clamp (2)
6.	1245	Gland
7.	1255	Nut

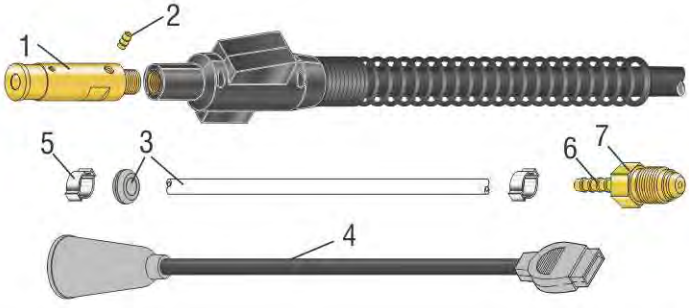

Conversion kits to convert the 500 amp MIG gun to direct mount.
Includes connector plug, electrical cord w/plug, and gas hose (If required).

TAK-500 **Lincoln®:** LN10, DH10, & STT10 w/O.E.M. K1500-3 Installed. (Requires LAK-354)
MAK-500 **Miller®**: S21E, S22A, S32, Super 32, and all 50, 60, 72, and 74 series feeders.
LAK-500 **Lincoln®**: LN7, LN8, LN9, LN25, LN742, and Synergic 7. Also Lincoln® LN10, DH10, & STT10 w/O.E.M. K1500-1 installed.

***For adapter kits for other style feeders see page 88.**

400 Amp AMT Machine Torch

Standard Features
- *Totally rebuildable*
- *Economical replacement components*
- *Wide variety of wire sizes*
- *Extra flexible cable*
- *Adapter kits available for most wire feeders*
- *Optional remote start control available*

*Special length guns available on request.

PROFAX NO.	DESCRIPTION
64AMT-174	400 amp body w/plug (for use with 12" units)
64SAMT-174	400 amp short body w/plug (for use with 8-3/4" units)
64AMTN	400 amp body w/nipple (for use w/cable hose type units)
64SAMTN	400 amp short body w/nipple



DESCRIPTION

The 400 Amp AMT Machine Torch available in 2', 4', 6', 8', 10', 12', 15', 20', and 25' cable assemblies and is capable of running .035 through 5/64" wire. Direct mount guns available upon request for most manufacture's feeders. See next page.

PROFAX NO.	DESCRIPTION
RSCLN-15	Remote start control 15' Lincoln®
RSCLN-25	Remote start control 25' Lincoln®

PROFAX NO.	DESCRIPTION
RSCM-15	Remote start control 15' Miller®
RSCM-25	Remote start control 25' Miller®

Standard AMT Torch

SAMT Torch

Complete 400 Amp AMT Machine Torch Packages

2'	4'	6'	8'	10'	12'	15'	20'	25'
AMT400-3545-2	AMT400-3545-4	AMT400-3545-6	AMT400-3545-8	AMT400-3545-10	AMT400-3545-12	AMT400-3545-15	AMT400-3545-20	AMT400-3545-25
AMT400-116-2	AMT400-116-4	AMT400-116-6	AMT400-116-8	AMT400-116-10	AMT400-116-12	AMT400-116-15	AMT400-116-20	AMT400-116-25
AMT400-564-2	AMT400-564-4	AMT400-564-6	AMT400-564-8	AMT400-564-10	AMT400-564-12	AMT400-564-15	AMT400-564-20	---

*Special length guns available on request.

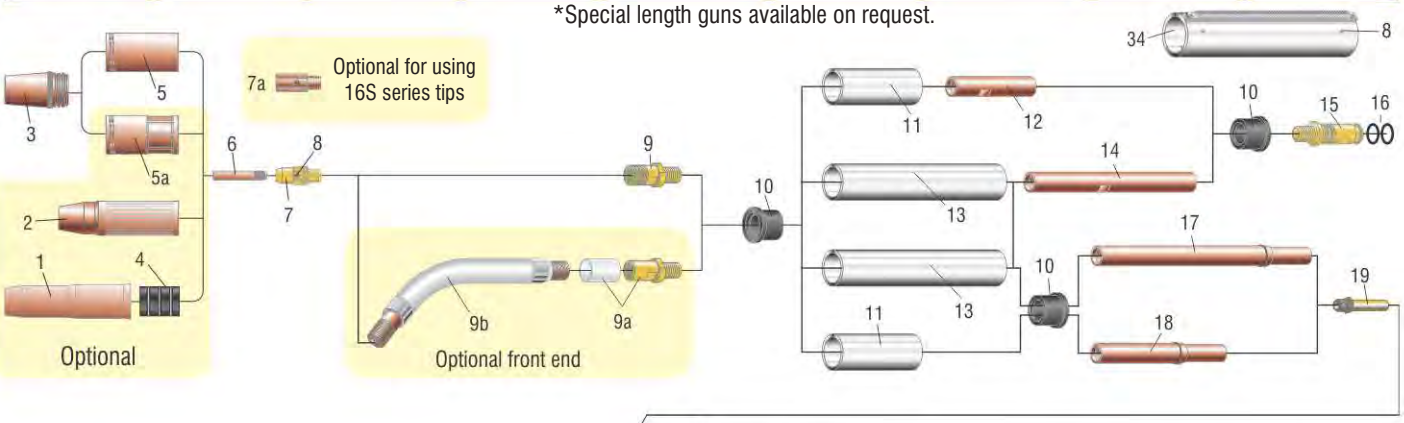

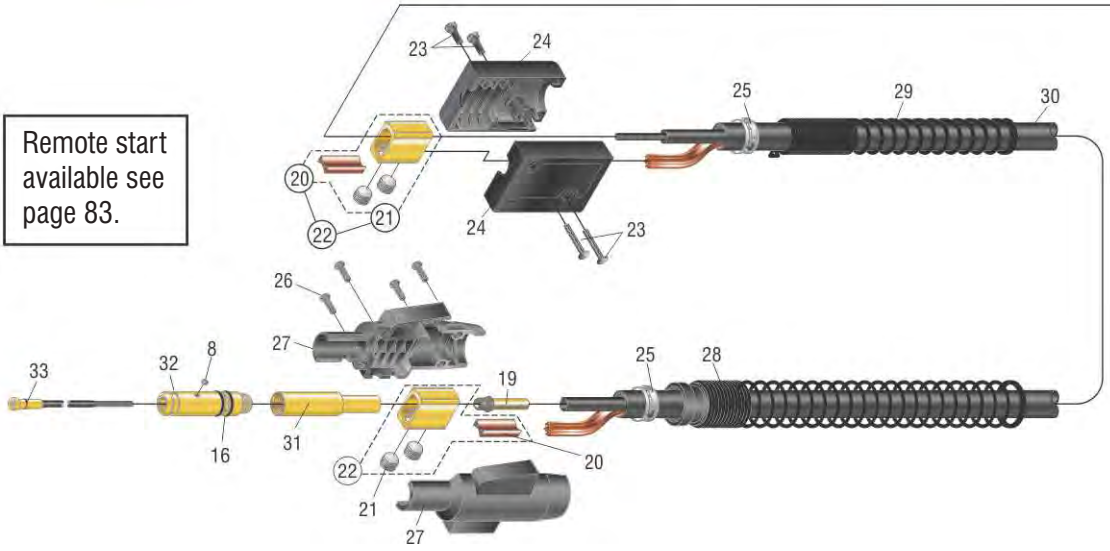

AL-300-25
7/32" hex wrench

44-25
5/64" hex wrench

Remote start available see page 83.

400 Amp AMT Machine Torch Parts List

NO.	PROFAX NO.	DESCRIPTION
1.	24A50	Nozzle 1/2", adj. use w/ 34A
	24A62	Nozzle 5/8", adj. use w/ 34A
	24A75	Nozzle 3/4", adj. use w/ 34A
	24A50SS	Nozzle 1/2", short stop, adj. use w/34A
	24A62SS	Nozzle 5/8", short stop, adj. use w/34A
	24A75SS	Nozzle 3/4", short stop, adj. use w/34A
	24AH50	Nozzle 1/2", heavy duty, adj. use w/34A
	24AH62	Nozzle 5/8", heavy duty, adj. use w/34A
	24AH75	Nozzle 3/4", heavy duty, adj. use w/34A
2.	23-37	Nozzle 3/8", self insulated
	23-50	Nozzle 1/2", self insulated
	23-62	Nozzle 5/8", self insulated
	23-75	Nozzle 3/4", self insulated
	23H50	Nozzle 1/2", heavy duty, self insulated
	23H62	Nozzle 5/8", heavy duty, self insulated
	23-37F	Nozzle 3/8", self insulated, flush
	23-50F	Nozzle 1/2", self insulated, flush
	23-62F	Nozzle 5/8", self insulated, flush
	23-75F	Nozzle 3/4", self insulated, flush
	23T37	Nozzle 3/8", self insulated, tapered
3.	24CT50F	Nozzle 1/2", use w/34CT
	24CT62F	Nozzle 5/8", use w/34CT
	24CT75F	Nozzle 3/4", use w/34CT
	24CT37S	Nozzle 3/8", use w/34CT
	24CT50S	Nozzle 1/2", use w/34CT
	24CT62S	Nozzle 5/8", use w/34CT **(standard)**
	24CT75S	Nozzle 3/4", use w/34CT
4.	34A	Insulator
5.	34CT	Insulator w/coarse thread nozzle **(standard)**
5a.	34CT-HT	Insulator, high temp
6.	14-23	Contact tip .023
	14-30	Contact tip .030
	14-35	Contact tip .035
	14-40	Contact tip .040
	14-45	Contact tip .045
	14-52	Contact tip .052
	14-116	Contact tip 1/16"
	14-564	Contact tip 5/64"
	14A364	Contact tip 3/64"(for aluminum)
	14A116	Contact tip 1/16"(for aluminum)
	14H30	Contact tip .030, heavy duty
	14H35	Contact tip .035, heavy duty
	14H40	Contact tip .040, heavy duty
	14H45	Contact tip .045, heavy duty
	14H52	Contact tip .052, heavy duty
	14H116	Contact tip 1/16", heavy duty
	14H564	Contact tip 5/64", heavy duty
	14AH364	Contact tip 3/64", heavy duty (for aluminum)
	14AH116	Contact tip 1/16", heavy duty (for aluminum)
	14HT35	Contact Tip .035, heavy duty tapered
	14HT40	Contact Tip .040, heavy duty tapered
	14HT45	Contact Tip .045, heavy duty tapered
	14HT52	Contact Tip .052, heavy duty tapered
	14HT116	Contact Tip 1/16", heavy duty tapered
	14HT564	Contact Tip 5/64", heavy duty tapered
	14T23	Contact tip .023 tapered
	14T30	Contact tip .030 tapered
	14T35	Contact tip .035 tapered
	14T40	Contact tip .040 tapered
	14T45	Contact tip .045 tapered
	14T52	Contact tip .052 tapered
	14T116	Contact tip 1/16" tapered
7.	54A	Gas diffuser **(standard)**
	54C	Gas diffuser, copper
7a.	54A16	Gas diffuser for 16S series tips

Standard tip series

TO ORDER DIRECT CONNECT AMT MACHINE TORCHES

Standard -	"***PROFAX***" rear adapter. e.g. AMT400-3545-15
Lincoln® Direct -	Add an **LN** e.g. AMT**LN**400-3545-15
Miller® Direct	Add an **M**. e.g. AMT**M**400-3545-15
Euro-Quick	Add an **X**. e.g. AMT**X**400-3545-15.

SEE PAGE 76 FOR MORE DETAILS ON DIRECT CONNECTS
SEE PAGE 88 FOR ADAPTER KITS

NO.	PROFAX NO.	DESCRIPTION
8.	44C	Set screw for gas diffuser and conduit
9.	54AMT	400 amp head
9a.	54TAMT	400 amp head for gooseneck - optional
9b.	405-22	Gooseneck 22° optional
	405-45	Gooseneck 45° optional
	405-60	Gooseneck 60° optional
	405-180	Gooseneck 180° optional
10.	45IN	Insulator (2 req'd)
11.	45OTS	Outer tube short
12.	45ITPS	Short internal tube (plug)
13.	45OTL	Outer tube long
14.	45ITPL	Long internal tube (plug)
15.	174AMT	400 amp plug
16.	224	O-ring
17.	64ITNL	Internal tube long (w/18-480 snap ring)
18.	64ITNS	Internal tube short (w/18-480 snap ring)
19.	64N	Nipple
20.	114	Separator
21.	A-532-24	9/16-18 ball point screws
22.	104	Cable connector block assembly
23.	125FM	Binder screws for connector block
24.	185	Connector block w/binder screws
25.	134-14	Clamp - connector block
26.	R185-SC	Screws for housing (4)
27.	R185-H	Housing
28.	R185-S	Spring
29.	144-6S	Spring strain relief
30.	400-10	10' replacement cable assembly
	400-12	12' replacement cable assembly
	400-15	15' replacement cable assembly
	400-20	20' replacement cable assembly
	400-25	25' replacement cable assembly
	400K	Cable, bulk (per foot)
	400CK	Cloth wrapped cable, bulk (per foot) for guns longer than 15'
31.	R174-UA	Standard connector plug w/64N
	R174-UAG	Connector plug with gas hole w/64N
32.	R174-E	Connector, Esab®
	R174-H	Connector, Hobart®
	R174-L	Connector, Lincoln®
	R174-M	Connector, Miller®
	R174-T	Connector, PROFAX
33.	44-3545-1	1' wire conduit assy. used with .035-.045 dia. wire
	44-116-1	1' wire conduit assy. used with .052-1/16" dia. wire
	44-564-1	1' wire conduit assy. used with 5/64" dia. wire
	44-3545-15	15' wire conduit assy. used with .035-.045 dia. wire
	44-116-15	15' wire conduit assy. used with .052-1/16" dia. wire
	44-564-15	15' wire conduit assy. used with 5/64" dia. wire
	44N-3545-15	15' nylon lined conduit assy. used with (aluminum).035-3/64"
	44N-116-15	15' nylon lined conduit assy. used with (aluminum) 1/16"
	44-3545-25	25' wire conduit assy. used with .035-.045 dia. wire
	44-116-25	25' wire conduit assy. used with 1/16" dia. wire
34.	24PAMT	Barrel w/rack 24 pitch (Optional)
	32PAMT	Barrel w/rack 32 pitch (Optional)
35.	60031801-1	AMT torch holder 1-3/8" x 32 pitch

Optional: Remote Start Switch

Lincoln® Style

Miller® Style

PROFAX NO.	DESCRIPTION
RSCLN-15	15 feet
RSCLN-25	25 feet

PROFAX NO.	DESCRIPTION
RSCM-15	15 feet
RSCM-25	25 feet

Optional: Torch Mount

HD450 Amp AMT Heavy Duty Machine Torch

PROFAX NO.	DESCRIPTION
HD64AMT-174	450 amp body w/plug - for use with 12” units.
HD64SAMT-174	450 amp short body w/plug - for use with 8-3/4” units.
HD64AMTN	450 amp body w/nipple - for use with cable hose type units.
HD64SAMTN	450 amp short body w/nipple - for use with cable hose type units.

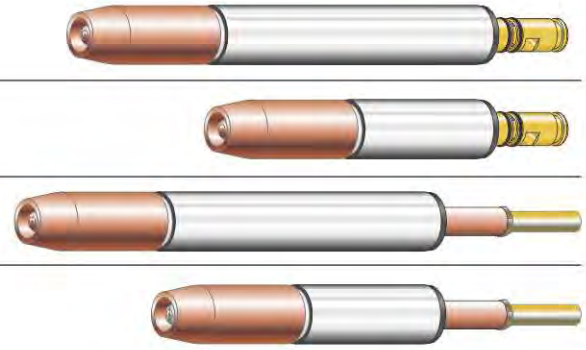

Standard Features

- *Totally rebuildable • Extra flexible cable • Economical replacement components*
- *Wide variety of wire sizes • Adapter kits available for most wire feeders*
- *Optional remote start control available*

*Special length guns available on request.

DESCRIPTION

The HD450 Amp AMT Machine Torch is available in 2’, 4’, 6’, 8’, 10’, 12’, 15’, 20’, and 25’ cable assemblies and is capable of running .035 through 5/64” wire . Direct mount guns available upon request for most manufacture’s feeders.

HD450 AMT Machine Torch

Standard HDAMT Torch

HDSAMT Torch

Complete HD450 Amp AMT Machine Torch Packages

2’	4’	6’	8’	10’	12’	15’	20’	25’
HDAMT450-3545-2	HDAMT450-3545-4	HDAMT450-3545-6	HDAMT450-3545-8	HDAMT450-3545-10	HDAMT450-3545-12	HDAMT450-3545-15	HDAMT450-3545-20	HDAMT450-3545-25
HDAMT450-116-2	HDAMT450-116-4	HDAMT450-116-6	HDAMT450-116-8	HDAMT450-116-10	HDAMT450-116-12	HDAMT450-116-15	HDAMT450-116-20	HDAMT450-116-25
HDAMT450-564-2	HDAMT450-564-4	HDAMT450-564-6	HDAMT450-564-8	HDAMT450-564-10	HDAMT450-564-12	HDAMT450-564-15	HDAMT450-564-20	HDAMT450-564-25

TO ORDER DIRECT CONNECT HDAMT MACHINE TORCHES

Standard - “***PROFAX***” rear adapter. e.g. HDAMT450-3545-15
Lincoln® Direct - Add an **L** e.g. HDAMT**L**450-3545-15
Miller® Direct Add an **M**. e.g. HDAMT**M**450-3545-15
Euro-Quick Add an **X**. e.g. HDAMT**X**450-3545-15

TO ORDER DIRECT CONNECT HDSAMT MACHINE TORCHES

Standard - “***PROFAX***” rear adapter. e.g. HDSAMT450-3545-15
Lincoln® Direct - Add an **L** e.g. HDSAMT**L**450-3545-15
Miller® Direct Add an **M**. e.g. HDSAMT**M**450-3545-15
Euro-Quick Add an **X**. e.g. HDSAMT**X**450-3545-15

SEE PAGE 76 for more details on direct connects
SEE PAGE 88 for adapter kits

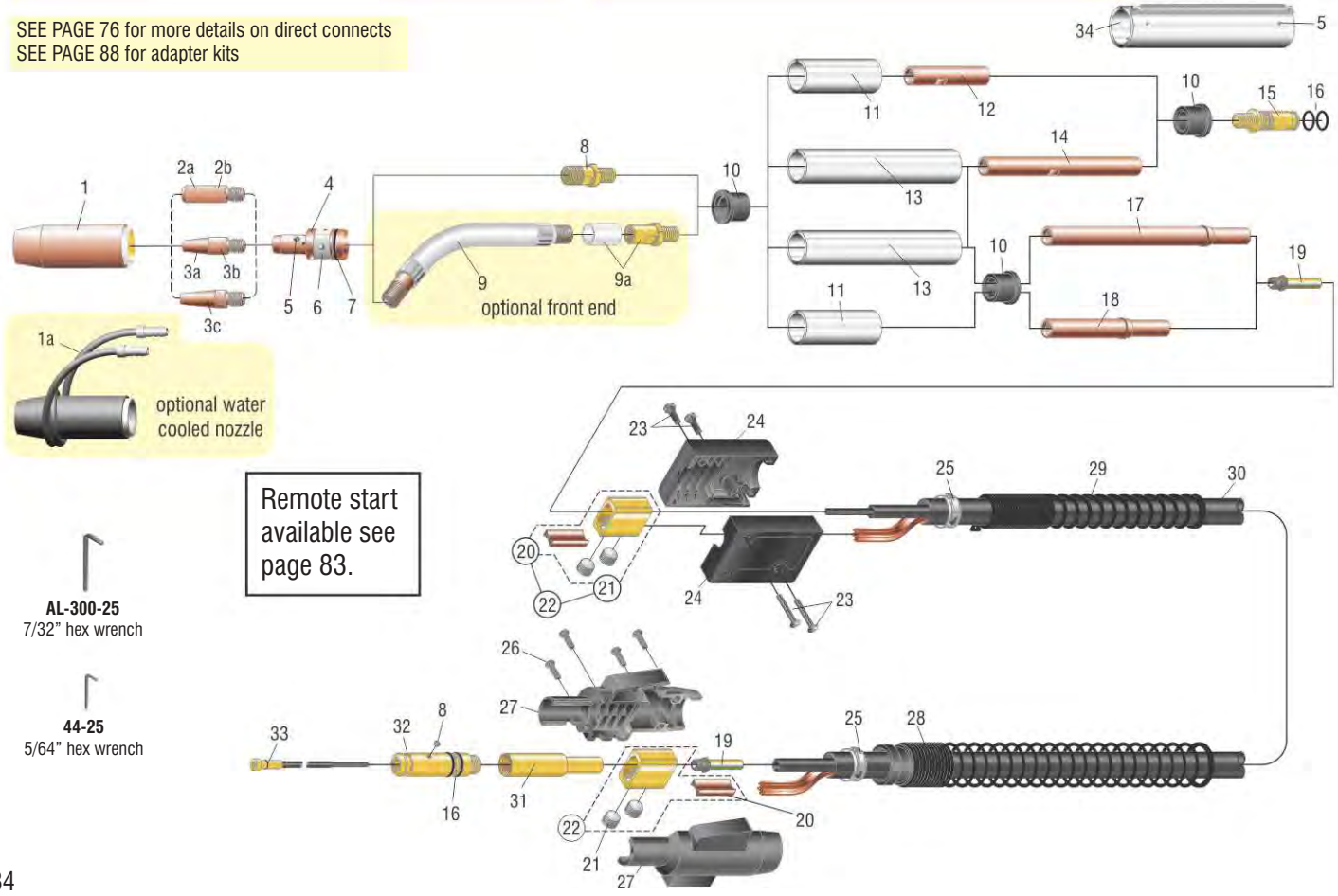

Remote start available see page 83.

AL-300-25
7/32” hex wrench

44-25
5/64” hex wrench

HD450 Amp AMT Heavy Duty Machine Torch Parts List

PROFAX NO.	DESCRIPTION	TIP I.D.
17S-30	Contact tip .030	.040
17S-35	Contact tip .035	.044
17S-40	Contact tip .040	.049
17S-45	Contact tip .045	.054
17AS-364	Contact tip 3/64" aluminum	.060
17S-52	Contact tip .052	.064
17S-116	Contact tip 1/16"	.073
17AS-116	Contact tip 1/16" aluminum	.078
17S-564	Contact tip 5/64"	.093
17ST-30	Contact tip .030	.040
17ST-35	Contact tip .035	.044
17ST-40	Contact tip .040	.049
17ST-45	Contact tip .045	.054
17ST-52	Contact tip .052	.064
17ST-116	Contact tip 1/16"	.073
17ST-564	Contact tip 5/64"	.093
17SLT-35	Contact tip .035	.044
17SLT-40	Contact tip .040	.049
17SLT-45	Contact tip .045	.054
17SLT-52	Contact tip .052	.064
17SLT-116	Contact tip 1/16"	.073
17SLT-564	Contact tip 5/64"	.093
16S-30	Contact tip .030	.040
16S-35	Contact tip .035	.044
16S-40	Contact tip .040	.049
16S-45	Contact tip .045	.054
16S-52	Contact tip .052	.064
16S-116	Contact tip 1/16"	.073
16S-564	Contact tip 5/64"	.093
16ST-30	Contact tip .030	.040
16ST-35	Contact tip .035	.044
16ST-40	Contact tip .040	.049
16ST-45	Contact tip .045	.054
16ST-52	Contact tip .052	.064
16ST-116	Contact tip 1/16"	.073
16ST-564	Contact tip 5/64"	.093

Recessed M8 - 1.25 Thd.



***Standard tip shipped with gun.**

Recessed M8 - 1.25 Thd.



Recessed M8 - 1.25 Thd.



(Use with 27T38 nozzle)

Flush M8 - 1.25 Thd.

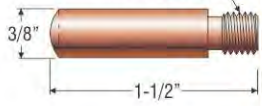

Flush M8 - 1.25 Thd.



PROFAX NO.	DESCRIPTION
27T38	Tapered nozzle 3/8" (brass)
27TC38	Tapered nozzle 3/8" (copper)
27T50	Nozzle 1/2"
27K50	M.D. Nozzle 1/2"
27S50	H.D. Nozzle 1/2"
27K62	M.D. Nozzle 5/8"
27S62	H.D. Nozzle 5/8"
27S75	H.D. Nozzle 3/4"

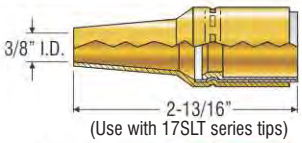

(Use with 17SLT series tips)

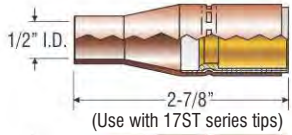

(Use with 17ST series tips)

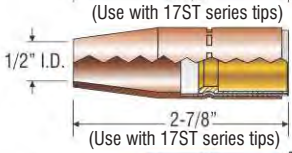

(Use with 17ST series tips)

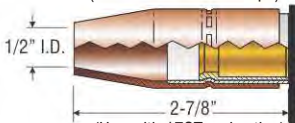

(Use with 17ST series tips)

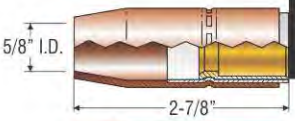

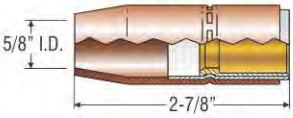

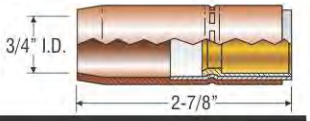

NO.	PROFAX NO.	DESCRIPTION
1.	27S50	Heavy duty nozzle 1/2" (copper)
	27S62	Heavy duty nozzle 5/8" (copper) (**standard**)
	27S75	Heavy duty nozzle 3/4" (copper)
	27T38	Tapered nozzle 3/8" (brass)
	27TC38	Tapered nozzle 3/8" (copper)
	27T50	Nozzle 1/2" bottle (copper)
	27T50HD	Heavy duty nozzle 1/2" bottle (copper)see pg. 74 for drawing
	27K50	Medium duty nozzle 1/2" (copper)
	27K62	Medium duty nozzle 5/8" (copper)
1a.	27S50WC	Optional water cooled nozzle 1/2" (copper)
	27S62WC	Optional water cooled nozzle 5/8" (copper)
	27S75WC	Optional water cooled nozzle 3/4" (copper)
2a.	17S	See chart (**standard**)
2b.	16S	See chart
3a.	17ST	See chart
3b.	16ST	See chart
3c.	17SLT	Contact tip use with 27T38 nozzle
4.	57HD	Heavy duty Gas diffuser
5.	44C	Set screw for gas diffuser/conduit
6.	240	Retaining ring
7.	260	O-ring
8.	54AMTHD	Heavy duty 450 amp head (**standard**)
9.	405-22HD	Heavy duty Gooseneck 22° optional
	405-45HD	Heavy duty Gooseneck 45° optional
	405-60HD	Heavy duty Gooseneck 60° optional
	405-180HD	Heavy duty Gooseneck 180° optional
9a.	54TAMT	Head for gooseneck - optional
10.	45IN	Insulator (2 req'd)
11.	45OTS	Outer tube short
12.	45ITPS	Short internal tube (plug)
13.	45OTL	Outer tube long
14.	45ITPL	Long internal tube (plug)
15.	174AMT	Plug
16.	224	O-ring
17.	64ITNL	Internal tube long (w/18-480 snap ring)
18.	64ITNS	Internal tube short (w/18-480 snap ring)
19.	64N	Nipple
20.	114	Separator

NO.	PROFAX NO.	DESCRIPTION
21.	A-532-24	9/16-18 ball point screws
22.	104	Cable connector block assembly
23.	125FM	Binder screws for connector block
24.	185	Connector block w/binder screws
25.	134-14	Clamp - connector block
26.	R185-SC	Screws for housing (4)
27.	R185-H	Housing
28.	R185-S	Spring
29.	144-6S	Spring strain relief for handle
30.	450-2	2' replacement heavy duty cable assembly
	450-4	4' replacement heavy duty cable assembly
	450-6	6' replacement heavy duty cable assembly
	450-8	8' replacement heavy duty cable assembly
	450-10	10' replacement heavy duty cable assembly
	450-12	12' replacement heavy duty cable assembly
	450-15	15' replacement heavy duty cable assembly
	450-20	20' replacement heavy duty cable assembly
	450-25	25' replacement heavy duty cable assembly
31.	R174-UA	Standard connector plug w/64N
	R174-UAG	Connector plug with gas hole w/64N
32.	R174-T	Connector, PROFAX
	R174-L	Connector, Lincoln®
	R174-M	Connector, Miller®
33.	44-3545-1	1' wire conduit assy. used with .035-.045 dia. wire
	44-116-1	1' wire conduit assy. used with .052-1/16" dia. wire
	44-564-1	1' wire conduit assy. used with 5/64" dia. wire
	44-3545-15	15' wire conduit assy. used with .035-.045 dia. wire
	44-116-15	15' wire conduit assy. used with .052-1/16" dia. wire
	44-564-15	15' wire conduit assy. used with 5/64" dia. wire
	44N-3545-15	15' nylon lined conduit assy. used with(aluminum).035-.047
	44N-116-15	15' nylon lined conduit assy. used with (aluminum)1/16"
	44-3545-25	25' wire conduit assy. used with .035-.045 dia. wire
	44-116-25	25' wire conduit assy. used with .052-1/16" dia. wire
	44-564-25	25' wire conduit assy. used with 5/64" dia. wire
34.	24PAMT	Barrel w/rack 24 pitch (Optional)
	32PAMT	Barrel w/rack 32 pitch (Optional)

500 Amp AMT Machine Torch

PROFAX NO.	DESCRIPTION
65AMT-175	500 amp body w/plug - for use with 12” units.
65MAMT-175	500 amp miniature body
65SAMT-175	500 amp short body w/plug - for use with 8-3/4” units.
65AMTN	500 amp body w/nipple - for use with cable hose type units.
65SAMTN	500 amp short body w/nipple - for use with cable hose type units.

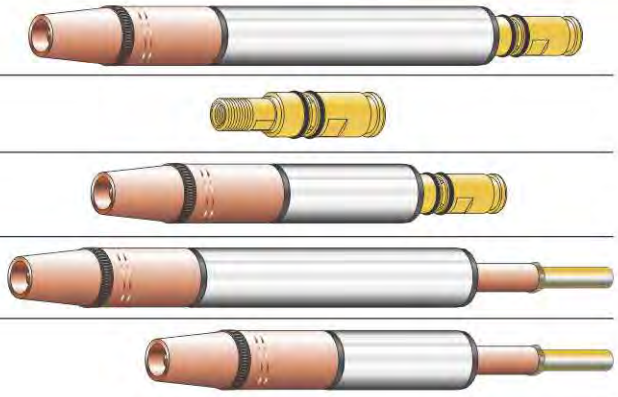

Standard Features

- *Totally rebuildable • Extra flexible cable • Economical replacement components*
- *Wide variety of wire sizes • Adapter kits available for most wire feeders*
- *Optional remote start control available*

*Special length guns available on request.

DESCRIPTION

The 500 Amp AMT Mig Gun is available in 2’, 4’, 6’, 8’, 10’, 12’, 15’, 20’ and 25’ cable assemblies and is capable of running .035 through 7/64” wire. Direct mount guns available upon request for most manufacture’s feeders.

Standard AMT Torch

SAMT Torch

Complete 500 Amp AMT Machine Torch Packages

2’	4’	6’	8’	10’	12’	15’	20’	25’
AMT500-3545-2	AMT500-3545-4	AMT500-3545-6	AMT500-3545-8	AMT500-3545-10	AMT500-3545-12	AMT500-3545-15	AMT500-3545-20	AMT500-3545-25
AMT500-116-2	AMT500-116-4	AMT500-116-6	AMT500-116-8	AMT500-116-10	AMT500-116-12	AMT500-116-15	AMT500-116-20	AMT500-116-25
AMT500-564-2	AMT500-564-4	AMT500-564-6	AMT500-564-8	AMT500-564-10	AMT500-564-12	AMT500-564-15	AMT500-564-20	AMT500-564-25
AMT500-332-2	AMT500-332-4	AMT500-332-6	AMT500-332-8	AMT500-332-10	AMT500-332-12	AMT500-332-15	---	---
AMT500-764-2	AMT500-764-4	AMT500-764-6	AMT500-764-8	AMT500-764-10	AMT500-764-12	AMT500-764-15	---	---

SEE PAGE 81 for more details on direct connects
SEE PAGE 88 for list of adapter kits

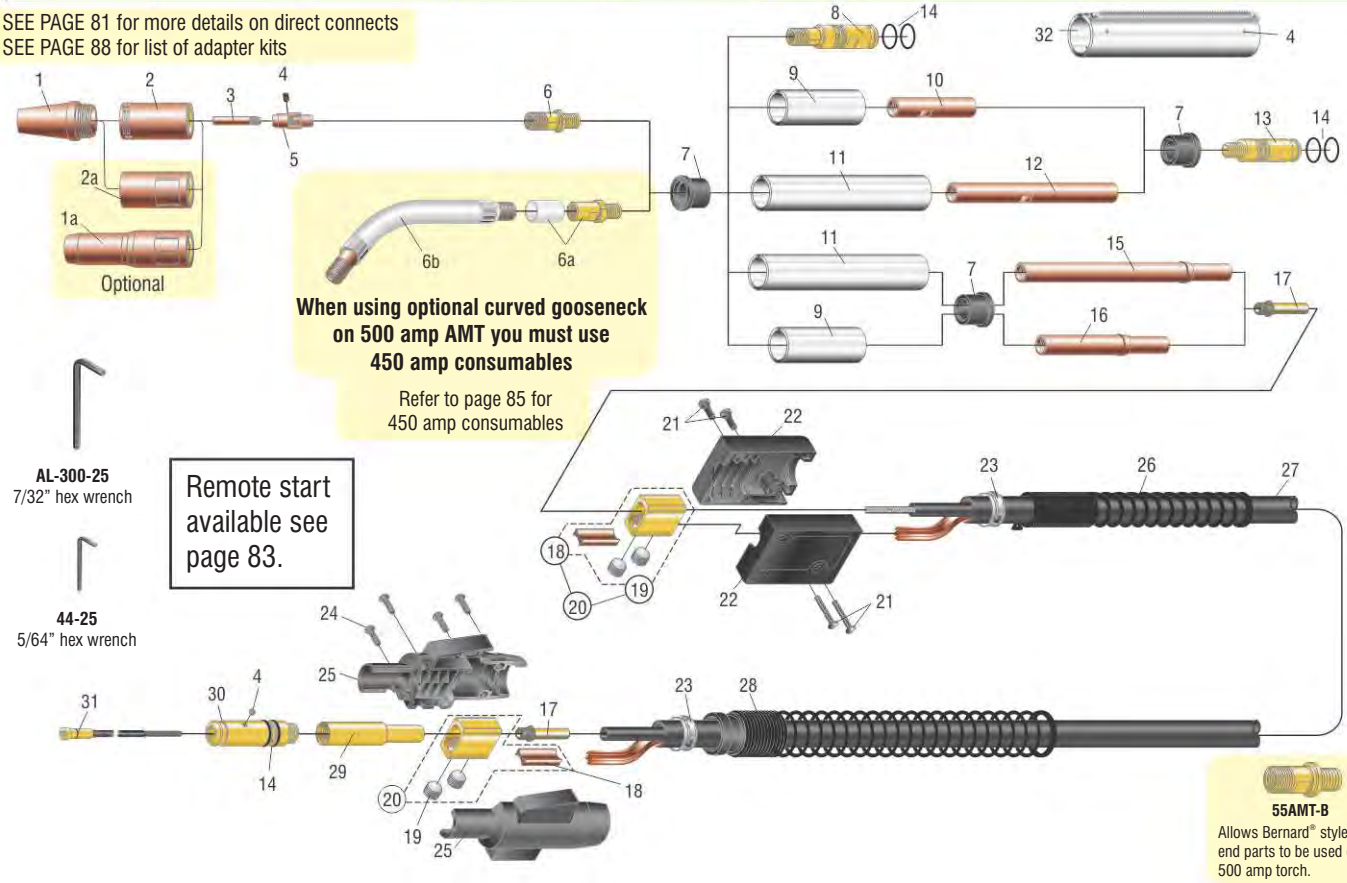

TO ORDER DIRECT CONNECT AMT MACHINE TORCHES

Lincoln® Direct -	Add an **LN** e.g. AMT**LN**500-3545-15
	All other Lincoln machines e.g. AMT500-3545-15
Miller® Direct	Add an **M**. e.g. AMT**M**500-3545-15

TO ORDER DIRECT CONNECT SAMT MACHINE TORCHES

Lincoln® Direct -	Add an **LN** e.g. SAMT**LN**500-3545-15
	All other Lincoln machines e.g. SAMT500-3545-15
Miller® Direct	Add an **M**. e.g. SAMT**M**500-3545-15

500 Amp AMT Machine Torch Parts List

NO.	PROFAX NO.	DESCRIPTION
1.	25CT-50	Nozzle 1/2", coarse thread
	25CT-62	Nozzle 5/8", coarse thread (**standard**)
	25CT-75	Nozzle 3/4", coarse thread
1a.	25I-62	Nozzle 5/8", self insulated
	25I-75	Nozzle 3/4", self insulated
2.	35CT	Insulator, use w/coarse thread nozzle (**standard**)
2a.	35CT-HT	Insulator, high temp
3.	15H35	Contact tip .035
	15H45	Contact tip .045
	15H52	Contact tip .052
	15H116	Contact tip 1/16"
	15H564	Contact tip 5/64"
	15H332	Contact tip 3/32"
	15H764	Contact tip 7/64"
	15AH364	Contact tip 3/64" (for aluminum)
	15AH116	Contact tip 1/16" (for aluminum)
	15HFC35	Contact tip .035
	15HFC45	Contact tip .045
	15HFC52	Contact tip .052
	15HFC116	Contact tip 1/16"
	15HFC564	Contact tip 5/64"
	15HFC332	Contact tip 3/32"
	15HFC764	Contact tip 7/64"
	15AHFC364	Contact tip 3/64" (for aluminum)
	15AHFC116	Contact tip 1/16" (for aluminum)
4.	44C	Set screw for gas diffuser and conduit
5.	55	Gas diffuser (5/64 wire)
	55H	Gas diffuser (3/32-7/64 wire)
	55SW	Gas diffuser (.035-1/16 wire)
6.	55AMT	500 amp head
6a.	54TAMT	Optional head for gooseneck
6b.	505-22	Gooseneck 22°
	505-45	Gooseneck 45°
	505-60	Gooseneck 60°
7.	45IN	Insulator (2 req'd)
8.	65MAMT-175	Miniature body
9.	45OTS	Outer tube short
10.	45ITPS	Short internal tube (plug)
11.	45OTL	Outer tube long
12.	45ITPL	Long internal tube (plug)
13.	175AMT	500 amp plug

Standard tip series

NO.	PROFAX NO.	DESCRIPTION
14.	225	O-ring
15.	65ITNL	Internal tube long (w/18-480 snap ring)
16.	65ITNS	Internal tube short (w/18-480 snap ring)
17.	65N	Nipple
18.	114	Separator
19.	A-532-24	9/16-18 ball point screws
20.	104	Cable connector block assembly
21.	125FM	Binder screws for connector block
22.	185	Connector block w/binder screws
23.	134-16	Clamp - connector block (2 req'd)
24.	R185-SC	Screws for housing (4)
25.	R185-H	Housing
26.	145-6S	Spring strain relief
27.	500-10	10' replacement cable assembly
	500-12	12' replacement cable assembly
	500-15	15' replacement cable assembly
	500-20	20' replacement cable assembly
	500-25	25' replacement cable assembly
	500CK	Cloth wrap replacement cable assy.(per foot)
28.	R185-S	Spring
29.	R175-UA	Standard connector plug w/65N
	R175-UAG	Connector plug with gas hole w/65N
30.	R175-T	Connector, standard
	R175-L	Connector, Lincoln®
	R175-M	Connector, Miller® (w/R175M-N nipple)
31.	45-3545-1	1' wire conduit assy. used w/.035-.045 dia. wire
	45-116-1	1' wire conduit assy. used w/.052-1/16" dia. wire
	45-564-1	1' wire conduit assy. used w/5/64" dia. wire
	45H-332-1	1' wire conduit assy. used w/3/32" dia. wire
	45H-764-1	1' wire conduit assy. used w/7/64" dia. wire
	45-3545-15	15' wire conduit assy. used w/.035-.045 dia. wire
	45-116-15	15' wire conduit assy. used w/.052-1/16" dia. wire
	45-564-15	15' wire conduit assy. used w/5/64" dia. wire
	45H-332-15	15' wire conduit assy. used w/3/32" dia. wire
	45H-764-15	15' wire conduit assy. used w/7/64" dia. wire
	45-3545-25	25' wire conduit assy. used w/.035-.045 dia. wire
	45-116-25	25' wire conduit assy. used w/.052-1/16" dia. wire
	45-564-25	25' wire conduit assy. used w/5/64" dia. wire
32.	24PAMT	Barrel w/rack 24 pitch (Optional)
	32PAMT	Barrel w/rack 32 pitch (Optional)

25SA-75 - Sub Arc Assembly

Designed for running Sub Arc with the 500 Amp AMT

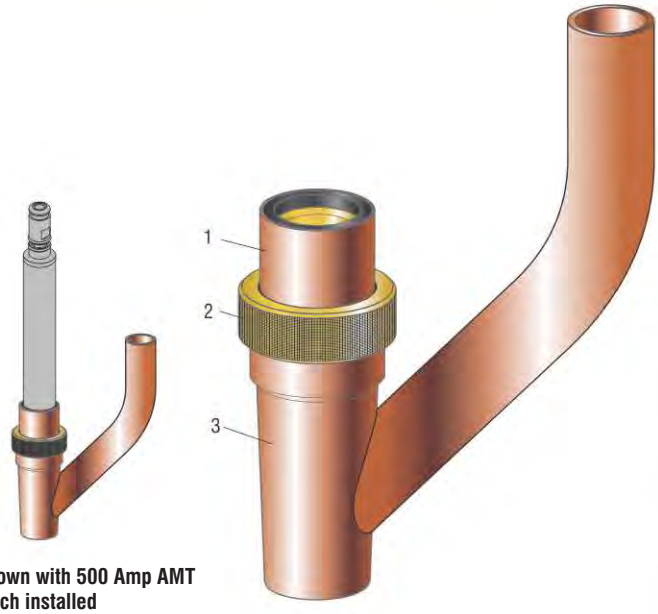

Shown with 500 Amp AMT Torch installed

NO.	PROFAX NO.	DESCRIPTION
1	25SA-75-2	Insulator
2	25SA-75-3	Nut
3	25SA-75-1	Nozzle

25NA-LS

For adapting the 500 Amp AMT to Lincoln® NA3, 4 and 5 heads for running wire with gas coverage

To order the adapter with 120VAC solenoid kit order 25NA-WS

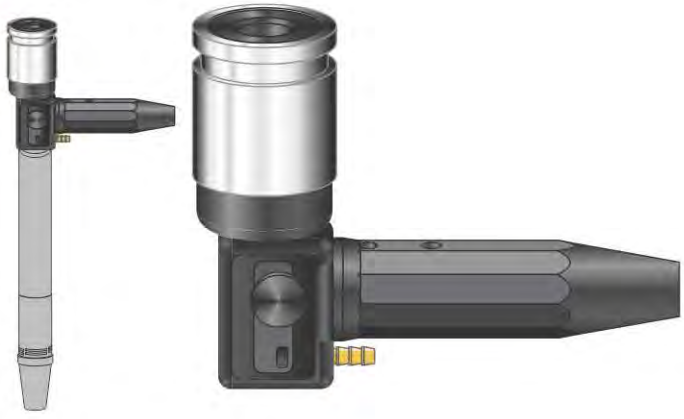

Shown with 500 Amp AMT Torch installed

PROFAX NO.	DESCRIPTION
25NA-LS	Adapter

Complete Adapter Kits for 180, 250, 400, 450 & 500 Amp Guns

PROFAX

	PROFAX NO.	DESCRIPTION
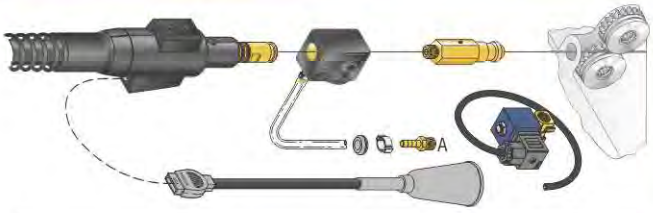	TLAK7-35 6TLAK7-35	***PROFAX 180, 250, 400 & 450 Amp MIG Guns*** Lincoln® LN7, LN8, LN9, and LN25 w/AC solenoid valve ***PROFAX 500 Amp MIG Gun*** Lincoln® LN7, LN8, LN9, and LN25 w/AC solenoid valve
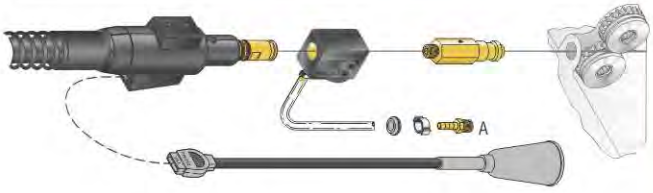	TLAK7-35-LS 6TLAK7-35-LS	***PROFAX 180, 250, 400 & 450 Amp MIG Guns*** Lincoln® SP150, SP200, LN7, LN8, LN9, and LN25 less solenoid valve **NOTE:** for LN25 Pro order gun with standard PROFAX back end and LAK 354 installed. ***PROFAX 500 Amp MIG Gun*** Lincoln® LN7, LN8, LN9, and LN25 less solenoid valve
	TAK-35-L23* 6TAK-35-L23*	***PROFAX 180, 250, 400 & 450 Amp MIG Guns*** Esab® (L-Tec/Linde®) Digamig, Mig 35, and SWM23 ***PROFAX 500 Amp MIG Gun*** Esab® (L-Tec/Linde®) Digamig, Mig 35, and SWM23
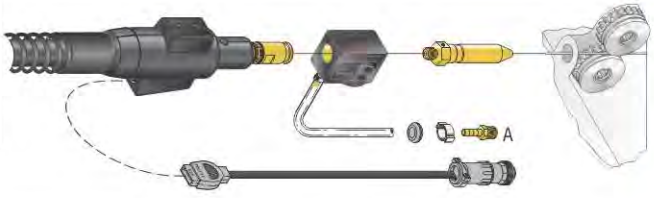	TMSAK-35 6TMSAK-35	***PROFAX 180, 250, 400 & 450 Amp MIG Guns*** Miller® Millermatic 141, 190, 200, 210, 211, 212, 250, 250x, 251, 252, 300, 350 and Vintage. 8VS, 12RC and 12VS, R115, S-22, S-32, Super 32, Extreme 12VS, and all 50, 60, 72, and 74 series feeders. ***PROFAX 500 Amp MIG Gun*** Miller® R115, S-22, S-32, Super 32, and all 50, 60, 72, and 74 series feeders
	TAK-35-MS* 6TAK-35-MS*	***PROFAX 180, 250, 400 & 450 Amp MIG Guns*** Miller® 10A, 10E, 30A, 30B, 30E, 70A, and 80A ***PROFAX 500 Amp MIG Gun*** Miller® 10A, 10E, 30A, 30B, 30E, 70A, and 80A
	TAK-35-HO*	***PROFAX 180, 250, 400 & 450 Amp MIG Guns*** Hobart® 27, 44, 70, 70S, AGH27, Dualmatic 27/70, H3S, H4S, H6S, Mega-Conds, and Portawire 55.
	TAK-35-L20*	***PROFAX 180, 250, 400 & 450 Amp MIG Guns*** Linde® SWM20, 34, 37, and AGA 200
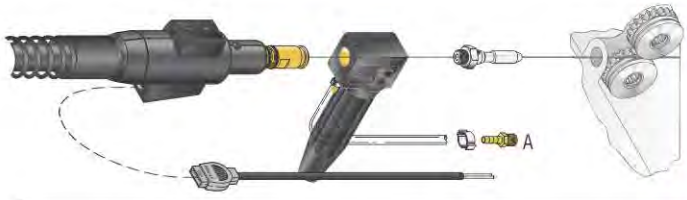	TAK-35-L31*	***PROFAX 180, 250, 400 & 450 Amp MIG Guns*** Linde® Mig 31, 31A, 32, SWM31, and SWM39

* - Without electrical plug on one end
A - Optional gas hose fitting

Adapter Plug Packages & Replacement Components

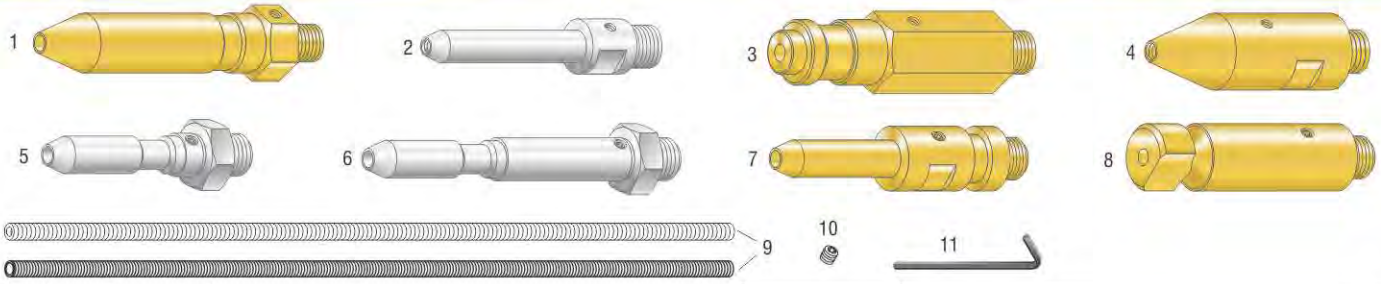

NO.	PROFAX NO.	DESCRIPTION
1.	TMSAK-352	Miller® Millermatic 200, 210, 212, 250, 250X, 251, 252,300, 350 & Vintage. S-22, S-32 and 50, 60, 72, and 74 series feeders. 8VS, 12RC and 12VS, Extreme 12VS, R115.
2.	TAK-352-MS	Miller® 10A, 10E, 30A, 30B, 30E, 70A, & 80A.
3.	TLAK-352	Lincoln® LN7, LN8, LN9, and LN25
4.	TAK-352-L23	Esab® (L-Tec/Linde®) (Digamig, Mig35, SWM23)
5.	TAK-352-L31	Linde/L-Tec® (SWM 31, 39, Mig 31, 31A, & Mig 32)
6.	TAK-352-L20	Linde/L-Tec® (SWM 20, 34, 37, AGA 200)
7.	TAK-352-HO	Hobart® wire guide outlet plug assembly
8.	TAK-352-P	Panasonic® Gunslinger 260

NO.	PROFAX NO.	DESCRIPTION
9.	TAK-352-18	Spring liner for adapter plug for 3/32" - 1/8" wire
	TAK-352-23	Liner for adapter plug for .023 wire
	TAK-352-3035	Liner for adapter plug for .030-035 wire
	TAK-352-3545	Liner for adapter plug for .035-045 wire*
	TAK-352-564	Liner for adapter plug for 5/64" wire*
	TAK-352-A116	Liner for adapter plug for 1/16" aluminum wire*
	TAK-352-A364	Liner for adapter plug for .035-3/64" aluminum wire
10.	44C	Set screw
11.	44-25	5/64" hex wrench (packed in all plug packages)
		***Packed in all plug packages**

Complete Adapter Kits

NO.	PROFAX NO.	DESCRIPTION
1.	AK-354	Control plug assembly (Standard Kits)
2.	LAK-354	Control plug assembly Lincoln®
3.	MSAK-354	Control plug assembly Miller®
4.	MK-353-24	Gas hose 24" long
5.	AK-353-2A	Gas hose clamp (2 req'd)
6.	AK-354-TA	Control plug assembly 8 pin Thermal Arc®
7.	HAK-354	Control plug assembly Hobart®
8.	24R-MBP	Connector sleeve
9.	A-14-24	Ball point screw
10.	PAK-1-3	Thumb screw
11.	35-170-5	Nipple 1/4" x 20
12.	2-5	Screw
13.	TAK-1	Adapter assembly 250 and 400 amp guns
	6TAK-1	Adapter assembly for 500 amp guns
14.	TLAK-1	Adapter assembly 250 and 400 amp guns
	6TLAK-1	Adapter assembly for 500 amp guns
15.	TLAK7-353-S	Gas solenoid valve assembly - 120 Volt AC
	MAK-353-S	Gas solenoid valve assembly - 24 Volt AC
16.	154-M	Screw (2 req'd)
17.	AK-353-2	1/4" NPT nipple adapter
18.	AK-353-2A	Gas hose clamps
19.	AK-353	Gas hose with 1/4" NPT nipple adapter
20.	TAK-351	Feeder end adapter kit with connector plug for 250 and 400 amp guns.
	6TAK-351	Feeder end adapter kit with connector plug for 500 amp guns.
21.	TLAK-351	Feeder end adapter kit with connector plug for 250 and 400 amp guns.
	6TLAK-351	Feeder end adapter kit with connector plug for 500 amp guns.



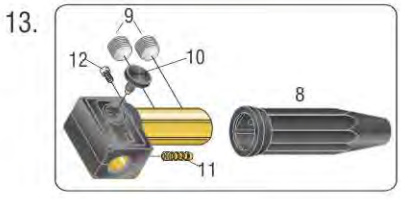



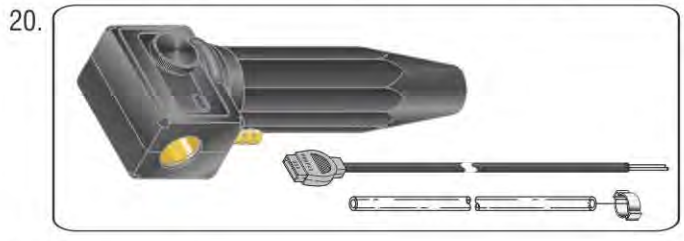

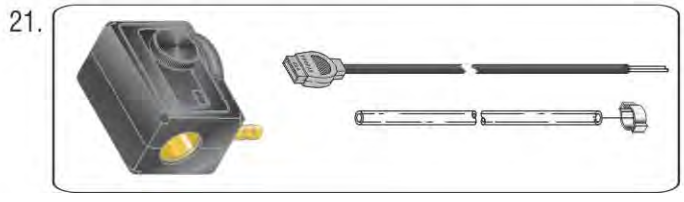

Platinum 600 Amp Water Cooled MIG Gun

A straight machine torch is available on request.



✷All guns shipped with matching quick connects for water.

RATINGS

AMPS	DUTY CYCLE	TYPE/GAS MIX
600	100%	CO2 75-25 FLUX CORE
500	100%	PULSE MIG 80-20 98-2 95-5

Platinum 600 Amp WC MIG Gun

PROFAX NO.	DESCRIPTION	PROFAX NO.	DESCRIPTION
PWC-35-12	12' water cooled MIG gun .035 wire	PWC-35-15	15' water cooled MIG gun .035 wire
PWC-45-12	12' water cooled MIG gun .045 wire	PWC-45-15	15' water cooled MIG gun .045 wire
PWC-364A-12	12' water cooled MIG gun 3/64" aluminum wire	PWC-364A-15	15' water cooled MIG gun 3/64" aluminum wire
PWC-52-12	12' water cooled MIG gun .052 wire	PWC-52-15	15' water cooled MIG gun .052 wire
PWC-116-12	12' water cooled MIG gun 1/16" wire	PWC-116-15	15' water cooled MIG gun 1/16" wire
PWC-116A-12	12' water cooled MIG gun 1/16" aluminum wire	PWC-116A-15	15' water cooled MIG gun 1/16" aluminum wire
PWC-564-12	12' water cooled MIG gun 5/64" wire	PWC-564-15	15' water cooled MIG gun 5/64" wire
PWC-332-12	12' water cooled MIG gun 3/32" wire	PWC-332-15	15' water cooled MIG gun 3/32" wire

PROFAX NO.	DESCRIPTION	TIP I.D.
16W35	Contact tip .035	.044
16W45	Contact tip .045	.054
16W364A	Contact tip 3/64" aluminum	.060
16W52	Contact tip .052	.062
16W116	Contact tip 1/16"	.073
16W116A	Contact tip 1/16" aluminum	.078
16W564	Contact tip 5/64"	.093
16W332	Contact tip 3/32"	.109

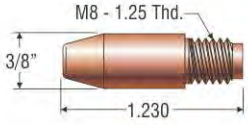

PROFAX NO.	DESCRIPTION	
26W50F	Nozzle 1/2"	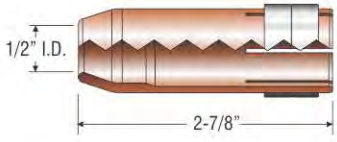
26W62F	Nozzle 5/8"	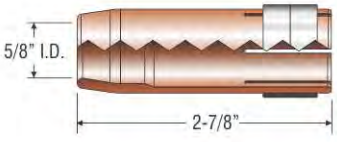
26W75F	Nozzle 3/4"	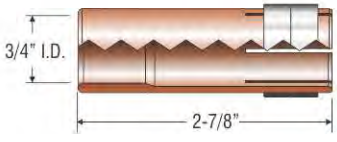

PROFAX NO.	DESCRIPTION	
26W37R	Nozzle 3/8"	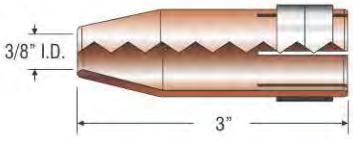
26W50R	Nozzle 1/2"	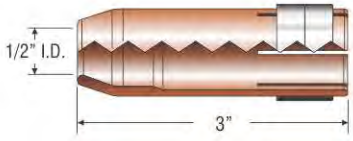
26W62R	Nozzle 5/8"	
26W75R	Nozzle 3/4"	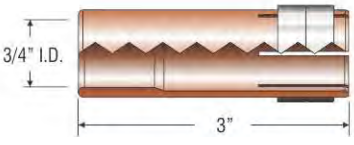

***Standard shipped with gun.**

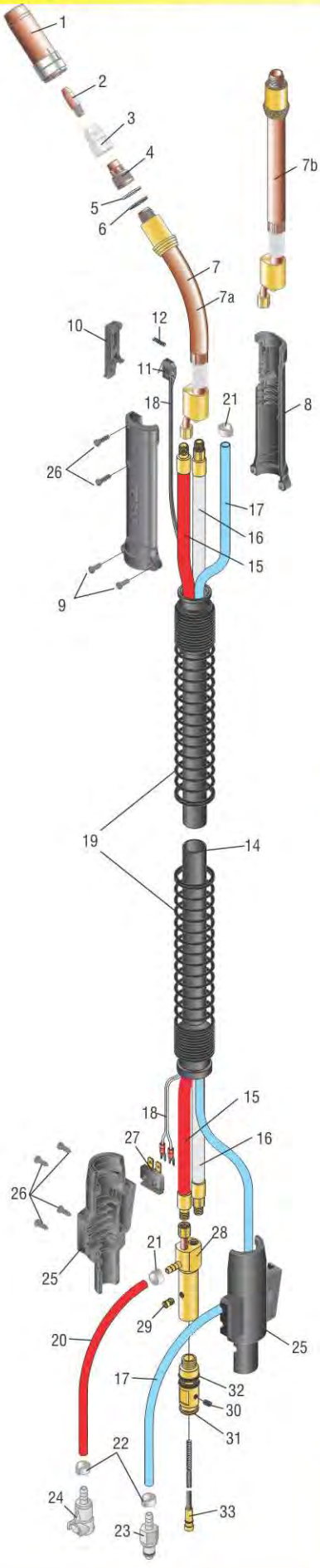

Optional water cooled nozzle

Machine torch version available on request

600 Amp Parts List

NO.	PROFAX NO.	DESCRIPTION
1.	26W50F	Nozzle 1/2" flush
	26W62F	Nozzle 5/8" flush
	26W75F	Nozzle 3/4" flush
	26W37R	Nozzle 3/8" recessed
	26W50R	Nozzle 1/2" recessed
	26W62R	Nozzle 5/8" recessed (**standard**)
	26W75R	Nozzle 3/4" recessed
1a.	26W50RWC	1/2" water cooled nozzle recessed
	26W62RWC	5/8" water cooled nozzle recessed
	26W75RWC	3/4" water cooled nozzle recessed
2.	16W35	Contact tip .035 .044 I.D.
	16W40	Contact tip .040 .049 I.D.
	16W45	Contact tip .045 .054 I.D.
	16W364A	Contact tip 3/64" A .060 I.D.
	16W52	Contact tip .052 .064 I.D.
	16W116	Contact tip 1/16" .073 I.D.
	16W116A	Contact tip 1/16" A .078 I.D.
	16W564	Contact tip 5/64" .093 I.D.
	16W332	Contact tip 3/32" .109 I.D.
3.	26HTI	Insulator, hi-temp
4.	56W	Gas diffuser
5.	228	O-ring, hi-temp
6.	229	Washer, insulating
7.	66W50	Gooseneck assembly 50° (**standard**) 8" o.a.l. from handle
7a.	66W50S	Optional gooseneck assy. 50°(2" shorter) 6" o.a.l. from handle
7b.	66W180	Optional gooseneck assembly straight 8" o.a.l. from handle
8.	86W	Handle, with screws
9.	126SS	Short screw for handle (2 req'd)
10.	96T	Trigger
11.	96S	Switch
12.	196	Spring, trigger
14.	601-12	12' Outer cover assembly
	601-15	15' Outer cover assembly
15.	602-12	12' Red power cable assembly
	602-15	15' Red power cable assembly
16.	603-12	12' Conduit assembly
	603-15	15' Conduit assembly
17.	604-12	12' Blue water in hose assembly, w/fittings
	604-15	15' Blue water in hose assembly, w/fittings
18.	605-12	12' Switch assembly, w/switch & terminals
	605-15	15' Switch assembly, w/switch & terminals
19.	R186-S	Spring strain relief
20.	606	Red water out hose assembly, w/fittings
21.	168	Hose clamp (2 req'd)
22.	188	Hose clamp (2 req'd)
23.	66M	Male quick connect fitting
24.	66F	Female quick connect fitting
25.	R186-H	Housing, with screws
26.	R185-SC	Screw for housing and handle (6 req'd)
27.	194	Connector tab assembly
28.	608W	Block assembly
29.	1R-W	Screw plug
30.	44C	Set screw for liner, 8-32
31.	R174-T	Connector, Standard
	R174-L	Connector, Lincoln®
	R174-M	Connector, Miller®
32.	224	O-ring for standard connector
33.	44-3545-15	15' liner for .035-.045 wire
	44N-3545-15	15' liner for .035-.047 aluminum wire
	44-116-15	15' liner for .052-1/16" wire
	44N-116-15	15' liner for 1/16" aluminum wire
	44-564-15	15' liner for 5/64" wire
	44-332-15	15' liner for 3/32" wire

TO ORDER DIRECT CONNECT WATER COOLED GUNS

Standard - All wire feeders that accept the ***PROFAX*** rear adapter ..... e.g. PWC-35-12
Lincoln® Direct - Add an **LN** for the standard Lincoln® ¾" dia. rear adapter ..... e.g. PWC**LN**-35-12
All other Lincoln® machines use the ***PROFAX*** standard rear adapter ..... e.g. PWC-35-12
Miller® Direct - Add an **M** for all Miller® rear adapters ..... e.g. PWC**M**-35-12
Euro-Quick - Add an **X** for all Euro-Quick rear adapters ..... e.g. PWC**X**-35-12

For adapter kits for other style feeders see page 88.

BT-600/BT-600R*/ST-600
Water Cooled Machine Torch

- .035-5/64” Wire (3/32” special order)
- 1-3/8” Round Body for Mounting (ST-600 body is 2” long, BT-600 body is 9” long)
- Ideal for Overlay & Buildup Applications
- Comes Standard with 30” Power Cable and Hose Assemblies & 60” QCC Conduit (Custom lengths available)
- Adapts Easily to Most Wire Feeders with PROFAX R174 Adapter Plugs

*(BT-600R has 32 pitch rack mounted on torch body)

RATINGS

AMPS	DUTY CYCLE	TYPE/GAS MIX
600	100%	CO_2 75-25 FLUX CORE
500	100%	PULSE MIG 80-20 98-2 95-5 92-8

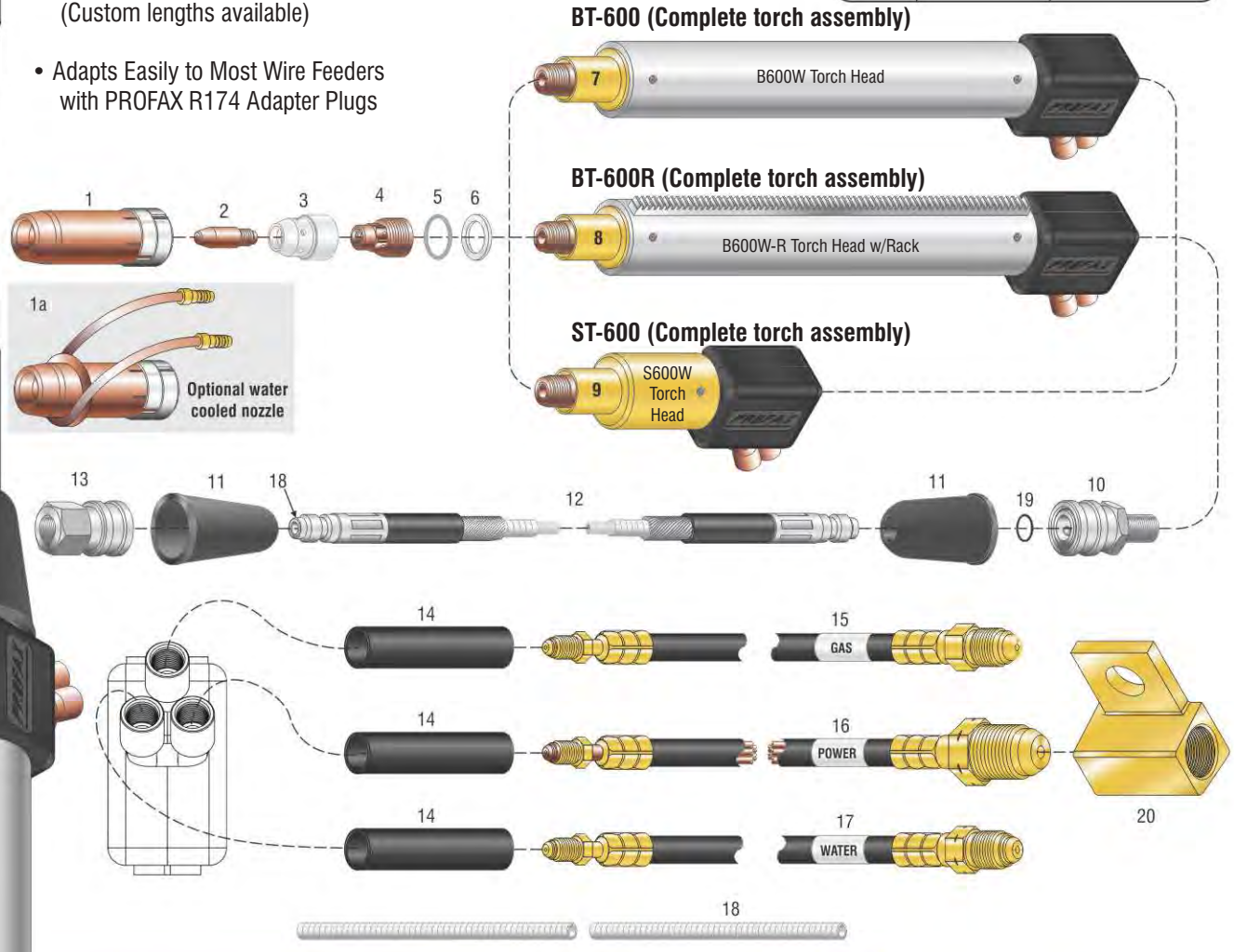

BT-600 / ST-600 Parts List

NO.	PROFAX NO.	DESCRIPTION	NO.	PROFAX NO.	DESCRIPTION
1.	26W50F	Nozzle 1/2” flush	4.	56W	Gas diffuser
	26W62F	Nozzle 5/8” flush	5.	228	O-ring, hi-temp
	26W75F	Nozzle 3/4” flush	6.	229	Washer, insulating
	26W50R	Nozzle 1/2” recessed	7.	B600W	Torch Head
	26W62R	Nozzle 5/8” recessed **(standard)**	8.	B600W-R	Torch Head with 32 Pitch Rack
	26W75R	Nozzle 3/4” recessed	9.	S600W	Torch Head
1a.	26W50RWC	1/2” water cooled nozzle recessed	10.	QCB	Connector
	26W62RWC	5/8” water cooled nozzle recessed	11.	205	Insulator
	26W75RWC	3/4” water cooled nozzle recessed	12.	QCC-60	Conduit 60” length
2.	16W35	Contact tip .035 .044 I.D.	13.	QCF-1/2	Connector
	16W45	Contact tip .045 .054 I.D.	14.	HS3/4B	Heat Shrink
	16W364A	Contact tip 3/64” A .060 I.D.	15.	S601	Gas hose 30” length
	16W52	Contact tip .052 .062 I.D.	16.	S602	Power cable assembly 30” length
	16W116	Contact tip 1/16” .073 I.D.	17.	S603	Water hose 30” length
	16W116A	Contact tip 1/16” A .078 I.D.	18.	44-Series Liner	Liner (Cut to length)
	16W564	Contact tip 5/64” .093 I.D.	19.	BT600-OR	O-ring
	16W332	Contact tip 3/32” .109 I.D.	20.	45V11	Power cable adapter
3.	26HTI	Insulator, hi-temp			

Optional: Remote Start Switch

PROFAX NO.	DESCRIPTION
RSCLN-15	Lincoln® 15’
RSCLN-25	Lincoln® 25’
RSCM-15	Miller® 15’
RSCM-25	Miller® 25’

QUICK REFERENCE
SELF-SHIELDED FLUX CORE GUNS

		AMPERAGE	PAGE
130GL		130	94-95
1260		350	96-97
1150		450	98-99
SUBARC GUNS			
1130		600	102
1140		600	103
NG-550		550	101
AEC 550		550	104-105
SMALL BORE 550	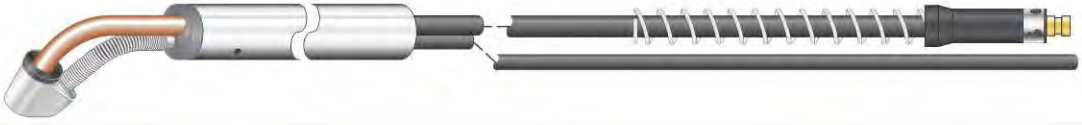	550	106
INTERNAL MIG TORCH			
IMT 250		250	107

130GL Self Shield Flux Core Gun

PROFAX

130 AMP



The ideal gun for the 110 and 220 volt single phase units running .030 and .035 gasless flux core wire.

PROFAX NO.	LENGTH	WIRE SIZE	PROFAX NO.	LENGTH	WIRE SIZE	PROFAX NO.	LENGTH	WIRE SIZE
130GL-3035-10	10’	.030-.035	130GL-3035-12	12’	.030-.035	130GL-3035-15	15’	.030-.035

*See following page for direct connects.

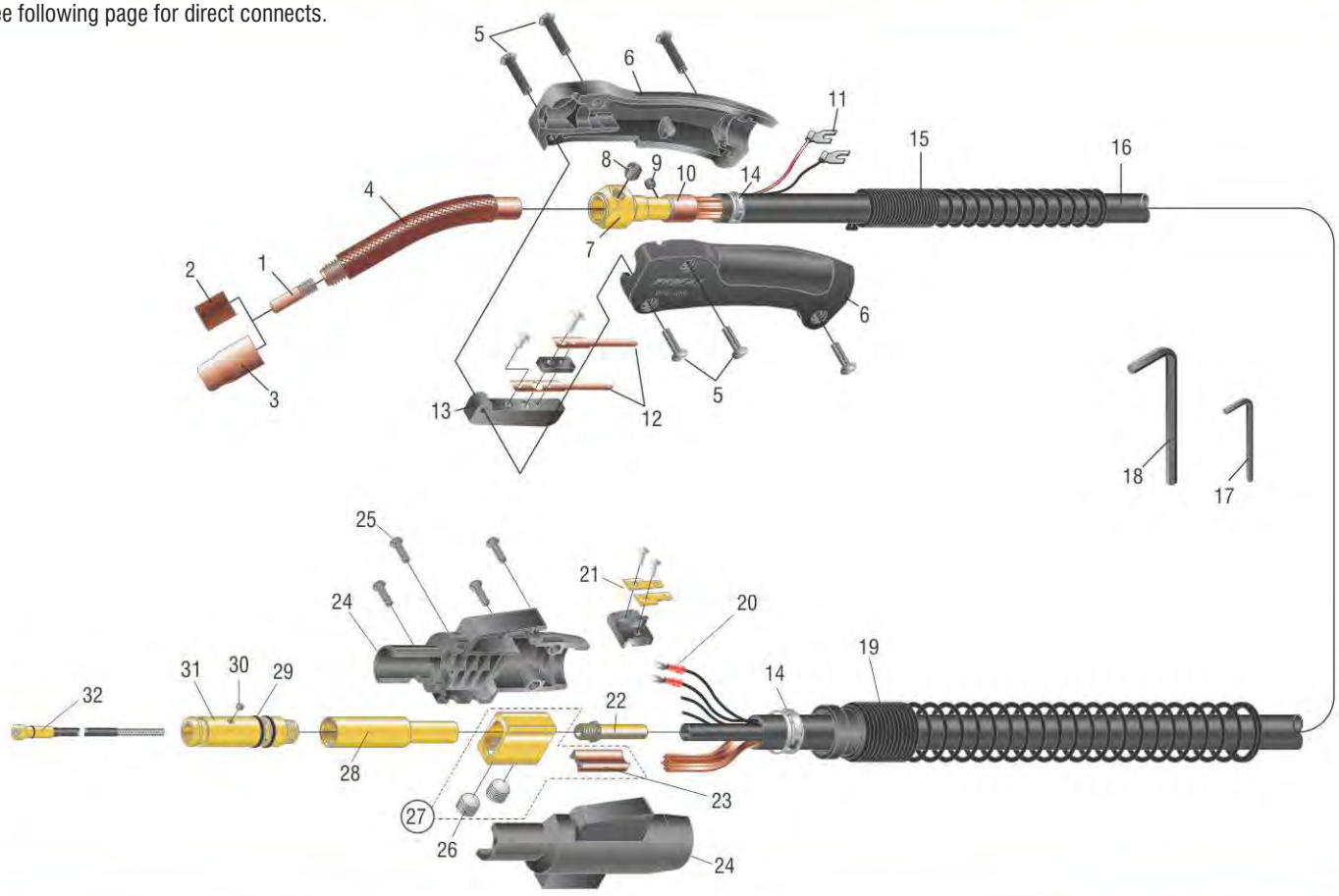

130GL Gun Parts List

NO.	PROFAX NO.	DESCRIPTION	NO.	PROFAX NO.	DESCRIPTION	NO.	PROFAX NO.	DESCRIPTION
1.	12-650	Contact tip .030	14.	0155	Cable clamp	26.	A-532-24	9/16” ball point screws
	12-651	Contact tip .035	15.	180-6S	Spring strain relief for handle	27.	104	Cable connector block assy.
2.	11-231	Thread protector	16.	180-10	10’ replacement cable assy.	28.	R172-UA	Standard connector plug w/62N
3.	11-250	Insulated nozzle - optional		180-12	12’ replacement cable assy.		R172-UAG	Conn. plug w/gas hole w/62N
4.	13-300	Gooseneck 45°		180-15	15’ replacement cable assy.	29.	224	O-ring
5.	122FM-SET	Binders(4ea.) & screws(4ea.)		180K	Bulk cable (per foot)	30.	44C	Set screw for conduit 8-32
6.	180G	Handle with binder screws	17.	44-25	Hex wrench 5/64”	31.	R174-C	Connector, Century®
7.	180-1	Cable connector block assy.	18.	AL-300-532	Hex wrench 5/32”		R174-E	Connector, Esab®
8.	516-24	Conductor tube set screw	19.	R185-S	Spring		R174-H	Connector, Hobart®
		(5/16-24)	20.	244	Terminal		R174-L	Connector, Lincoln®
9.	44C	Set screw for conduit 8-32	21.	194	Connector tab assembly		R174-M	Connector, Miller®
10.	110-CS1	Crimp sleeve	22.	62N	Nipple		R174-T	Connector, standard PROFAX
11.	18FT	Flag terminals (2)	23.	114	Separator	32.	42-3035-15	15’ wire conduit assembly
12.	92C	Switch contacts (2) w/screws	24.	R185-H	Housing			
13.	92	Trigger switch assembly	25.	R185-SC	Screws for housing (4)			

130GL Self Shield Flux Core Gun
Direct Connect Gun Packages

The following direct connects are available by placing the letters shown before the gun package number.
Example: add an "M" to 130GL-3035-10; M130GL-3035-10 is now a Miller® direct connection.

C-Century®: Powermate 90,160, & 225. Solar®125 (New –1982), Solar®165 (New-1982) Solar®2-175 (New-1982), Solar®2120 and Portable MIG. Snap-On® YA 212,YA219C Portable mig and YA205.

CK-Systematics®: MP-140, 175, 230 and 250. Snap-On®(by Systematics) YA212.

E-Esab®(L-Tec/Linde): Migmaster 130. All wire feeders with the MT200/400 Linde MIG gun adapter installed.

HH-Hobart®: Handler 120, 130 & 150, Betamig 170 and 1800. 10ft. guns only.

H10-Hobart®: Handler 130XL, 135 and 175.

LH-Lincoln®: SP85, SP100, SP100T, SP125 Plus, SP130T, SP135 Plus, SP135T, SP140I, SP170T, SP175T, SP175 Plus, Weldpack 100, 100 Plus, 125, 155.

Hobart®: Betamig 200, 250 and 251.

LN-Lincoln®: SP150, SP200

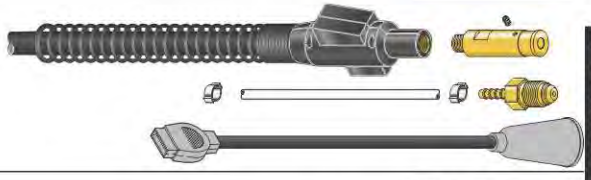

LP-Lincoln®: Powermig 140C and 180C. Also SP-140T and SP-180T

M-Miller®: Cricket, Cricket XL, Challenger, Sidekick, Sidekick XL, Millermatic 90,120,130, 135, 140, 141, 150, 175, 180, 185, 190, 200, 210, 211, 212, 250, 250x, 251, 252, 300, 350, 350P, Pulser and Vintage. Millermatic 35 (after Jan.1980 beginning with s/n JA356001). 22, 50, 60, and 70 series feeders. X-Treme® 8VS, 12RC and 12VS

Hobart®: Betamig 2510 and Olympic VS.

PROFAX NO.	DESCRIPTION	TIP I.D.
12-650	Contact tip .030	.038
12-651	Contact tip .035	.044
11-231	Thread protector	

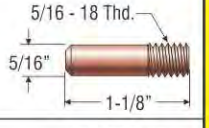

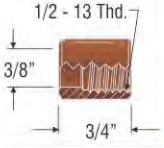

PROFAX NO.	DESCRIPTION
11-250	Insulated nozzle 1¼" stickout

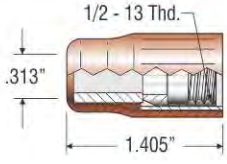

1260 & 2640 Self Shield Flux Core Guns

PROFAX NO.	LINCOLN® PART NO.	WIRE SIZES
1260 Gun		.035", .045", 1/16", .068, .072, 5/64" and 3/32"
1260-10 1260-15	K126-1 K126-2	For use with Lincoln® LN7, LN8, LN9, LN25 and LN25 Pro with K1500-1 receiver bushing
1260-10MLR 1260-15MLR		For use with Miller® voltage sensing wire feeders.
1260-10LP 1260-15LP		For use on Lincoln® LN25 Pro with K1500-2 receiver bushing
X1260-10 X1260-15		For use with euro style wire feeders.
OQ 1260-10 OQ 1260-15		For use with OXO AVC8Q/AVC30Q/AVC60Q voltage sensing feeders.
2640 Gun		
2640-8 2640-10 2640-15	K264-8 K361-10	LN22, LN23

***Specify wire size when ordering.**

350 AMP

STANDARD FEATURES

- Economical replacement components including liner
- 350 amps / 60% duty cycle
- Wide variety of wire sizes
- Easy field repair
- Adapter kits available for most models of feeders

Special length and bend goosenecks available upon request.

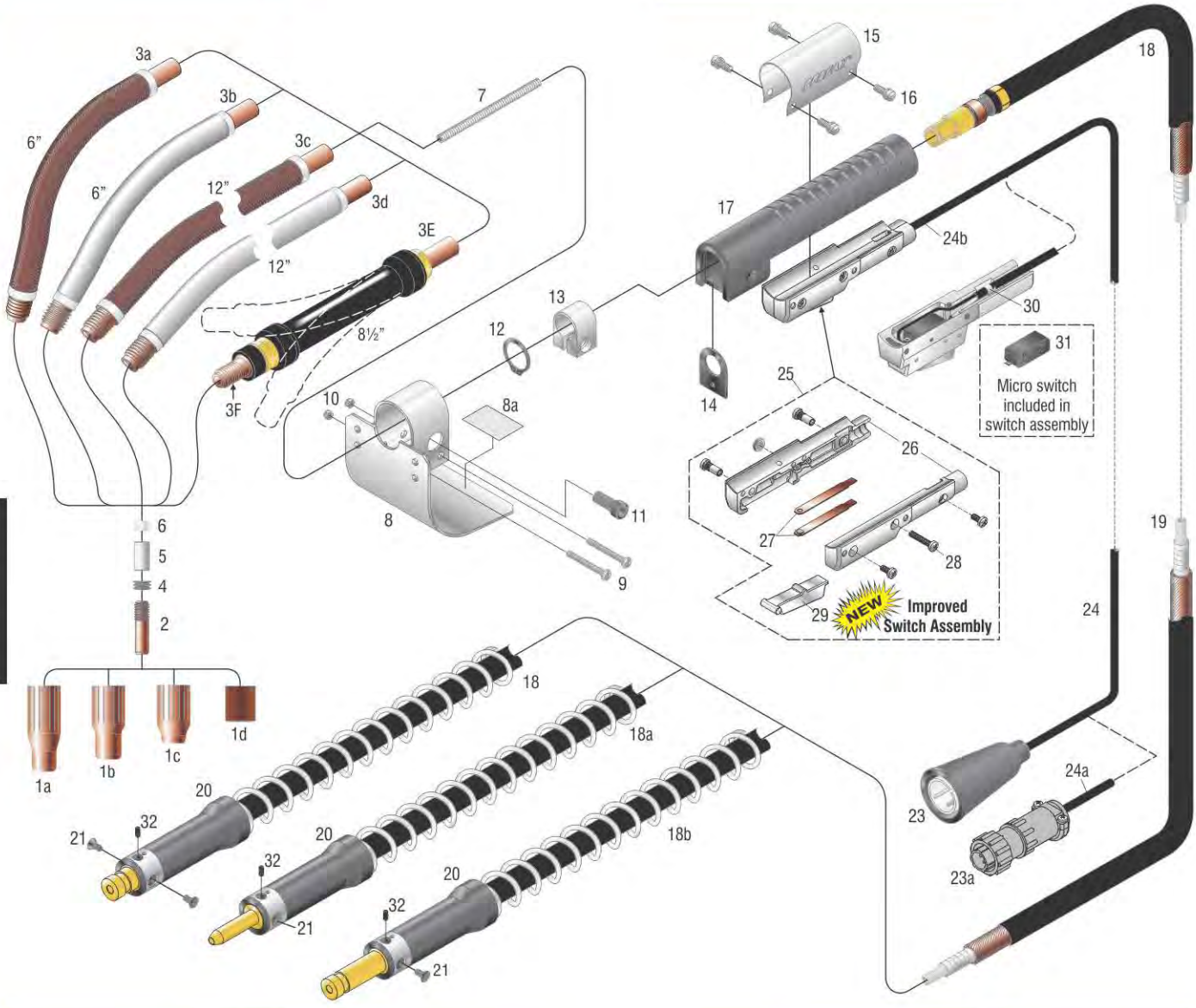

Adapter Kits

PROFAX NO.	DESCRIPTION		PROFAX NO.	DESCRIPTION	
AEC-1001MLR	Miller® adapter kit for converting your standard 1260 guns to fit Miller® feeders	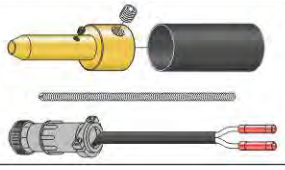	AEC-1000HOB		

1260 Parts List

NO.	PROFAX NO.	DESCRIPTION
1A	11-275	Insulated nozzle 2-3/4" stickout
1B	11-200	Insulated nozzle 2" stickout
1C	11-250	Insulated nozzle 1-1/4" stickout
1D	11-231	Thread protector **(standard)**
2	12-651	Contact tip .035 .044 I.D.
	12-652	Contact tip .045 .054 I.D.
	12-658	Contact tip .052 .063 I.D.
	12-653	Contact tip 1/16" .078 I.D.
	12-654	Contact tip .068-.072 .086 I.D.
	12-656	Contact tip 5/64" .093 I.D.
	12-657	Contact tip 3/32" .108 I.D.
3A	13-301	30° Gooseneck 6"
	13-301SB	30° Gooseneck 6" single bend
	13-304	50° Gooseneck 6"
	13-304SB	50° Gooseneck 6" single bend
	13-309	90° Gooseneck 6"
	13-301-5	5° Gooseneck 6"
	13-309-5	5° Gooseneck 8"
3B	13-301J	30° Jacketed gooseneck 6"
	13-301SBJ	30° Jacketed gooseneck 6" single bend
	13-304J	50° Jacketed gooseneck 6"
	13-304SBJ	50° Jacketed gooseneck 6" single bend
	13-309J	90° Jacketed gooseneck 6"
3C	13-306	30° Gooseneck (XL 12")
	13-306SB	30° Gooseneck (XL 12") single bend
	13-306-5	5° Gooseneck (XL 12")
	13-308	50° Gooseneck (XL 12")
	13-308SB	50° Gooseneck (XL 12") single bend
3D	13-306J	30° Jacketed gooseneck (XL 12")
	13-306SBJ	30° Jacketed gooseneck (XL 12") single bend
	13-308J	50° Jacketed gooseneck (XL 12")
	13-308SBJ	50° Jacketed gooseneck (XL 12") single bend
3E	LFX-1260	Flexible gooseneck for extreme heat
3F	LFA-1	Adapter (replaceable)
		INCLUDES
4	18-950	Liner locking screw 5/16"-18
5	18-940	Steel insert
6	18-930	Ceramic insert
7	13-506	Replacement gooseneck liner **(standard)**
	13-512	Replacement gooseneck liner (XL 30°)
	13-515	Replacement gooseneck liner (XL 50°)
8	14-268	Small heat shield assembly

See page 100 for more details on goosenecks.

NO.	PX NO.	DESCRIPTION	I.D.	O.D.
		INCLUDES		
8A	14-270	Caution decal		
9	18-780	Round head screw #8-32 x 1.50 (2 req'd)		
10	18-781	Hex cap nut #8-32 (2 req'd)		
11	14-222	Socket head cap screw		
12	18-480	Retaining ring		
13	14-572	Clamp		
14	14-819	Spatter shield		
15	14-297	Switch housing clamp		
16	18-404	Pan head screw #8-32 x 5/16" (4 req'd)		
17	14-340	Handle		
18	15-308*	Conductor cable assembly 8'(Lincoln® Direct)		
	15-310	Conductor cable assembly 10'(Lincoln® Direct)		
	15-315	Conductor cable assembly 15'(Lincoln® Direct)		
18a	15-310M	Conductor cable assembly 10'(Miller® Direct)		
	15-315M	Conductor cable assembly 15'(Miller® Direct)		
18b	15-310LP	Conductor cable assembly 10' (LN25 PRO® Direct)		
	15-315LP	Conductor cable assembly 15' (LN25 PRO® Direct)		
		INCLUDES	**I.D.**	**O.D.**
19	15-128	Replacement liner 10', .035-1/16 wires	.078	.238
	15-129	Replacement liner 10', .068-5/64 wires	.132	.248
	15-130	Replacement liner 10', 3/32 wires	.150	.248
	15-133	Replacement liner 15', .035-1/16 wires	.078	.238
	15-134	Replacement liner 15', .068-5/64 wires	.130	.248
	15-135	Replacement liner 15', 3/32 wires	.150	.248
20	15-531	Insulator sleeve w/spring		
21	18-881	Flat head cap screw #8-32 x 3/8" (2 req'd)		
23	16-052	Trigger plug Lincoln®		
23a	079878	Trigger plug Miller®		
24	16-810	Switch assembly 10'(Lincoln® Direct)		
	16-815	Switch assembly 15'(Lincoln® Direct)		
24a	16-810M	Switch assembly 10'(Miller® Direct)		
	16-815M	Switch assembly 15'(Miller® Direct)		
24b	16-910	New style assembly 10'(Lincoln® Direct)		
	16-915	New style assembly 15'(Lincoln® Direct)		
	16-910M	New style assembly 10'(Miller® Direct)		
	16-915M	New style assembly 15'(Miller® Direct)		
25	16-500	Complete trigger assembly (New Style)		
26	16-501	Trigger housing (both halves) (New Style)		
27	16-502	Contact set (New Style)		
28	16-503	Screw set (6 pieces) (New Style)		
29	16-504	Trigger (New Style)		
30	16-320	Cable clamp		
31	16-660	Micro switch		
32	18-628	Socket head screw #8-32 x 7/16"		

PROFAX NO.	DESCRIPTION	TIP I.D.
12-651	Contact tip .035	.044
12-652	Contact tip .045	.054
12-658	Contact tip .052	.063
12-653	Contact tip 1/16"	.078
12-654	Contact tip .068-.072	.086
12-656	Contact tip 5/64"	.093
12-657	Contact tip 3/32"	.108

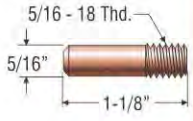

11-275 Insulated nozzle 2-3/4" stickout

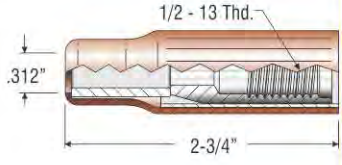

PROFAX NO.	DESCRIPTION
11-250	Insulated nozzle 1¼" stickout
11-200	Insulated nozzle 2" stickout
11-231	Thread protector

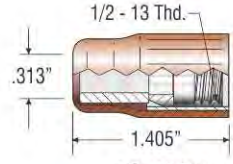

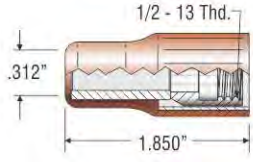

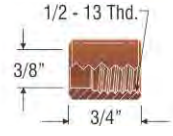

1150 Self Shield Flux Core Gun

450 AMP

PROFAX NO.	LINCOLN® PART NO.	WIRE SIZES
1150-10' 1150-15'	K115-1 K115-2	5/64", 3/32", 7/64" and .120 Set up for LN7, LN8, LN9, and LN25
1150-10MLR 1150-15MLR		For use with Miller® voltage sensing feeders
1150-10LP 1150-15LP		For use on Lincoln® LN25 Pro with K1500-2 receiver bushing

***Specify wire size when ordering.**

STANDARD FEATURES

- Economical replacement components including liner
- 450 amps / 60% duty cycle
- Wide variety of wire sizes
- Easy field repair
- Adapter kits available for most models of feeders

The 1150 Gun will run 5/64", 3/32", 7/64" and .120 wire. It comes setup for use with the LN-7, LN-8, LN-9 and LN-25 wire feeders. Adapter kits are available for Miller® and Hobart® voltage sensing feeders.

NOTE: For best operation all 1150 flux core guns for 3/32" and larger wire sizes will be shipped with the 13-443-25 25° gooseneck.

Special length and bend goosenecks available upon request.

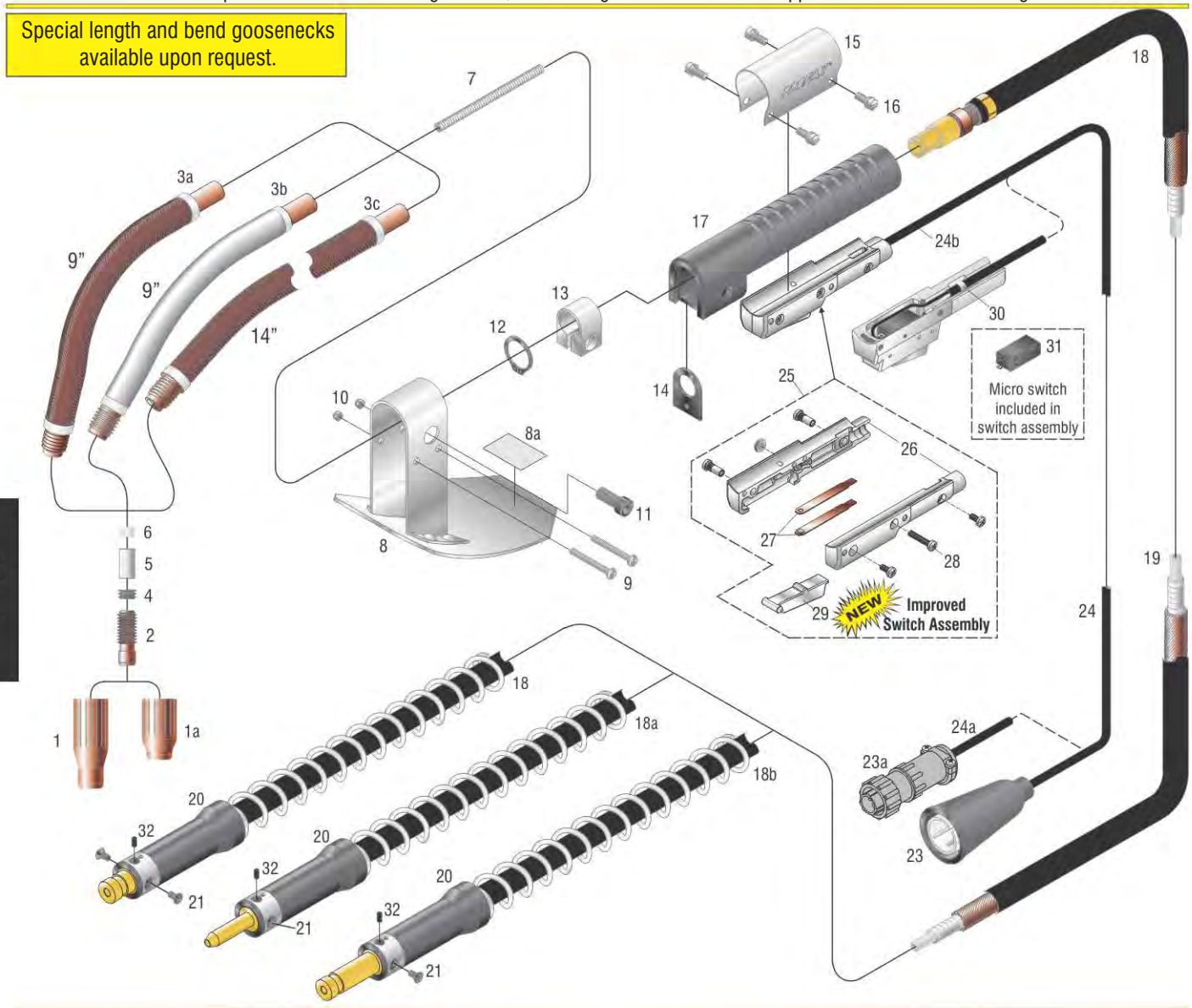

Adapter Kits

PROFAX NO.	DESCRIPTION		PROFAX NO.	DESCRIPTION	
AEC-1000MLR	Miller® adapter kit for converting your standard 1150 guns to fit Miller® feeders	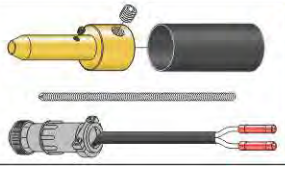	AEC-1000HOB	Hobart® adapter kit for converting your standard 1150 guns to fit Hefty® feeders	

1150 Parts List

NO.	PROFAX NO.	DESCRIPTION
1	11-450	Insulated nozzle 2 3/4” stickout
1A	11-455	Insulated nozzle 2” stickout
2	12-873	Contact tip 1/16”
	12-874	Contact tip .068
	12-875	Contact tip .072
	12-876	Contact tip 5/64”
	12-877	Contact tip 3/32”
	12-878	Contact tip 7/64”
	12-879	Contact tip .120
	12-880	Contact tip 1/8”
3A	13-441	45° Gooseneck 1/16”-5/64” - 9”
	13-443	45° Gooseneck 3/32”-1/8” - 9”
	13-443-25	25° Gooseneck 3/32”-1/8” - 9”
	13-484	82° Gooseneck 1/16”-5/64” - 9”
	13-486	82° Gooseneck 3/32”-1/8” - 9”
3B	13-441J	45° Jacketed gooseneck 1/16”-5/64” - 9”
	13-443J	45° Jacketed gooseneck 3/32”-1/8” - 9”
	13-443-25J	25° Jacketed gooseneck 3/32”-1/8” - 9”
	13-484J	82° Jacketed gooseneck 1/16”-5/64” - 9”
	13-486J	82° Jacketed gooseneck 3/32”-1/8” - 9”
3C	13-443-14	5° Straight gooseneck 14”
	13-443-14J	5° Jacketed gooseneck 14”
		INCLUDES
4	18-965	Liner locking screw 3/8”-16
5	18-960	Steel insert
6	18-912	Ceramic insert .120
	18-932	Ceramic insert 3/32”
7	13-633	Replacement gooseneck liner 3/32”-1/8”
	13-641	Use 13-633
	13-624	Replacement gooseneck liner 1/16”-5/64”
8	14-269	Heat shield assembly
		INCLUDES
8A	14-270	Caution decal
9	18-780	Round head screw #8-32 x 1.50 (2 req'd)
10	18-781	Hex cap nut #8-32 (2 req'd)
11	14-222	Socket head cap screw
12	18-480	Retaining ring

See page 101 for more details on goosenecks.

NO.	PX NO.	DESCRIPTION	I.D.	O.D.
13	14-572	Clamp		
14	14-819	Spatter shield		
15	14-297	Switch housing clamp		
16	18-404	Pan head screw #8-32 x 5/16” (4 req'd)		
17	14-340	Handle		
18	15-410	Conductor cable assembly 10’(Lincoln® Direct)		
	15-415	Conductor cable assembly 15’(Lincoln® Direct)		
18a	15-410M	Conductor cable assembly 10’(Miller® Direct)		
	15-415M	Conductor cable assembly 15’(Miller® Direct)		
18b.	15-410LP	Conductor cable assembly 10’ (LN25 PRO® Direct)		
	15-415LP	Conductor cable assembly 15’ (LN25 PRO® Direct)		
		INCLUDES	**I.D.**	**O.D.**
19	15-140	Replacement liner 10’, 1/16”-5/64”	.156	.300
	15-145	Replacement liner 15’, 1/16”-5/64”	.156	.300
	15-150	Replacement liner 10’, 3/32”-1/8”	.180	.300
	15-160	Replacement liner 15’, 3/32”-1/8”	.180	.300
20	15-531	Insulator sleeve w/spring		
21	18-881	Flat head cap screw #8-32 x 3/8” (2 req'd)		
23	16-052	Trigger plug Lincoln®		
23a	079878	Trigger plug Miller®		
24	16-810	Switch assembly 10’(Lincoln® Direct)		
	16-815	Switch assembly 15’(Lincoln® Direct)		
24a	16-810M	Switch assembly 10’(Miller® Direct)		
	16-815M	Switch assembly 15’(Miller® Direct)		
24b	16-910	New style assembly 10’(Lincoln® Direct)		
	16-915	New style assembly 15’(Lincoln® Direct)		
	16-910M	New style assembly 10’(Miller® Direct)		
	16-915M	New style assembly 15’(Miller® Direct)		
25	16-500	Complete trigger assembly (New Style)		
26	16-501	Trigger housing (both halves) (New Style)		
27	16-502	Contact set (New Style)		
28	16-503	Screw set (6 pieces) (New Style)		
29	16-504	Trigger (New Style)		
30	16-320	Cable clamp		
31	16-660	Micro switch		
32	18-628	Socket head screw #8-32 x 7/16”		

1150

PROFAX NO.	DESCRIPTION	TIP I.D.
12-873	Contact tip 1/16”	.078
12-874	Contact tip .068	.083
12-875	Contact tip .072	.087
12-876	Contact tip 5/64”	.093
12-877	Contact tip 3/32”	.109
12-878	Contact tip 7/64”	.125
12-879	Contact tip .120	.136
12-880	Contact tip 1/8”	.140

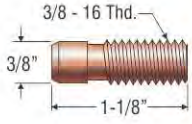

PROFAX NO.	DESCRIPTION
11-450	Insulated nozzle 2-3/4” stickout
11-455	Insulated nozzle 2” stickout

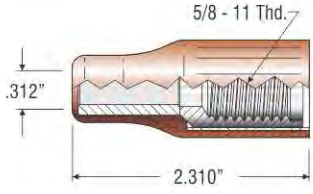

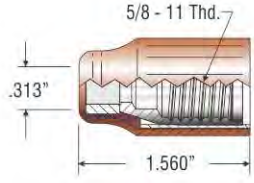

1260 GOOSENECKS

PROFAX NO.	DESCRIPTION
13-301	30° gooseneck 6”
13-301J	30° jacketed gooseneck 6”
13-301SB	30° gooseneck 6” single bend
13-301SBJ	30° jacketed gooseneck 6” single bend

Used on 1260

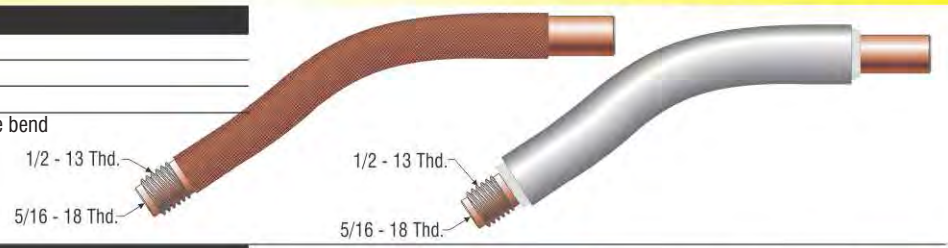

PROFAX NO.	DESCRIPTION
13-304	50° gooseneck 6”
13-304J	50° jacketed gooseneck 6”
13-304SB	50° gooseneck 6” single bend
13-304SBJ	50° jacketed gooseneck 6” single bend

Used on 1260

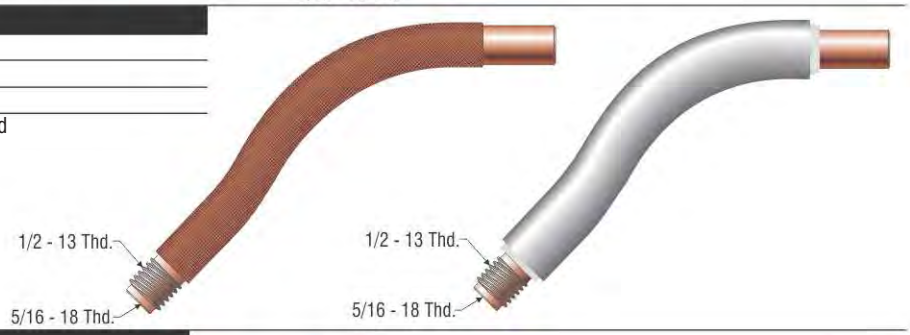

PROFAX NO.	DESCRIPTION
13-306	30° gooseneck 12”
13-306J	30° jacketed gooseneck 12”
13-306SB	30° gooseneck 12” single bend
13-306SBJ	30° jacketed gooseneck 12” single bend

Used on 1260

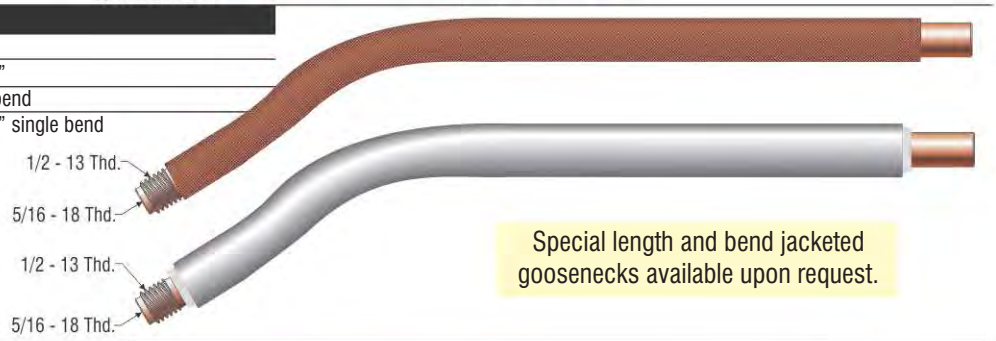

Special length and bend jacketed goosenecks available upon request.

PROFAX NO.	DESCRIPTION
13-308	50° gooseneck 12”
13-308J	50° jacketed gooseneck 12”
13-308SB	50° gooseneck 12” single bend
13-308SBJ	50° jacketed gooseneck 12” single bend

Used on 1260



PROFAX NO.	DESCRIPTION
13-309	90° gooseneck 8”
13-309J	90° jacketed gooseneck 8”

Used on 1260

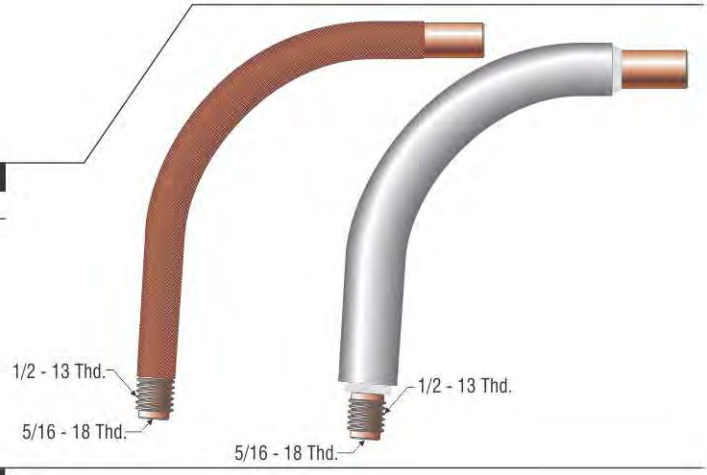

PROFAX NO.	DESCRIPTION
13-301-5	5° gooseneck 6”
13-301-5J	5° jacketed gooseneck 6”
13-306-5	5° gooseneck 12”
13-306-5J	5° jacketed gooseneck 12”
13-309-5	5° gooseneck 8”
13-309-5J	5° jacketed gooseneck 8”

Used on 1260

1150 GOOSENECKS

PROFAX NO.	DESCRIPTION
13-484	82° gooseneck 9" 1/16"- 5/64"
13-484J	82° jacketed gooseneck 9" 1/16"- 5/64"
13-486	82° gooseneck 9" 3/32"
13-486J	82° jacketed gooseneck 9" 3/32"
13-486SB	82° gooseneck 9" 3/32" w/o reverse bend
13-486SBJ	82° jacketed gooseneck 9" 3/32" w/o reverse bend

Used on 1150

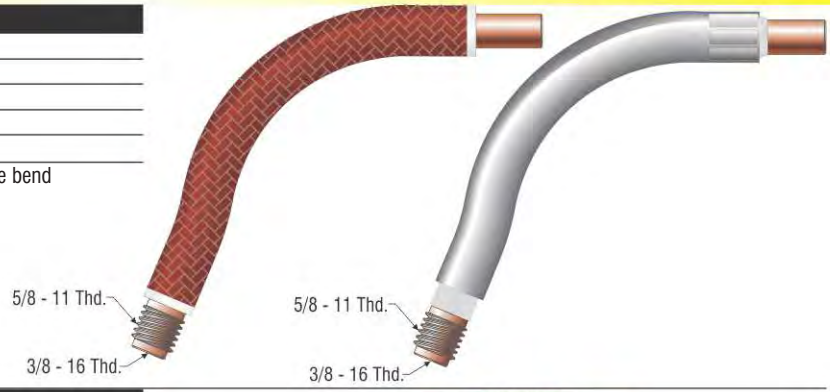

PROFAX NO.	DESCRIPTION
13-441	45° gooseneck 9" 1/16" -5/64"
13-441J	45° jacketed gooseneck 9" 1/16"-5/64"
13-443	45° gooseneck 9" 3/32" - 1/8"
13-443J	45° jacketed gooseneck 9" 3/32" - 1/8"
13-443SB	45° gooseneck 9" 3/32" - 1/8" w/o reverse bend
13-443SBJ	45° jacketed gooseneck 9" 3/32" - 1/8" w/o reverse bend

Used on 1150

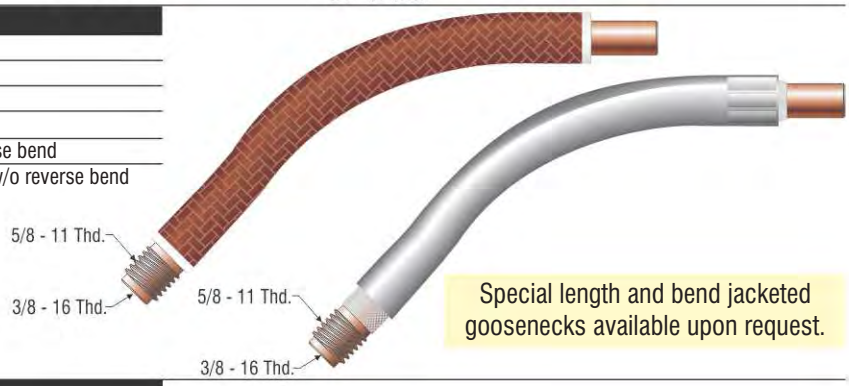

Special length and bend jacketed goosenecks available upon request.

PROFAX NO.	DESCRIPTION
13-443-14	5° gooseneck 14" 3/32" -1/8"
13-443-14J	5° jacketed gooseneck 14" 3/32" -1/8"

Used on 1150

PROFAX NO.	DESCRIPTION
13-443-25	25° gooseneck 9" 3/32" -1/8"
13-443-25J	25° jacketed gooseneck 9" 3/32" -1/8"

Used on 1150

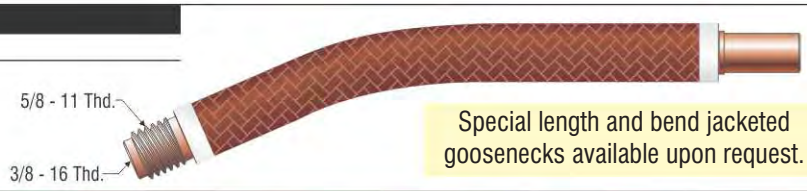

Special length and bend jacketed goosenecks available upon request.

Vertical Up SUB ARC NG-550 Narrow Groove Welding Head

MSHOE-1

K176

MSHOE-2

Custom built to your specifications.

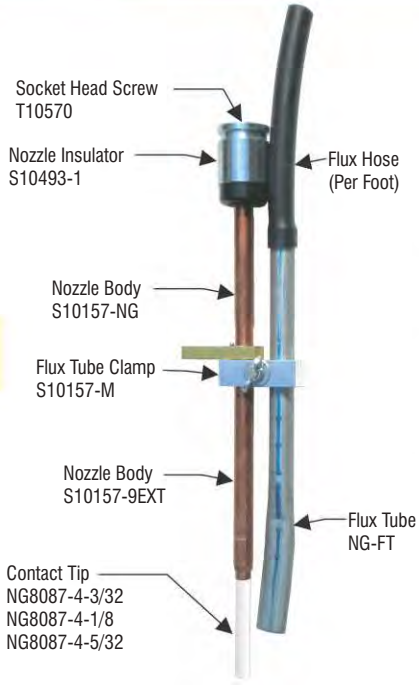

Specify wire size when ordering.

1130 Sub Arc Gun - 600 AMP

PROFAX NO.	LINCOLN® PART NO.	WIRE FEEDER
1130-10' 1130-15'	K-113	Lincoln® LN7, LN8, and LN9
1130M-10 1130M-15		Miller® 50, 60, and 70 series

*Specify wire size when ordering.

STANDARD FEATURES

- Economical replacement components including liner
- 600 amps / 60% duty cycle
- Easy field repair
- 1/16", 5/64", and 3/32" wire

Shown with Optional FH-110V and 14-297 switch housing clamp installed

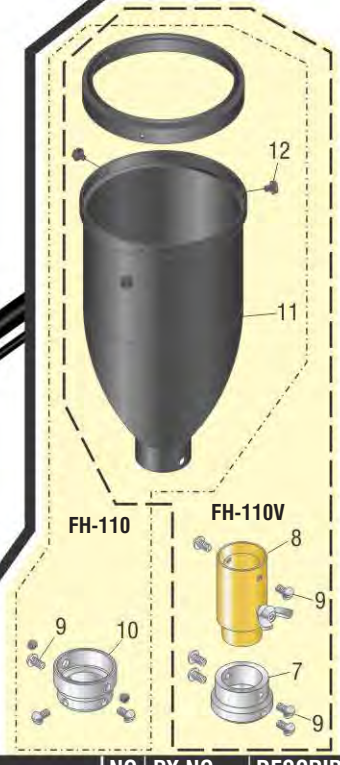

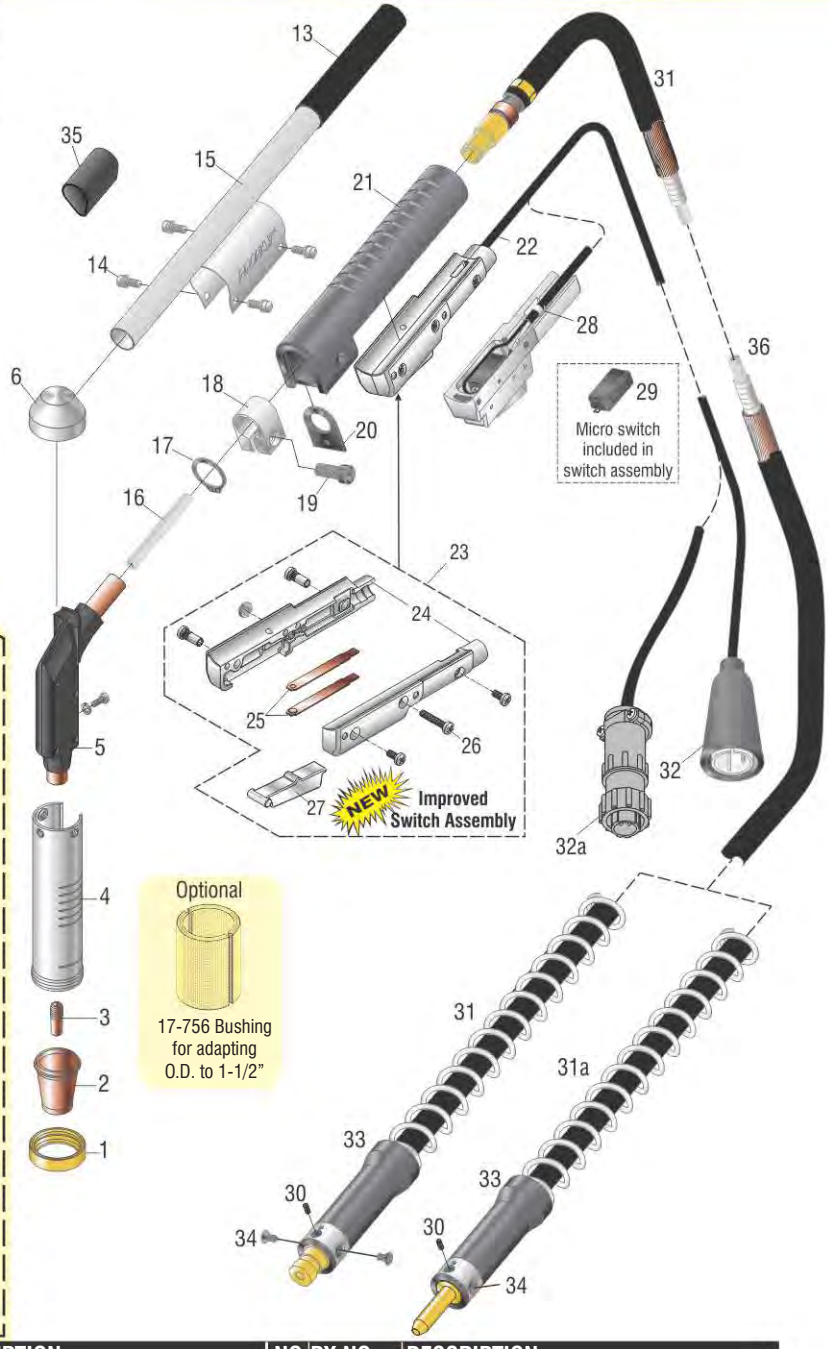

NO.	PX NO.	DESCRIPTION	NO.	PX NO.	DESCRIPTION	NO.	PX NO.	DESCRIPTION		
1	17-750	Collar	14	18-404	Pan head screw #8-32 x 5/16" (4)	28	16-320	Cable clamp		
2	11-550	Nozzle flux cone 1/2"	15	17-770	Clamp and flux tube assembly	29	16-660	Micro switch		
	11-562	Nozzle flux cone 5/8"	15a	14-297	Switch housing clamp	30	18-628	Socket head screw #8-32 x 7/16"		
	11-575	Nozzle flux cone 3/4"	16	13-400JL	Replacement gooseneck liner	31	15-610	Conductor cable assy .10'(Lincoln®)		
3	12-753	Contact tip 1/16"	17	18-480	Retaining ring		15-615	Conductor cable assy. 15'(Lincoln®)		
	12-756	Contact tip 5/64"	18	14-572	Clamp	31a	15-610M	Conductor cable assy. 10'(Miller®)		
	12-757	Contact tip 3/32"	19	14-222	Socket head cap screw		15-615M	Conductor cable assy. 15'(Miller®)		
4	17-755	Housing	20	14-819	Spatter shield	32	16-810	Switch assembly 10'(Lincoln®)		
5	13-400	Gooseneck	21	14-340	Handle		16-815	Switch assembly 15'(Lincoln®)		
6	17-760	Cap	22	16-910	New style assembly 10'(Lincoln®)	32a	16-810M	Switch assembly 10'(Miller®)		
7	17-800	Adapter (valve head)		16-915	New style assembly 15'(Lincoln®)		16-815M	Switch assembly 15'(Miller®)		
8	S550FV	Flux valve		16-910M	New style assembly 10'(Miller®)	33	15-531	Insulator spring w/sleeve		
9	S550BHS	Screw		16-915M	New style assembly 15'(Miller®)	34	18-881	Flat head cap screw #8-32 x 3/8" (2)		
10	17-810	Adapter (flux hopper)	23	16-500	Complete trigger assy. (New Style)	35	17-785	Heat shrink		
11	S550H	Flux hopper w/lid	24	16-501	Trigger housing (both halves)(New Style)				I.D.	O.D.
		& screws	25	16-502	Contact set (New Style)	36	15-140	Replacement liner 10' - 1/16 - 5/64	.156	.300
12	S550HS	Replacement screws (3)	26	16-503	Screw set (6 pieces) (New Style)		15-145	Replacement liner 15' - 1/16 - 5/64	.156	.300
13	17-710	Hose 15'	27	16-504	Trigger (New Style)		15-150	Replacement liner 10' - 3/32	.180	.300
	17-715	Hose 21'					15-160	Replacement liner 15' - 3/32	.180	.300

1140 Sub Arc Gun - 600 AMP

PROFAX NO.	LINCOLN® NO.	WIRE FEEDER
1140-10' 1140-15'	K114	Lincoln® LN7, LN8, LN9
1140M-10 1140M-15		Miller® 50, 60, 70 series

*Specify wire size when ordering.

STANDARD FEATURES

- Economical replacement components including liner
- 600 amps / 60% duty cycle
- Easy field repair
- 1/16", 5/64", and 3/32" wire

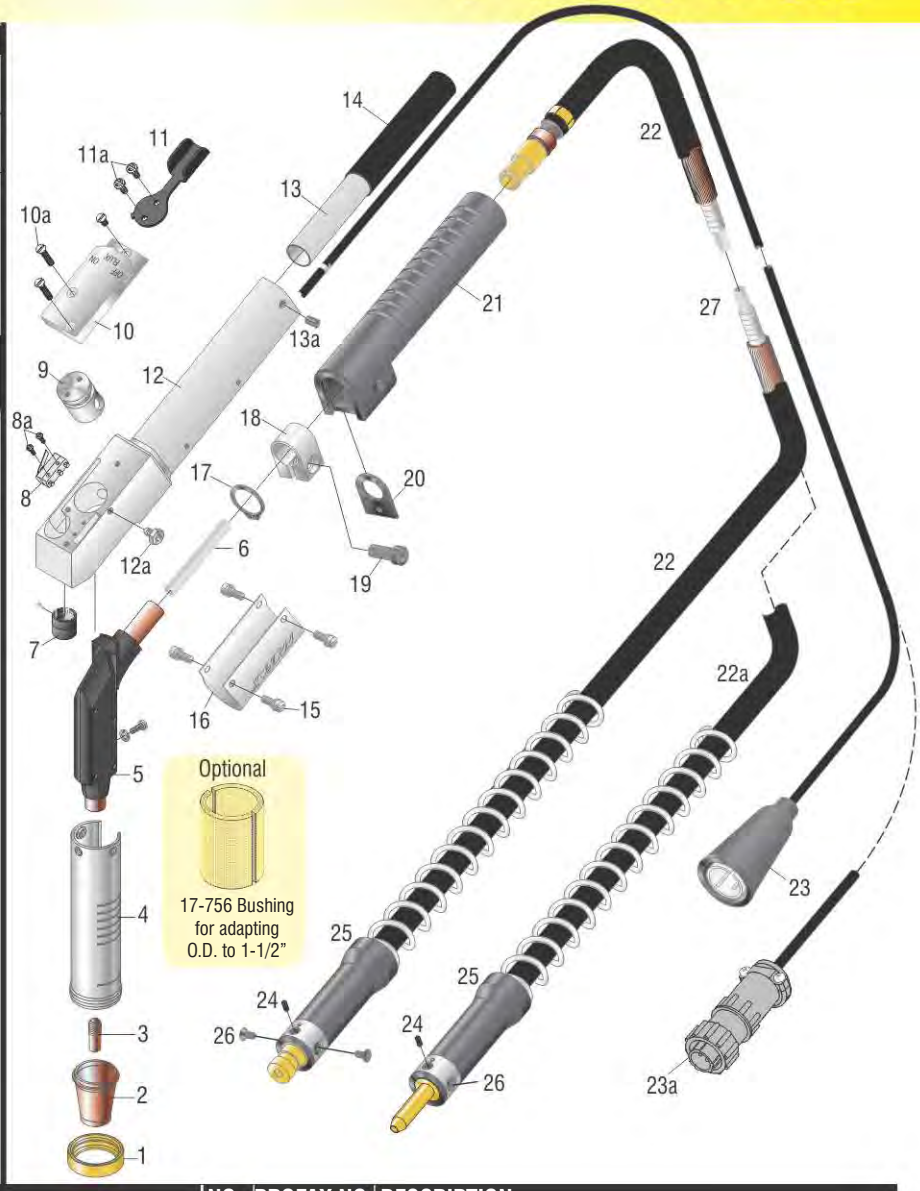

NO.	PROFAX NO.	DESCRIPTION
1	17-750	Collar
2	11-550	Nozzle flux cone 1/2"
	11-562	Nozzle flux cone 5/8"
	11-575	Nozzle flux cone 3/4"
3	12-753	Contact tip 1/16"
	12-756	Contact tip 5/64"
	12-757	Contact tip 3/32"
4	17-755	Housing
5	13-400	Gooseneck
6	13-400JL	Replacement gooseneck liner
7	16-301	Receptacle w/screw
8	16-752	Micro switch
8a	18-405	Screw 2-56 x 1/2" pan head
9	17-610	Valve
10	16-680	Cap (lever)
10a	18-402	6-32 x 3/4" flat head screws
11	16-650	Lever
11a	18-403	6-32 x 3/8" pan head screws
12	16-430	Housing
12a	18-406	Screw - spring loaded
13	17-765	Flux tube adapter
13a	18-407	1/4"-20 x 3/16 set screw

NO.	PROFAX NO.	DESCRIPTION		
14	17-710	Hose 15'		
	17-715	Hose 21'		
15	18-404	Pan head screw #8-32 x 5/16" (4)		
16	14-297	Switch housing clamp		
17	18-480	Retaining ring		
18	14-572	Clamp		
19	14-222	Socket head cap screw		
20	14-819	Spatter shield		
21	14-340	Handle		
22	15-610	Conductor cable assembly 10' (Lincoln®)		
	15-615	Conductor cable assembly 15' (Lincoln®)		
22a	15-610M	Conductor cable assembly 10' (Miller®)		
	15-615M	Conductor cable assembly 15' (Miller®)		
23	16-610	Switch assembly 10' (Lincoln®)		
	16-615	Switch assembly 15' (Lincoln®)		
23a	16-610M	Switch assembly 10' (Miller®)		
	16-615M	Switch assembly 15' (Miller®)		
24	18-628	Socket head set screw #8-32 x 7/16"		
25	15-531	Insulator spring w/sleeve		
26	18-881	Flat head cap screw #8-32 x 3/8" (2)		
			I.D.	O.D.
27	15-140	Replacement liner 10' - 1/16 - 5/64	.156	.300
	15-145	Replacement liner 15' - 1/16 - 5/64	.156	.300
	15-150	Replacement liner 10' - 3/32	.180	.300
	15-160	Replacement liner 15' - 3/32	.180	.300

STANDARD



Standard Features
- 550 Amps @ 60% Duty Cycle
- Easy Installation
- Economical to Operate
- Field Repairable

Description
550 amp Sub Arc gun for mounting on manipulators, fixtures, side beams, and track machines. Available with either Lincoln® or Miller® back end. Designed for running 1/16" thru 3/32" wire. Available in lengths up to 15 feet.

PROFAX NO.	DIRECT CONNECT	GUN LENGTH	WIRE SIZE
LNS550-5	Lincoln®	5'	1/16", 5/64", 3/32"
LNS550-10	Lincoln®	10'	1/16", 5/64", 3/32"
LNS550-15	Lincoln®	15'	1/16", 5/64", 3/32"
MS550-5	Miller®	5'	1/16", 5/64", 3/32"
MS550-10	Miller®	10'	1/16", 5/64", 3/32"
MS550-15	Miller®	15'	1/16", 5/64", 3/32"

*Specify wire size when ordering.



PARTS BREAKDOWN

NO.	PROFAX NO.	DESCRIPTION	NO.	PROFAX NO.	DESCRIPTION	I.D.	O.D.
1	S10147	Retaining nut	15	CA550-5LN	Cable assembly 5' Lincoln®		
2	S10125-1/16	Contact tip 1/16"		CA550-10LN	Cable assembly 10' Lincoln®		
	S10125-5/64	Contact tip 5/64"		CA550-15LN	Cable assembly 15' Lincoln®		
	S10125-3/32	Contact tip 3/32"		CA550-5M	Cable assembly 5' Miller®		
3	T10575	Flux cone		CA550-10M	Cable assembly 10' Miller®		
4	T10574	Locking ferrule		CA550-15M	Cable assembly 15' Miller®		
5	M8249-S	Body					
6	T9078-1	Thumb screw	16	15-140	Replacement liner 1/16 & 5/64 - 10'	.156	.300
7	S550FV	Gate valve		15-145	Replacement liner 1/16 & 5/64 - 15'	.156	.300
8	S550BHS	Screws 8-32 x 1/4 (2 req'd)		15-150	Replacement liner 3/32 - 10'	.180	.300
9	S550H	Flux hopper		15-160	Replacement liner 3/32 - 15'	.180	.300
10	S550HL	Support rim	17	S550I-2	Insulator		
11	S550-3	Extension w/set screw	18	S550A	Adapter		
12	S550JL	Jumper liner	19	S10157	Nozzle body		
13	14-331	Hand screw	20	121312	Bolt and nut		
14	S550I-1	Insulator					

OPTION #1

AEC 550

Shown with optional curved extension installed. Specify extension you want installed when ordering gun. Note - curved extensions come with stainless wear guides installed for longer life.

PROFAX NO.	DESCRIPTION	PROFAX NO.	DESCRIPTION	PROFAX NO.	DESCRIPTION
SA-6-30	30° 6” extension	SA-9-22	22° 9” extension	SA-12-45-4R	45° 12” extension 4” radius
SA-6-45	45° 6” extension	SA-9-30	30° 9” extension	SA-12-60-4R	60° 12” extension 4” radius
SA-6-60	60° 6” extension	SA-9-45	45° 9” extension	SA-12-90-4R	90° 12” extension 4” radius
SA-6-90	90° 6” extension	SA-9-60	60° 9” extension		
		SA-9-75	75° 9” extension		
		SA-9-90	90° 9” extension		

*Specify wire size when ordering.

OPTION #2

For operating @ 100% Duty Cycle

AEC 550HD Sub Arc

Same basic design as the AEC 550 except we have added a busbar at the head to allow you to connect an external piece of 4/0 welding cable back to your power source for increased duty cycle.

PROFAX NO.	DIRECT CONNECT	GUN LENGTH	WIRE SIZE
HDLNS550-5	Lincoln®	5’	1/16”, 5/64”, 3/32”
HDLNS550-10	Lincoln®	10’	1/16”, 5/64”, 3/32”
HDLNS550-15	Lincoln®	15’	1/16”, 5/64”, 3/32”
HDMS550-5	Miller®	5’	1/16”, 5/64”, 3/32”
HDMS550-10	Miller®	10’	1/16”, 5/64”, 3/32”
HDMS550-15	Miller®	15’	1/16”, 5/64”, 3/32”

*Specify wire size when ordering.

OPTION #2

Exploded View

OPTION #3

Flux hose and flux spring are available for running AEC 550 with pressurized flux system.

S550FS
Flux Spring

Optional: Remote Start Switch

PROFAX NO.	DESCRIPTION
RSCLN-15	Lincoln® 15’
RSCLN-25	Lincoln® 25’
RSCM-15	Miller® 15’
RSCM-25	Miller® 25’

Small Bore Subarc 550

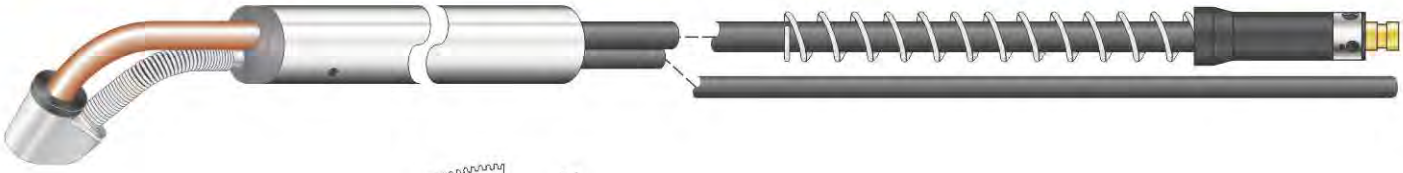

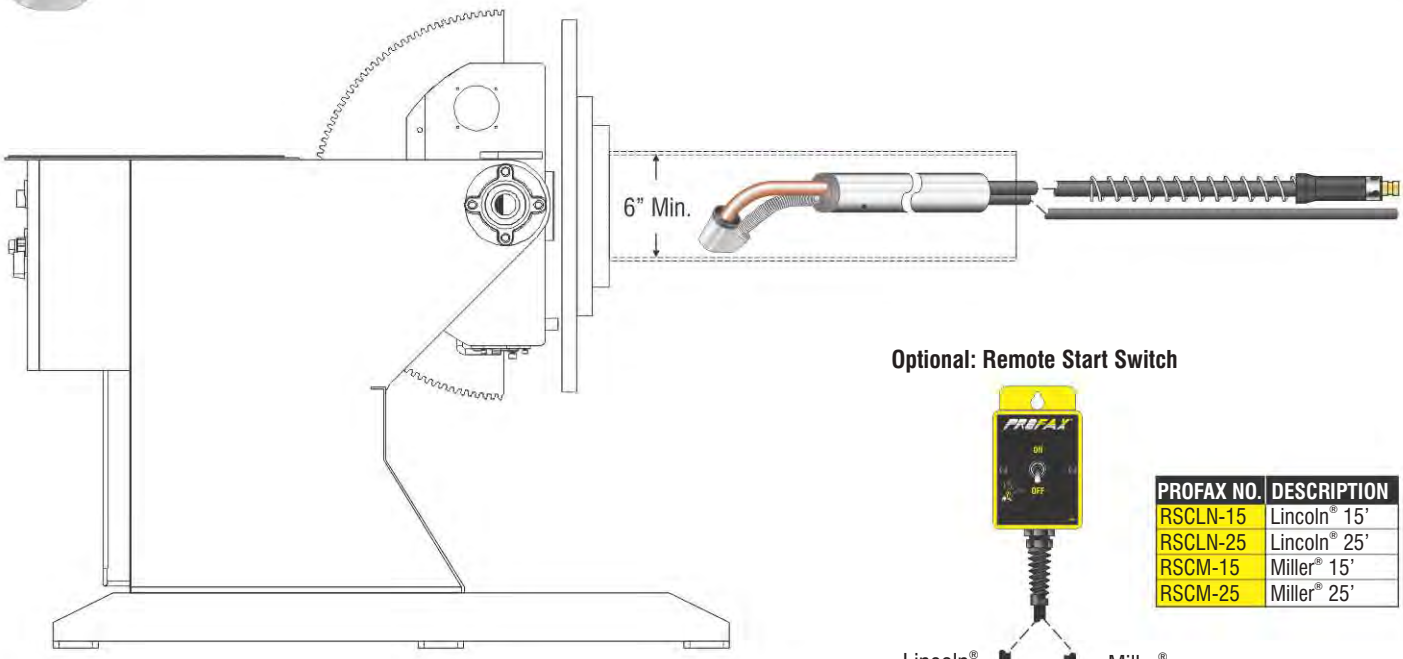

Optional: Remote Start Switch

PROFAX NO.	DESCRIPTION
RSCLN-15	Lincoln® 15'
RSCLN-25	Lincoln® 25'
RSCM-15	Miller® 15'
RSCM-25	Miller® 25'

Designed for automated welding or overlay on inside diameter of pipe from 6" dia. and larger. Gun is mounted in a 2" dia. x 6" long aluminum tube which may be attached to most track systems. Other length tubes are available. Comes standard with a 70° or 90° conductor tube and in cable lengths of 10' or 15'. Rear connections to fit Lincoln® or Miller® feeders.

SMALL BORE SUBARC 550

PROFAX NO.	DIRECT CONNECT	HEAD TUBE	CABLE LENGTH	FLUX HOSE	WIRE SIZE	PROFAX NO.	DIRECT CONNECT	HEAD TUBE	CABLE LENGTH	FLUX HOSE	WIRE SIZE
SBSLN550-70-10	Lincoln®	70°	10'	13'	1/16", 5/64", 3/32"	SBSM550-70-10	Miller®	70°	10'	13'	1/16", 5/64", 3/32"
SBSLN550-90-10	Lincoln®	90°	10'	13'	1/16", 5/64", 3/32"	SBSM550-90-10	Miller®	90°	10'	13'	1/16", 5/64", 3/32"
SBSLN550-70-15	Lincoln®	70°	15'	18'	1/16", 5/64", 3/32"	SBSM550-70-15	Miller®	70°	15'	18'	1/16", 5/64", 3/32"
SBSLN550-90-15	Lincoln®	90°	15'	18'	1/16", 5/64", 3/32"	SBSM550-90-15	Miller®	90°	15'	18'	1/16", 5/64", 3/32"

*Specify wire size when ordering.

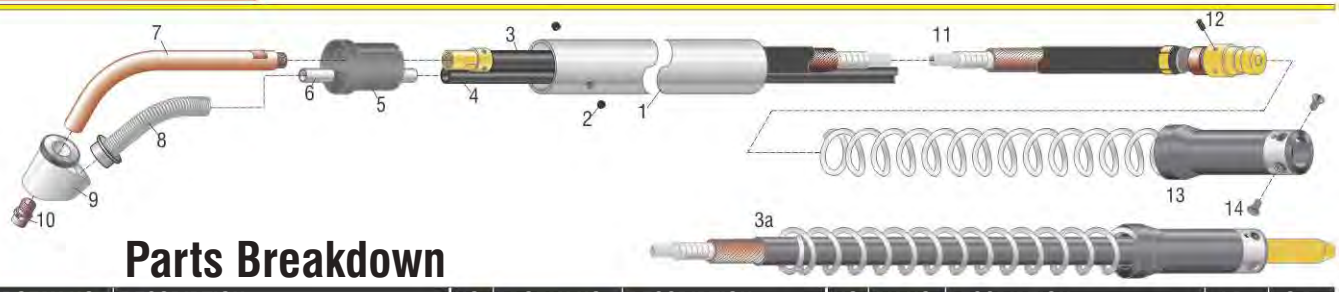

Parts Breakdown

NO.	PROFAX NO.	DESCRIPTION
1	SB-550-6	Aluminum outer tube (6" length std.)
2	SB-558	Set screw (2 req'd)
3	SBLN559-10	10' Lincoln® direct cable assembly
	SBLN559-15	15' Lincoln® direct cable assembly
3a	SBM559-10	10' Miller® direct cable assembly
	SBM559-15	15' Miller® direct cable assembly
4	SB-557-13	13' flux hose
	SB-557-18	18' flux hose
5	SB-554	Insulator
6	SB-556	Flux tube

NO.	PROFAX NO.	DESCRIPTION
7	SB-9-30	9" extension 30°
	SB-9-45	9" extension 45°
	SB-9-60	9" extension 60°
	SB-9-70	9" extension 70°
	SB-9-90	9" extension 90°
8	SB-552	Flux spring assembly
9	SB-551	Nozzle assembly
10	SB-555-1/16	Contact tip 1/16"
	SB-555-5/64	Contact tip 5/64"
	SB-555-3/32	Contact tip 3/32"

NO.	PX NO.	DESCRIPTION	I.D.	O.D.
11	15-145	15' Replacement Liner 1/16"- 5/64"	.156	.300
	15-160	15' Replacement Liner 3/32"	.180	.300
12	18-892	Socket head set screw #8-32x5/16"		
13	15-531	Insulator spring w/spring		
14	18-881	Flat head cap screw #8-32 x 3/8" (2 req'd)		

IMT-250 Internal Torch

To order specify wire size, feeder connection, and either cable length (A), gun mounted (B), or direct connect (C)(shown below)

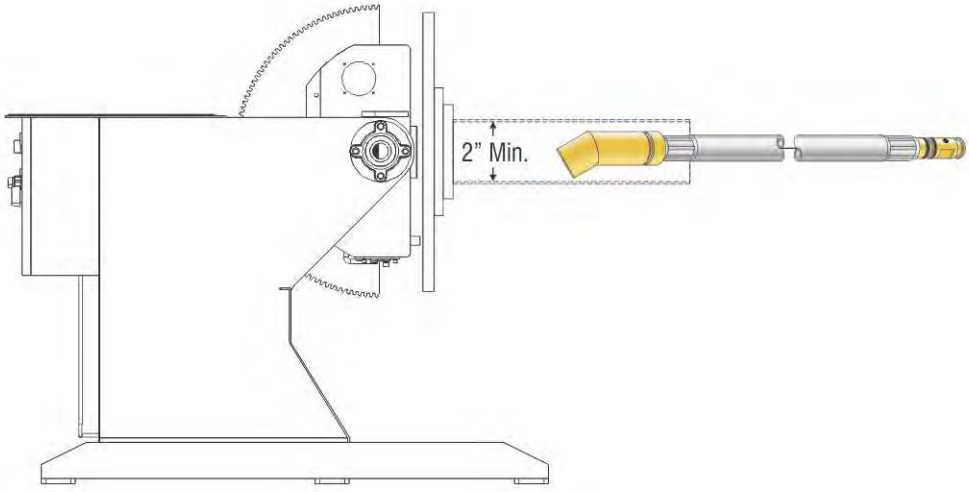

Optional: Remote Start Switch

PROFAX NO.	DESCRIPTION
RSCLN-15	Lincoln® 15'
RSCLN-25	Lincoln® 25'
RSCM-15	Miller® 15'
RSCM-25	Miller® 25'

IMT-250 INTERNAL TORCH



Standard Features

- .030 - 1/16" wire sizes
- Welds inside 2" I.D. pipe
- Standard length 30" with PROFAX back end
- Available with either Lincoln® or Miller® back end
- Special cable assemblies available up to 15'
- Optional water cooled nozzle available

PARTS BREAKDOWN

NO.	PROFAX NO.	DESCRIPTION	NO.	PROFAX NO.	DESCRIPTION
1.	28-75	Bent nozzle		20-45	Straight tip .045
2.	27HTI	Insulator		20-52	Straight tip .052
3.	29-75	Straight nozzle		20-116	Straight tip 1/16"
4.	19-30	Bent tip .030	6.	41	Tip nut
	19-35	Bent tip .035	7.	58	Gas diffuser
	19-40	Bent tip .040	8.	IT30J	Body
	19-45	Bent tip .045	9.	R173-T	PROFAX rear end
	19-52	Bent tip .052		R173-L	Lincoln® rear end
	19-116	Bent tip 1/16"		R173-M	Miller® rear end
5.	20-30	Straight tip .030	10.	44-3545-15	Liner
	20-35	Straight tip .035		44-116-15	Liner
	20-40	Straight tip .040			

QCC CONDUIT / QCC-HD (Heavy Duty) CONDUIT

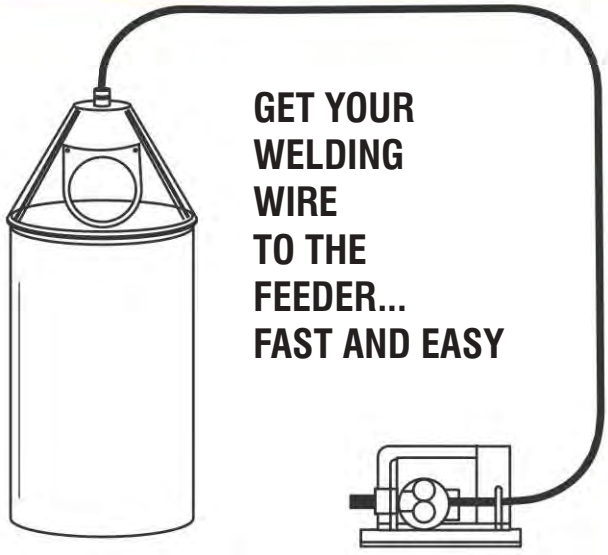

Best suited for applications where constant flexing is required. The QCC series of Conduits are ideal for use on automatic and semi automatic systems, such as Manipulators, Gantries, Seam Trackers, and Robotic installations.

QCC CONDUIT has a .198" I.D. with a .500" O.D. capable of guiding solid welding electrodes up to 3/32" diameter or cored wires up to 5/64". The **QCCHD CONDUIT** has a .265" I.D. with a .625" O.D. and is recommended for solid welding electrodes up to 5/32" diameter or cored wires up to 7/64".

STOCKED LENGTHS

QCC CONDUITS:		QCCHD CONDUITS:	
QCC-24	Conduit 24"	QCCHD-48	Conduit 48"
QCC-30	Conduit 30"	QCCHD-72	Conduit 72"
QCC-36	Conduit 36"	QCCHD-84	Conduit 84"
QCC-48	Conduit 48"	QCCHD-96	Conduit 96"
QCC-60	Conduit 60"	QCCHD-108	Conduit 108"
QCC-72	Conduit 72"	QCCHD-120	Conduit 120"
QCC-84	Conduit 84"	QCCHD-144	Conduit 144"
QCC-96	Conduit 96"	QCCHD-180	Conduit 180"
QCC-108	Conduit 108"	QCCHD-240	Conduit 240"
QCC-120	Conduit 120"	QCCHD-300	Conduit 300"
QCC-144	Conduit 144"		
QCC-180	Conduit 180"		
QCC-240	Conduit 240"		
QCC-300	Conduit 300"		

QCC and QCCHD Conduits are available in special lengths and bulk.

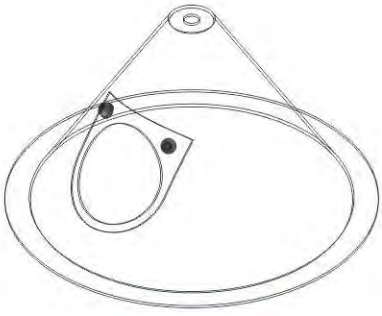

DOME - 20

Installs on 20" (50.8cm) diameter payoff drum.

DCK

DOME CONNECTOR KIT

Quick Connector accepts QCC and QCCHD Conduits. Designed for easy installation on DOMES. Comes complete with Quick Connector, washers, and wear resistant steel inlet guide.

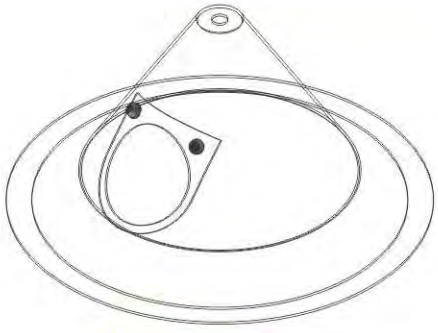

DOME - 23

Installs on 23" (58.4cm) diameter payoff drum.

QCC CONDUIT

CONNECTORS FOR QCC & QCC HD CONDUITS

QCA ADAPTER KIT

Quick Connector with inlet guide and mounting bushings. The QCA Adapter Kit is suitable for most MIG wire feeders and mounts easily in place of the manufacturer's inlet guide. Various inlet sizes can be accommodated with the bushings supplied. The QCA Adapter Kit is also suitable for wire pay-off systems that have a thru hole and a retaining screw.

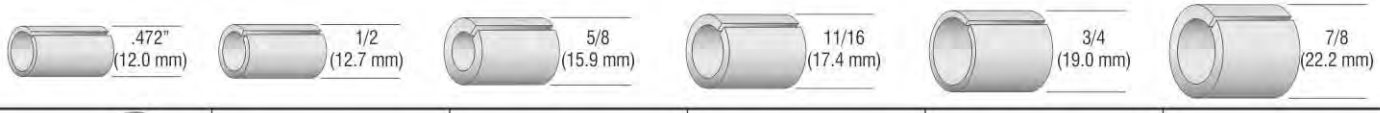

QCB CONNECTOR
Quick Connector with 1/2"-20 male threads, washers, and nut.

QCF CONNECTOR
Quick Connector with 1/4" NPT female threads.

QCF-1/2 CONNECTOR
Quick Connector with 1/2"-20 female threads.

QCM CONNECTOR
Quick Connector with 1/4" NPT male threads.

QCM-1/2 CONNECTOR
Quick Connector with 1/2" NPT male threads.

QCM-1/2-20 CONNECTOR
Quick Connector with 1/2"-20 male threads.

STANDARD DUTY WIRE STRAIGHTENER

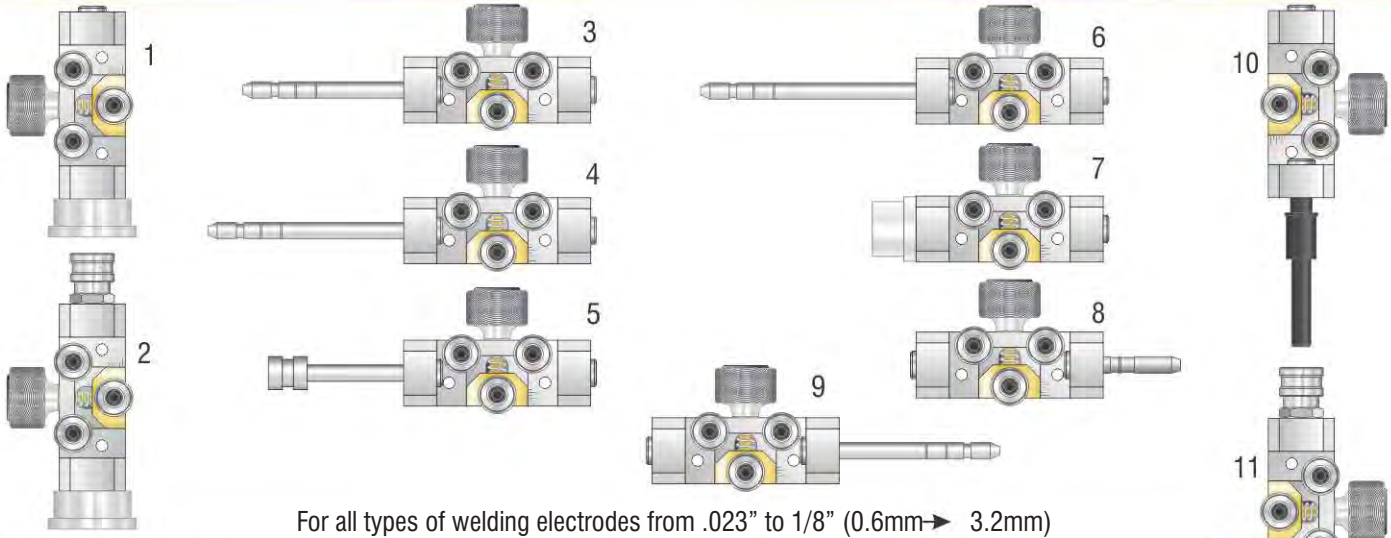

For all types of welding electrodes from .023" to 1/8" (0.6mm➔ 3.2mm)

ITEM	PROFAX NO.	DESCRIPTION
1	WS-LSA	Lincoln® straightener, complete for Subarc heads (NA-3, NA-4, NA-5, LT-7, and Power Feed 10A)
2	WS-LSAQ	Lincoln® straightener, complete for Subarc heads and QCC conduit (NA-3, NA-4, NA-5, and Power Feed 10A)
3	WS-LN7	Lincoln® straightener, complete for LN-7 feeders
4	WS-LN7GMA	Lincoln® straightener, complete for LN-7GMA feeders
5	WS-LN89	Lincoln® straightener, complete for LN-8 and LN-9 feeders
6	WS-LN9GMA	Lincoln® straightener, complete for LN-9GMA feeders
7	WS-LN10	Lincoln® straightener, complete for DH-10, LN-10, STT-10, Power Feed 10 and Power Feed 10M
8	WS-M	Miller® straightener, complete for all 10, 30, & 50 series feeders
9	WS-M-67	Miller® straightener, complete for all 60 and 70 series feeders
10	WS-MR	Miller® straightener, complete for RAD 400 and RAD 780
11	WS-MRQ	Miller® straightener, complete for RAD 400, RAD 780 and QCC conduit

ITEM	PROFAX NO.	DESCRIPTION
1	A-1946	Guide, Lincoln® DH-10, LN-10, & STT-10 (Also, can be used to couple two straighteners)
2	A-1986	Kit, roll (3 required)
3	A-1951	Plate, slide
4	A-1950	Slide
5	A-1952	Spring
6	7290	Guide Lincoln® LN-8 & LN-9
7	7291	Guide Lincoln® LN-9-GMA
8	7292	Guide Lincoln® LN-7/Miller® 60 and 70 series feeders
9	7293	Guide Lincoln® LN-7-GMA
10	150996	Guide Miller® for all 10, 30, and 50 series feeders
11	7296	Guide Miller® RAD 400 & RAD 780
12	045233	Insert antiwear
13	7279	Bushing, Lincoln® Subarc
14	7083	Bushing, standard
15	7289	Bushing, 1/2" - 20
16	QCM	Fitting, conduit quick connect - used with 7289 bushing

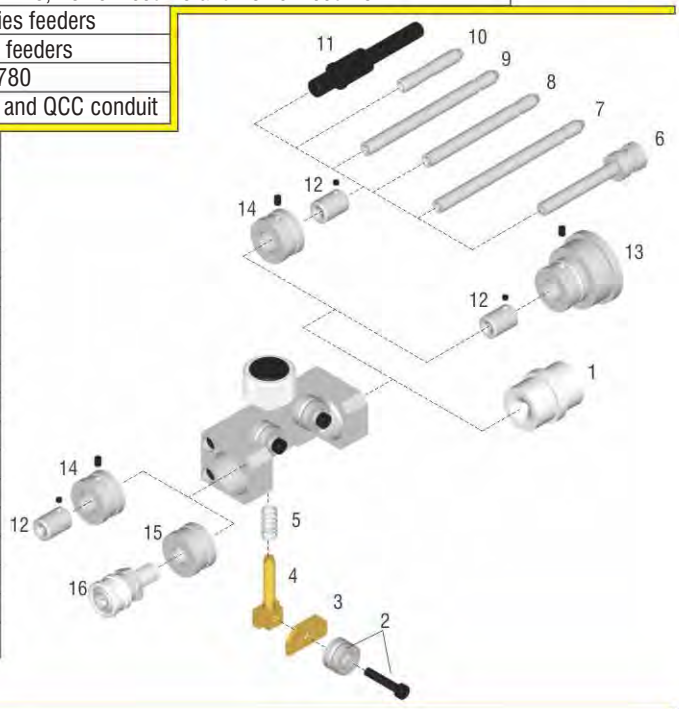

HEAVY DUTY WIRE STRAIGHTENER

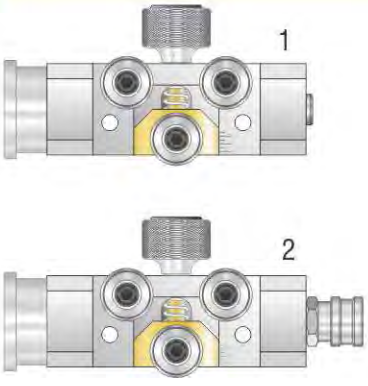

NEW

For 5/64" - 3/16" wire.

ITEM	PROFAX NO.	DESCRIPTION
1	WS-LSA-HD	Lincoln® straightener, complete for Subarc heads (NA-3, NA-4, NA-5, LT-7, and Power Feed 10A)
2	WS-LSAQ-HD	Lincoln® straightener, complete for Subarc heads and QCC conduit (NA-3, NA-4, NA-5, and Power Feed 10A)

AEC 200 1# Spool Gun

STANDARD FEATURES

- *Economical feeder/gun combination eliminates need for additional wire feeder*
- *Lightweight design reduces operator fatigue*
- *50' hose/cable assembly offers maximum portability for remote operation*
- *Operation simplified by wire speed control on gun*
- *Mechanical pre-flow and post-flow control*
- *Operator safety provided by plastic housing and low voltage operation*

Model AEC 200 Ratings

Current (D.C.R.P.)	Duty Cycle	Gas
200 Amps	100%	Argon or Helium
250 Amps	50%	Argon or Helium
275 Amps	30%	Argon or Helium
300 Amps	100%	Carbon Dioxide

For appropriate control boxes see pages 112-113

Model AEC 200 comes complete with gun, nozzles, liners, contact tubes, a wrench and 50' of cable hose assembly.

Also available in 100' length on Special Order

THE SELECTION CHART

PROFAX NO.	WIRE SIZE	TYPE	MOTOR RATIO	NOZZLE I.D.	TIP & LINER
AEC 200-36	.030-3/64"	Aluminum	36:1	11/16"	3/64"
AEC 200-64	.035-3/64"	Aluminum	64:1	11/16"	3/64"
AEC 200-36L*	.030-3/64" .030-.035	Aluminum & Hard	36:1	11/16"	3/64"

The AEC 200L is a modified gun to direct connect to the ESAB®(L-TEC®) MigMaster 250 and the ESAB® Mig-28A control module.

DIRECT CONNECT Solid State Spool Gun

The AEC 200-4DM Direct Connect is designed to give ***Solid State* Performance** to a Spool Gun that will connect to the Constant Voltage power sources listed below **without the need of a control box**.

DESIGN FEATURES:

- **Direct Connects** to Miller®, Thermal Arc® and CompArc® Constant Voltage power sources.
- **No Control Box** - Interfaces Direct to Power Source.
- Operates on **24 VAC**
- **One Motor** for .030 - 1/16" Aluminum and .023 - .045 Hard wires.
- **No More Changing Motor Ratio's**
- **20** to **800** ipm Speed Range.
- **50'** Cable Length Standard.
- ***Solid State*** Control Provides:
  True Constant Speed
  Higher Motor Torque at all Speeds
  Compensates for Input Voltage Fluctuations
  Longer Motor Life
  Smoother Wire Feeding

Also available in 100' length on Special Order

DIRECT CONNECT SPOOL GUN SYSTEMS

PROFAX NO.	DESCRIPTION
AEC 200-4DM	Direct connect spool gun for Miller®, Thermal Arc®, and CompArc® constant voltage power sources with the 14 pin wire feeder receptacle.

SPECIFICATIONS

INPUT POWER	WELD OUTPUT RATING ARGON	WIRE CAPACITY	WIRE SPEED RANGE
24VAC	250 amps - 50% duty cycle 200 amps - 100% duty cycle	.030 - 1/16" aluminum .023 - .045 hard wire	20 ipm to 800 ipm

This system can be connected to any adequately sized constant voltage welding power source that provides 24 VAC auxiliary power and a contact closure contactor circuit. See owners manual or consult factory for complete details.

Solid State Spool Gun & Control

PROFAX HAS GIVEN THE ***CLASSIC*** DESIGN OF THE AEC 200 SPOOL GUN A NEW *SOLID STATE* PUNCH. DESIGNED FOR CONSTANT VOLTAGE POWER SOURCES, THIS NEW PUNCH WILL PROVIDE:

- **ONE MOTOR** FOR .030 THROUGH 1/16" ALUMINUM AND .023 THROUGH .045 HARD WIRES.
- **NO MORE CHANGING MOTOR RATIO'S**
- **NO MORE RHEOSTAT TO GET HOT OR BURN OUT**
- **30** TO **800** INCH PER MINUTE CAPABILITY
- **50'** GUN CABLE LENGTH STANDARD
- ***SOLID STATE*** CONTROL PROVIDES:
  TRUE CONSTANT SPEED
  HIGHER MOTOR TORQUE
  LONGER MOTOR LIFE
  SMOOTHER WIRE FEEDING

SOLID STATE SPOOL GUN SYSTEM

PROFAX NO.	DESCRIPTION
AEC 200-4	Spool Gun w/50' cable assembly for use w/ AEC 200-4C solid state control box
AEC 200-4C	Solid state control box for use w/ AEC 200-4 Spool Gun

Also available in 100' length on Special Order

SPECIFICATIONS

INPUT POWER	WELD OUTPUT RATING ARGON or HELIUM	WIRE CAPACITY	WIRE SPEED RANGE	DIMENSIONS	WEIGHT GUN & CABLES
115VAC 50/60 Hz.	250 Amps 50% Duty Cycle 200 Amps 100% Duty Cycle	.023 in. through 1/16" Aluminum or .023 in. through .045 Hard Wire	30 IPM to 800 IPM	Height 8.25" Width 3" Length 15"	Net 26 lbs. Ship 29 lbs.
					4C Control
					Net 7.5 lbs. Ship 9 lbs.

The AEC 200-4 Spool Gun and AEC 200-4C control are interfaced together to give the improved *SOLID STATE* motor control performance to the *Classic* AEC 200 Spool Gun design. This system can be connected to any adequately sized CONSTANT VOLTAGE welding power source that provides 115V or 24V AC 50/60 Hz. auxiliary power and will operate 115 volt feedback or contact closure contactor circuits. See owners and installation manual for complete details.

STANDARD SPOOL GUNS

PROFAX NO.	WIRE SIZE	CONNECTION TYPE
AEC 200-36 AEC 200-64	.030-3/64" ALUMINUM .035-3/64" ALUMINUM	FOR USE WITH THE AEC 200-1 ON CONSTANT VOLTAGE POWER SOURCES OR WITH THE AEC 200-2 AND AEC 200-3A ON CONSTANT CURRENT POWER SOURCES.
AEC 200-36P AEC 200-64P	.030-3/64" ALUMINUM .035-3/64" ALUMINUM	FOR USE WITH THE AEC 200-1P CONTOL BOX ON CONSTANT VOLTAGE POWER SOURCES. DIRECT CONNECTS TO THE AIRCO® POWER SOURCES WITH 10 PIN RECEPTACLE.

SOLID STATE SPOOL GUNS

AEC 200-36L	.030-3/64" ALUMINUM .030-.035 HARD WIRE	DIRECT CONNECTS TO AN ESAB® MIGMASTER 250 AND TO THE ST-28A CONTROL BOX.
AEC 200-4	.030-1/16" ALUMINUM .023-.045" HARD WIRE	MUST BE USED IN CONJUNCTION WITH THE AEC 200-4C CONTROL BOX. FOR USE ON CONSTANT VOLTAGE POWER SOURCES ONLY.
AEC 200-4DM	.030-1/16" ALUMINUM .023-.045 HARD WIRE	DIRECT CONNECTS TO MILLER® OR COMPARC® CONSTANT VOLTAGE POWER SOURCE WITH THE 14 PIN RECEPTACLE. CAN ALSO BE USED WITH THE AEC-LVC CONTACTOR BOX ON CV MACHINES WITHOUT A CONTACTOR.
AEC 200-4DMX	.030-1/16" ALUMINUM .023-.045 HARD WIRE	DIRECT CONNECTS TO A MILLERMATIC® 250X, TO THE MILLERMATIC® 300 (BEGINNING WITH SERIAL # LA000202) AND THE HOBART® IRONMAN 275.

STANDARD CONTROL BOXES

AEC 200-1	FOR USE WITH ANY STANDARD PROFAX SPOOL GUN BEING USED ON A CONSTANT VOLTAGE POWER SOURCE. (SEE CONTACTOR BOX).
AEC 200-1P	FOR USE WITH ANY STANDARD PROFAX (P) SPOOL GUN BEING USED ON A CONSTANT VOLTAGE POWER SOURCE. (SEE CONTACTOR BOX).
AEC 200-2	FOR USE WITH ANY STANDARD PROFAX SPOOL GUN BEING USED ON A CONSTANT CURRENT POWER SOURCE. (SEE CONTACTOR BOX).
AEC 200-3A	FOR USE WITH A STANDARD PROFAX SPOOL GUN ON A CONSTANT CURRENT DC POWER SOURCE. RECOMMENDED FOR INDUSTRIAL SIZED ELECTRIC MACHINES AND ENGINE DRIVES OF 3 CYLINDERS OR MORE. OPERATES ON 115V AC OR DC.

SOLID STATE CONTROL BOXES

AEC 200-4C	FOR USE WITH AN AEC 200-4 BEING USED ON A CONSTANT VOLTAGE WELDING POWER SOURCE. (SEE CONTACTOR BOX).

CONTACTOR BOX

AEC 200-C	FOR USE ON POWER SOURCES WITHOUT A CONTACTOR. USED IN CONJUNCTION WITH AN AEC 200-1, AEC 200-1P OR AEC 200-4C ON CONSTANT VOLTAGE POWER SOURCES AND WITH THE AEC 200-2 ON CONSTANT CURRENT POWER SOURCES.
AEC 200-LVC	FOR USE WITH THE AEC 200-4DM WHERE AN EXTERNAL CONTACTOR IS REQUIRED.


CONSTANT VOLTAGE
WELDING POWER SOURCE
WITHOUT
REMOTE CONTACTOR CONTROL
AEC 200-C
CONTACTOR
AEC 200-4C
SOLID STATE
AEC 200-4

CONSTANT CURRENT
WELDING POWER SOURCE
WITH
REMOTE CONTACTOR CONTROL
AEC 200-2
NON SOLID STATE
AEC 200-64

CONSTANT CURRENT
WELDING POWER SOURCE
WITHOUT
REMOTE CONTACTOR CONTROL
AEC 200-2
NON SOLID STATE
AEC 200-C
CONTACTOR
AEC 200-64

CONSTANT CURRENT
WELDING POWER SOURCE
WITHOUT
REMOTE CONTACTOR CONTROL
AEC 200-3A
CONTROL WITH
INTERNAL CONTACTOR
AEC 200-64

MILLER® ONLY
CONSTANT VOLTAGE
WELDING POWER SOURCE
WITH 14 PIN RECEPTACLE
REMOTE CONTACTOR CONTROL
NO CONTROL REQUIRED
AEC 200-4DM

CONSTANT VOLTAGE
WELDING POWER SOURCE
WITHOUT
REMOTE CONTACTOR CONTROL
AEC-LVC
CONTACTOR
AEC 200-4DM

L-Tec®/ESAB®
Mig-Master® 250
OR
ST-28A CONTROL
NO CONTROL REQUIRED
AEC 200-36L

STANDARD CONTACT TIPS

PROFAX NO.	WIRE SIZE	I.D.
3123	.023	.031
3356	.030-.035	.044
3299	.045-3/64”	.060
3300	1/16”	.078
45-070	3/64”	.073

3136	.030	.040
3115	.035-.047	.064
3135	1/16”	.084

STANDARD NOZZLES

PROFAX NO.	I.D.	MATERIAL
4268	7/16”	Brass
4269	11/16”	Brass
4270	11/16”	Brass
4552	9/16”	Brass
4572	11/16”	Copper

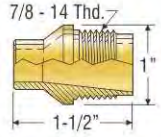

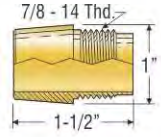

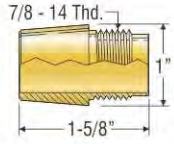

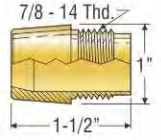

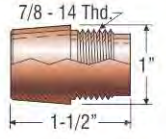

BENT NOZZLE KIT & TIPS

NO.	PROFAX NO.	DESCRIPTION	NO.	PROFAX NO.	DESCRIPTION
1	4119	Bent nozzle kit	5	4139	Adapter
2	4346	Nut	6	4108	Barrel
3	4137	Nozzle	7	4138	Assembly (5 & 6)
4	4300	Slip ring			

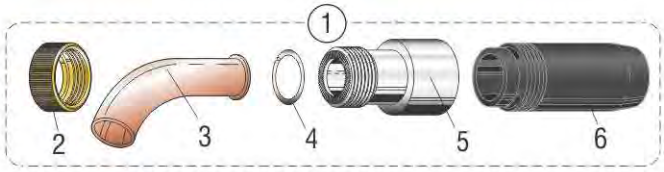

Note: Additional 4137 nozzle included

PROFAX NO.	WIRE SIZE	I.D.
3067	.030-.035	.060
3068	.045-3/64”	.084
3090	3/64”-1/16”	.090
3069	1/16”	.109

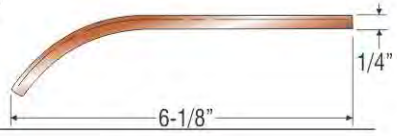

4137 Copper 5/8”

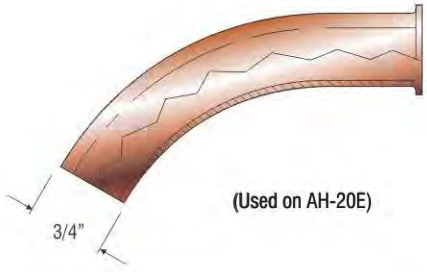

(Used on AH-20E)

FLEXIBLE BARREL ASSEMBLY & TIPS

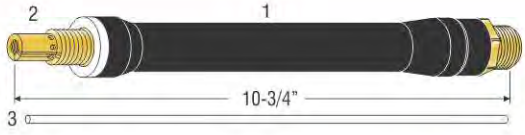

NO.	PROFAX NO.	DESCRIPTION	NO.	PROFAX NO.	DESCRIPTION
1	4925	Flexible barrel	3	9635-8¼	Liner (cut to length) Included
2	4580	Tip holder (included)			

Nozzles 4268, 4269, and 4270 Shown above in left column and 4147 nozzle body

Contact Tips 3150, 3223, 3455 and 3456 Shown below

PROFAX NO.	WIRE SIZE	I.D.
3150	.030-.035 Hard	.040
3223	.045 Hard	.053
3455	3/64”	.061
3456	1/16” Alum.	.081



NEW STYLE BARREL ASSEMBLY

NO.	PROFAX NO.	DESCRIPTION	NO.	PROFAX NO.	DESCRIPTION
1	4638	New style assy.	4	4147	Nozzle body
2	4268	Nozzle	5	4641	Spacer
3	4269	Nozzle	6	4640	Adapter sleeve

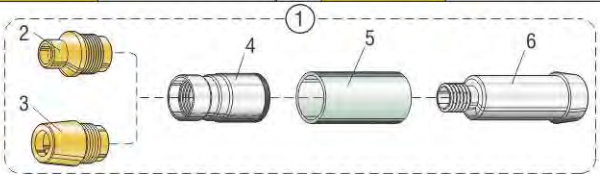

OLD STYLE BARREL ASSEMBLY

NO.	PROFAX NO.	DESCRIPTION	NO.	PROFAX NO.	DESCRIPTION
1	4124	Old style assembly	4	4117	1/2” nozzle
2	4105	Adapter		4118	3/4” nozzle
3	4108	Barrel		4110	5/8” nozzle

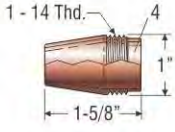

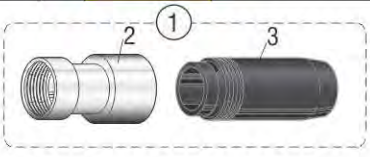

AEC 200 Heavy Duty Consumables

PROFAX NO.: 4675
Assembly with 180° Gooseneck

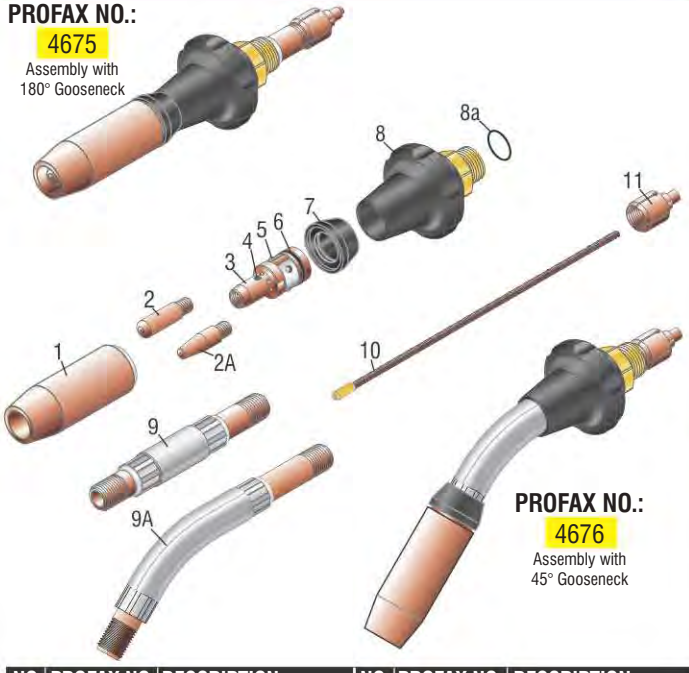

PROFAX NO.: 4676
Assembly with 45° Gooseneck

NO.	PROFAX NO.	DESCRIPTION	NO.	PROFAX NO.	DESCRIPTION
1.	27 series	Nozzles	7.	17SW	Shock washer
2.	17 series	Tip	8.	4006	Barrel adapter
2a.	17ST series	Tip	8a.	4011	O-ring
3.	57HD	Gas diffuser	9.	4600	Gooseneck - straight
4.	44C	Screw	9a.	4645	Gooseneck - 45°
5.	240	Retaining ring	10.	4010	Liner (phos-bronze)
6.	260	O-ring	11.	4009	Locking nut

PROFAX NO.	DESCRIPTION	TIP I.D.
17S-30	Contact tip .030	.040
17S-35	Contact tip .035	.044
17S-40	Contact tip .040	.049
17S-45	Contact tip .045	.054
17AS-364	Contact tip 3/64" aluminum	.060
17S-52	Contact tip .052	.064
17S-116	Contact tip 1/16"	.073
17AS-116	Contact tip 1/16" aluminum	.078

17ST-30	Contact tip .030	.040
17ST-35	Contact tip .035	.044
17ST-40	Contact tip .040	.049
17ST-45	Contact tip .045	.054
17ST-52	Contact tip .052	.064
17ST-116	Contact tip 1/16"	.073



27K50 — M.D. Nozzle 1/2"

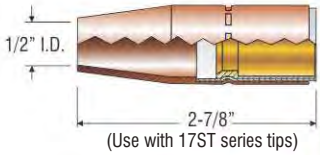

(Use with 17ST series tips)

27S50 — H.D. Nozzle 1/2"

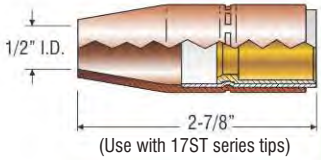

(Use with 17ST series tips)

27K62 — M.D. Nozzle 5/8"

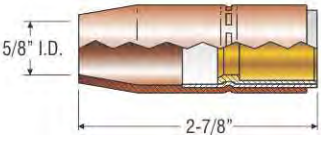

Heavy Duty Flexible Barrel

PROFAX NO.: 4975
(Assembly)

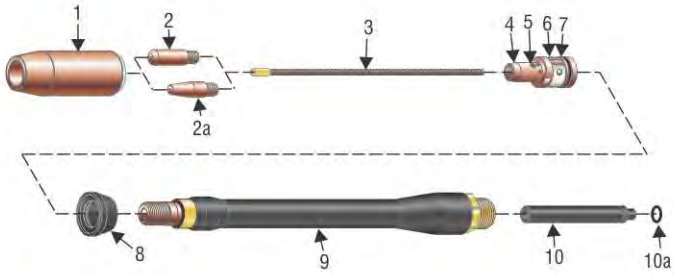

NO.	PROFAX NO.	DESCRIPTION	NO.	PROFAX NO.	DESCRIPTION
1.	27 series	Nozzles	6.	240	Spring
2.	17 series	Tip	7.	260	O-ring
2a.	17ST series	Tip	8.	17SW	Shock washer
3.	4010HDF	Liner (phos-bronze)	9.	4925HD	HD Flexible Barrel
4.	57HD	Gas diffuser	10.	1103HD	HD Guide Tube
5.	44C	Screw	10a.	1111	O-ring

PROFAX NO.	DESCRIPTION
27S62	H.D. Nozzle 5/8"

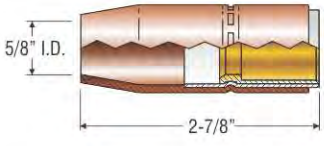

27S75 — H.D. Nozzle 3/4"

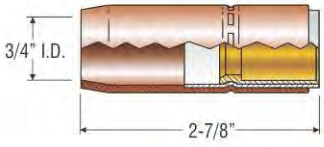

27S50GL — H.D. Nozzle 1/2"

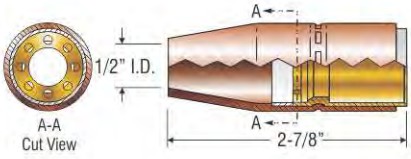

(Use with 17ST series tips)

27S62GL — H.D. Nozzle 5/8"

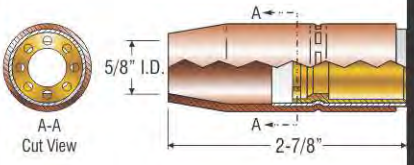

27S75GL — H.D. Nozzle 3/4"

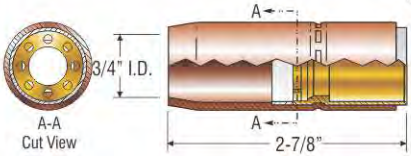

AEC 200 1# Spool Gun Breakdown

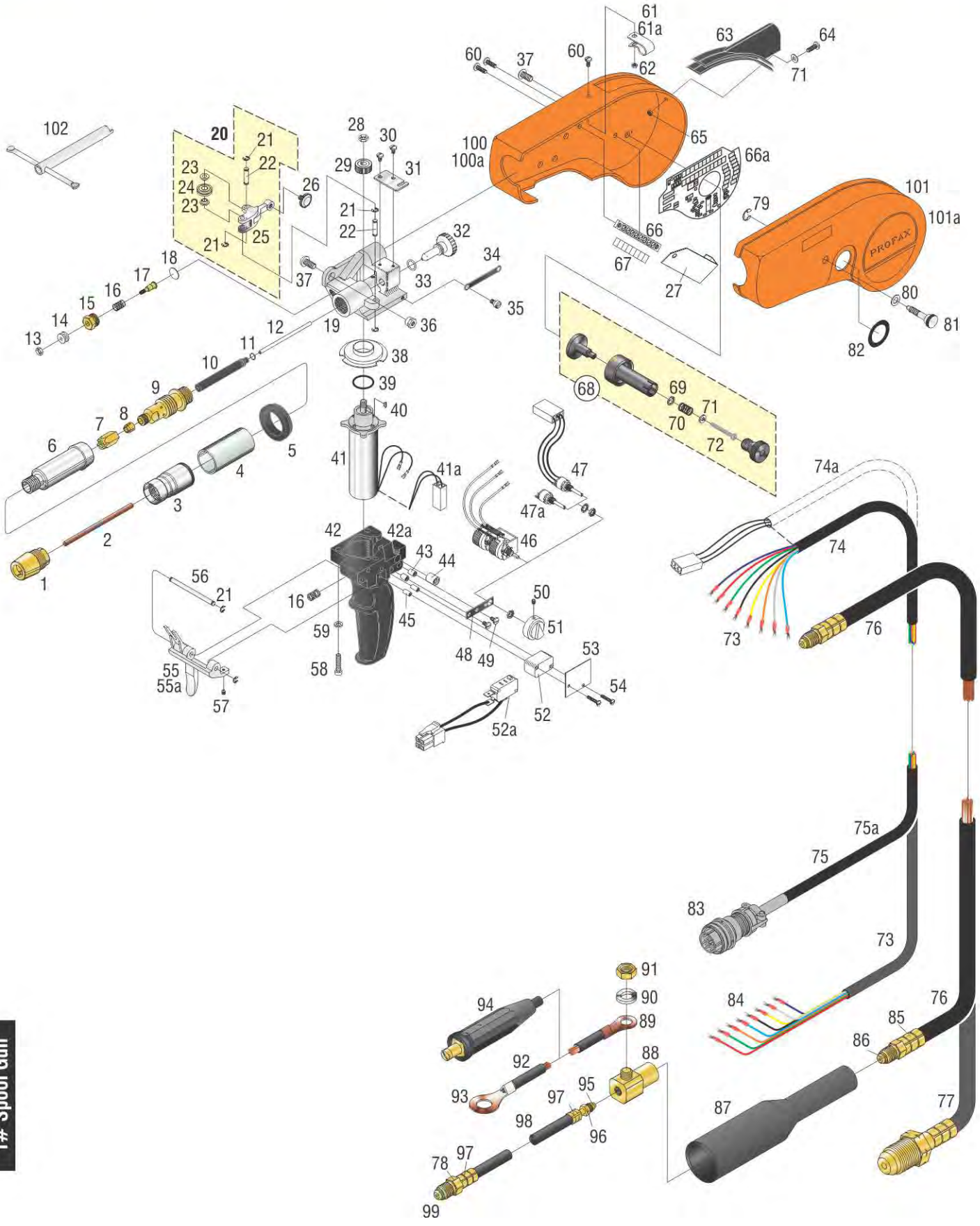

AEC 200
1# Spool Gun

Replacement Parts for the AEC 200 1# Spool Gun

NO.	PROFAX NO.	DESCRIPTION
1	4269	Nozzle
2	3115	Contact tip
3	4147	Nozzle body
4	4641	Spacer
5	1102	Grommet
6	4640	Adapter sleeve
7	1614	Nut
8	1613	Fitting
9	1058	Inner barrel
10	1103	Guide tube
11	1111	O-ring
12	5133	Green liner .030-.035
	5109	Red liner .045-3/64"
	5134	White liner 1/16"
13	1743	Pal nut
14	1100	Guide
15	1754	Retainer
16	1117	Spring
17	1107	Valve pin
18	1953	Diaphragm
19	1098	Housing
20	**1078**	**Arm assembly (consists of #'S 21-25)**
21	1388	Retaining ring
22	1077	Pin
23	1076	Spacer
24	1072	Driven roll
	1072-.023	Driven roll for .023 wire only
25	1171	Pressure Arm
26	1122	Adjusting screw
27	9260	Terminal Cover
28	1741	Pal nut
29	1080	Drive roll
30	1130	Screw
31	1082	Spring catch
32	1094	Inlet bushing
33	1709	O-ring
34	1079	Drive roll spring
35	1987	Pivot screw
36	1930	Insulating insert
37	1127	Screw
38	1081	Motor insulator
39	1071	O-ring
40	1004	Key
41	1061	Motor (36:1 ratio)
	1886	Motor (64:1 ratio)
41a	1886D	Motor (200-4DM)
42	1066	Handle
42a	1066D	Handle (200-4DM)
43	1014	Insert 6-32
44	1037	Insert 1/4"-20
45	1036	Insert 4-40
46	1106	Rheostat assembly
47	1606D	Potentiometer (200-4DM)
47a	1606L	Potentiometer for L & #4 gun
48	1095	Bracket
49	1993	Screw
50	1131	Set screw
51	1096	Knob
52	1280	Micro switch
52a	1280DA	Micro switch assembly (200-4DM)
53	1113	Insulator
53a	1113D	Insulator (200-4DM)
54	1018	Screw

NO.	PROFAX NO.	DESCRIPTION
55	1097	Trigger
55a	1097	Trigger (200-4DM)
56	1093	Trigger pin
57	1682	Set screw
58	1134	Screw
59	1126	Lock washer
60	1167	Screw
61	1579	Cable clamp
61a	1579D	Cable clamp (200-4DM)
62	1715	Nut
63	1059	Sleeve
64	1215	Round head screw
65	1012	Speed nut
66	1121	Terminal strip
66a	9253	PC board (200-4DM)
67	1114	Marker strip
68	**1040-ASSY**	**Complete spindle assembly (consists of #'s 69-72)**
69	1089	Washer
70	1118	Spindle spring
71	1027	D-Washer
72	1624	Tension Screw
73	1969	Spade terminal
74	1060	Control cable assembly
74a	1060DM	Cable w/Miller® 14 Pin (200-4DM)
75	1060L	Control cable assembly 30'
75a	1060-4	Control cable assembly 50'
	1060P	Control cable assembly
76	1057	Hose cable assembly 15'
77	1057L	Hose cable assembly 30'
78	1255	Connection nut
79	1052	Retaining ring
80	1116	Thrust washer
81	1083	Lock screw
82	1104	Dial plate
83	136961	14 pin plug for DM gun
	6459	10 pin male plug for P gun
	1607L	8 pin male plug for L & #4 gun
84	1963	Spade terminal
85	1433	Ferrule
86	1832	Fitting
87	1074	Cable boot
88	1087	Block
89	1972	Terminal
90	1009	Washer
91	1742	Nut
92	1086	Cable assembly 50'
93	1923	Cable lug
94	LDP-50M	Dinse connector
95	1273	Gland
96	1277	Nut
97	1206	Ferrule
98	1085	Hose assembly 35'
99	1245	Gland
100	1065	Rear cover(Orange)
100a	1065RD	Rear cover (200-4DM)(Red)
101	1064	Front cover(Orange)
101a	1064RD	Front cover (200-4DM)(Red)
102	1264	Wrench

AEC 200-1

NO.	PROFAX NO.	DESCRIPTION	NO.	PROFAX NO.	DESCRIPTION
1	8328A	Cover, top N/S*	9	8004	Decal, 4 pole terminal strip
2	8329A	Base	10	6314	Bridge rectifier
3	6100	Fuse holder	11	6271	Relay, 3 PDT-24VAC
4	6101	Fuse 1¼ amp slo blo N/S*	12	6416	Transformer, step down
5	7026	Strain relief (2)	13	6010	Resistor, 10 ohm 25 watt
6	7008	Terminal strip 8 pole	14	6182	Cable, 5' 18/2
7	8008	Decal, 8 pole terminal strip	15	6183	Cable, 5' 18/3
8	7004	Terminal strip 4 pole			

For use in connecting the AEC 200 welding gun to a constant voltage welding power source.

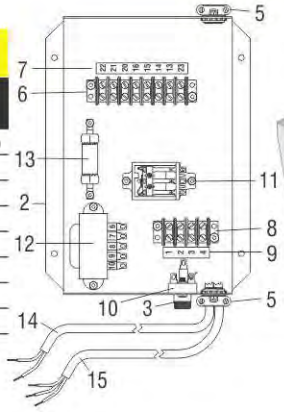

AEC 200-1P

NO.	PROFAX NO.	DESCRIPTION	NO.	PROFAX NO.	DESCRIPTION
1	8328A	Cover, top N/S*	9	8004	Decal, 4 pole terminal strip
2	8329A	Base	10	6314	Bridge rectifier
3	6100	Fuse holder	11	6271	Relay, 3 PDT-24VAC
4	6101	Fuse 1¼ amp slo blo N/S*	12	6416	Transformer, step down
5	7026	Strain relief (2)	13	6010	Resistor, 10 ohm 25 watt
6	7008	Terminal strip 8 pole	14	6182	Cable, 5' 18/2
7	8008	Decal, 8 pole terminal strip	15	6183	Cable, 5' 18/3
8	7004	Terminal strip 4 pole	16	6458	10 pin amphenol receptacle

For use in connecting the AEC 200P welding gun to a constant voltage welding power source.

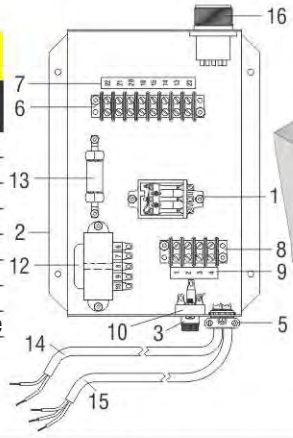

AEC 200-2

NO.	PROFAX NO.	DESCRIPTION	NO.	PROFAX NO.	DESCRIPTION
1	8328A	Cover, top N/S*	11	6271	Relay, 3 PDT-24VAC (2)
2	8330A	Base	12	6416	Transformer, step down
3	6100	Fuse holder	13	6010	Resistor, 10 ohm 25 watt
4	6101	Fuse 1¼ amp slo blo N/S*	14	6022	Current relay w/reed switch
5	7026	Strain relief (2)	15	08106	Dinse panel mount (2)
6	7008	Terminal strip 8 pole	16	6183	Cable, 5' 18/3
7	8008	Decal, 8 pole terminal strip	17	6023	Reed switch only
8	7004	Terminal strip 4 pole	18	6255	Sensor lead
9	8004	Decal, 4 pole terminal strip	19	6272	Relay diode assembly
10	6314	Bridge rectifier			(8 amp 600 volt)

*N/S - Not Shown

For use in connecting the AEC 200 welding gun to a constant current welding power source.

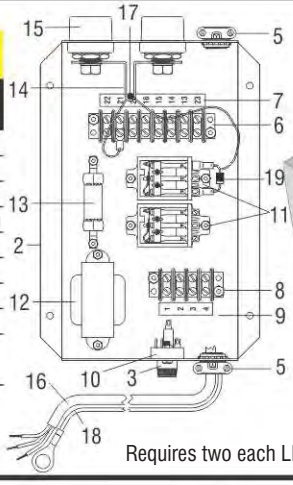

Requires two each LENCO LDP-50 Dinse type cable connectors.

AEC 200-3A

NO.	PROFAX NO.	DESCRIPTION	NO.	PROFAX NO.	DESCRIPTION
1	8333A	Cover, top N/S*	10	6100	Fuse holder
2	8334A	Base	11	6101	Fuse, 1¼ amp slo blo N/S*
3	6275	Relay 110V DC	12	6102	Fuse, 2 amp slo blo N/S*
4	7014B	Buss cable	14	6104	Sensor lead
5	6428	Contactor	15	7026	Strain relief (2)
6	7014A	Bus bar	16	6185	Line cord
7	08106	Dinse panel mount (2)	17	6000BCK	Printed circuit board assy
8	6010	Resistor 10 ohm 25 watt	18	6428FS	Flash suppressor
9	6013	Resistor 100 ohm 50 watt			

For use in connecting the AEC 200 welding gun to a constant current stationary or engine driven welding power source not having a contactor. **Recommended for aluminum welding only.**

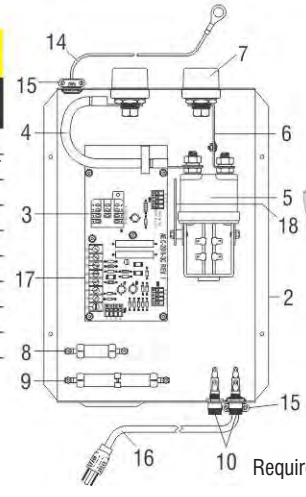

Requires two each LENCO LDP-50 Dinse type cable connectors.

AEC 200-4C

NO.	PROFAX NO.	DESCRIPTION	NO.	PROFAX NO.	DESCRIPTION
1	8328A	Top cover N/S*	8	6101	Fuse, 1.25 amp 250V*
2	8336A	Base	9	7004	Terminal strip
3	9250	PC board	10	6182	Contactor cord, 5 ft. 18/2
4	6416	Transformer 115/24 50VA	11	6183	Primary cord, 5 ft. 18/3
5	9044	Relay, 3PDT - 24VAC	12	7026	Strain relief
6	6461	8 pin receptacle	13	8004	Decal, 4 pole terminal strip
7	6100	Fuse holder	14	8999	Terminal tool

For use in connecting the AEC 200-4 spoolgun to constant voltage power sources.

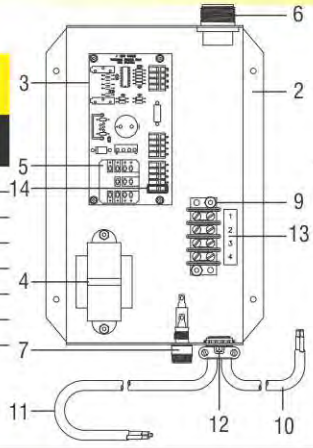

AEC 200-C

NO.	PROFAX NO.	DESCRIPTION	NO.	PROFAX NO.	DESCRIPTION
1	8328A	Cover, top N/S*	7	08106	Dinse panel mount (2)
2	8331A	Base	8	6428	Contactor
3	6100	Fuse holder	9	6011	Varistor assembly
4	6101	Fuse 1¼ amp slo blo N/S*	10	7014	Bus bar (2)
5	7026	Strain relief	11	6183	Cable, 5' 18/3
6	6314	Bridge rectifier			

For use with the AEC 200 welding gun and related controls, however, it may also be used in any application requiring a welding contactor, as long as operating parameters are observed.

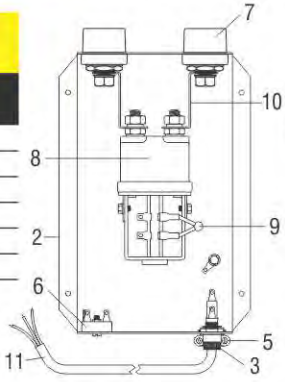

Requires two each LENCO LDP-50 Dinse type cable connectors.

AEC 200-LVC

NO.	PROFAX NO.	DESCRIPTION	NO.	PROFAX NO.	DESCRIPTION
1	8328A	Cover, top N/S*	10	6100	Fuse holder
2	8325A	Base	11	6101	Fuse, 1¼ amp slo blo N/S*
3	6271	Relay 24VAC	12	086022	14 socket panel receptacle
4	7014	Buss bar	13	6011	Varistor assembly
5	7014C	Bus bar	14	7026	Strain relief
6	6416	Transformer	15	6185	Line cord
7	6428	Contactor	16	6428FS	Flash suppressor assembly
8	6314	Bridge rectifier			
9	08106	Dinse panel mount (2)			

For use with the AEC 200-4DM spoolgun on constant voltage power sources without an internal contactor.

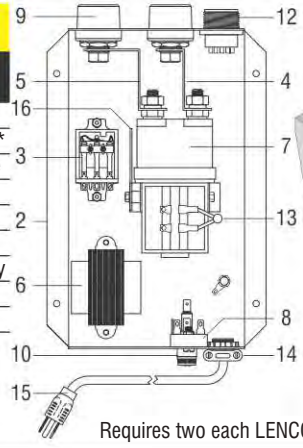

Requires two each LENCO LDP-50 Dinse type cable connectors.

*N/S - Not Shown

PRO II & PRO IV
2 Roll & 4 Roll Wire Feeders

A 24V AC POWERED CONSTANT SPEED WIRE FEEDER FOR GAS METAL- ARC WELDING WITH HARD & CORED WIRES

The PRO *II* & PRO *IV* will accept the standard "***PROFAX***" or TWECO® style mig guns.

The PRO *IIx* & PRO *IVx* will accept the Euro-Quick style mig guns.

STANDARD FEATURES

- Low voltage - operates off 24 VAC
- 65 Watt - permanent magnet motor
- PWM - totally solid state drive circuit
- Both upper and lower feed rolls drive the wire
- Pressure arms spring up and out of way
- Calibrated wire tension adjustment

OPTIONS • **Internally Mounted** 115 VAC transformer • Control cords available for all types of power sources.

The "***PROFAX***" PRO SERIES semiautomatic wire feeders are designed for use with numerous manufacturers welding power sources and are powered by 24 Volt AC for operator safety. The PRO SERIES is designed to give operator comfort with its ease of access to the wire drive, large wire speed knob and lighted power switch. A powerful 65 Watt motor is controlled by a PWM totally solid state circuit that gives a true constant wire speed by compensating for variations in line voltage and torque loads. The PRO SERIES will accommodate wire spools up to 44 lbs. and wire sizes of .023 through 1/16 in. with a wire speed range of 30 to 650 IPM. Both upper and lower drive rolls are geared together to give maximum wire drive, and a hinged cover protects the drive from contaminants. Although the PRO SERIES is designed to operate off of 24 volt AC, with the use of the **optional internally mounted** 115/24 VAC transformer, it can also be used with power sources having only 115 volt AC power.

SPECIFICATIONS

PROFAX NO.	INPUT POWER	WIRE CAPACITY	WIRE SPEED	PRO STD. DIM.	X EURO DIM.	NET WT.*	SHIP WT.*
PRO II PRO IIx	24 Volts AC 7 Amps 50/60 Hz.	.023 - 1/16"	30 - 650 IPM	Length - 20" Width - 10" Height - 11"	Length - 22¼" Width - 10" Height - 11"	28 lbs. (12.7 Kg)	30 lbs. (13.6 Kg)
PRO IV PRO IVx						30 lbs. (13.6 Kg)	32 lbs. (14.5 Kg)

* Add 4 lbs. (1.8 Kg) if optional 115 / 24V Transformer (P/N PX9045) is factory installed.

DRIVE ROLL KITS - Standard Series **PRO II**

PRO IV

V - GROOVE[1] FOR HARD WIRES	PRO II KIT NO.	PRO IV KIT NO.	TYPE	DRIVE ROLL	INLET GUIDE	STD. OUTLET GUIDE	EURO OUTLET GUIDE	INTER. GUIDE
.023/.025 (.6mm)	9095[3]	9110[3]	V	9054[3]	9070[3]	9080	9085x	9131[3]
.030 (.8mm)	9095[3]	9110[3]	V	9054[3]	9070[3]	9080	9085x	9131[3]
.035 (.9mm)	9096[3]	9111[3]	V	9055[3]	9071[3]	9081	9086x	9131[3]
.045 (1.2mm)	9097[3]	9112[3]	V	9056[3]	9071[3]	9081	9086x	9131[3]
V - KNURLED[2] FOR CORED WIRES								
.030 (.6mm)	9098[3]	9113[3]	VK	9057[3]	9070[3]	9080	9085x	9131[3]
.035 (.9mm)	9099[3]	9114[3]	VK	9057[3]	9071[3]	9081	9085x	9131[3]
.045 (1.2mm)	9100[3]	9115[3]	VK	9058[3]	9071[3]	9081	9086x	9131[3]
.052 (1.4mm)	9101[3]	9116[3]	VK	9059[3]	9072[3]	9082	9087x	9131[3]
1/16 (1.6mm)	9101[3]	9116[3]	VK	9059[3]	9072[3]	9082	9087x	9131[3]

DRIVE ROLL KITS - Euro-Quick Series **PRO IIx**

PRO IVx

[1] Standard - Flat Pressure Rolls (P/N 9052) are supplied with feeder.
[2] Optional - Flat, Knurled Pressure Rolls (P/N 9053) are recommended when using hard shelled cored wires.
[3] Add an " X " to the part number to indicate PRO IIx or PRO IVx.

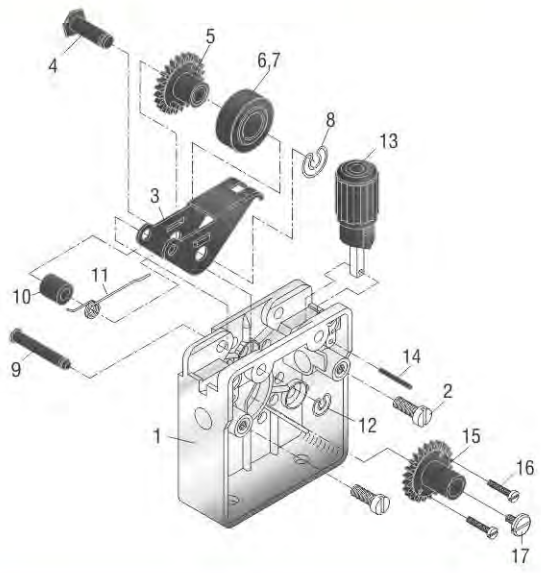

FIGURE A PRO II WIRE DRIVE 2 ROLL ASSEMBLY P/N 9004

ITEM	PROFAX NO.	DESCRIPTION	QTY.
1	9143	WIRE DRIVE HOUSING	1
2	9144	SCREW, guide retention, and motor mounting	5
3	9145	PRESSURE ARM	1
4	9134	AXLE, pressure roll	1
5	9136	GEAR, pressure roll	1
6	9052	PRESSURE ROLL, flat smooth	1
7	9053	PRESSURE ROLL, knurled (optional)	1
8	9135	CIRCLE CLIP, pressure roll axle	1
9	9146	PIVOT PIN, pressure arm	1
10	9147	SPACER	1
11	9148	SPRING, lift	1
12	9149	CIRCLE CLIP, pressure arm pivot pin	1
13	9150	TENSION ADJUSTER	1
14	9151	RETAINING PIN, tension adjuster	1
15	9129	GEAR, drive	1
16	9130	SCREW, drive roll retention	2
17	9126	SCREW, drive gear retention	1
18	9128	KEY, motor shaft (Not Shown)	1
19	9152	SNAP RING, motor shaft (Not Shown)	1

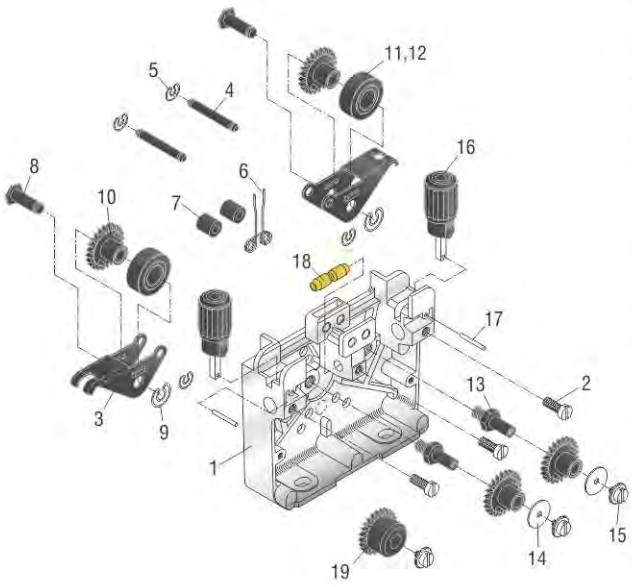

FIGURE B PRO IV WIRE DRIVE 4 ROLL ASSEMBLY P/N 9005

ITEM	PROFAX NO.	DESCRIPTION	QTY.
1	9153	WIRE DRIVE HOUSING	1
2	9154	SCREW, guide retention	3
3	9145	PRESSURE ARM	2
4	9155	PIVOT PIN, pressure arms	1
5	9149	CIRCLE CLIP, pressure arm pivot pin	4
6	9156	SPRING, lift	1
7	9147	SPACER	2
8	9134	AXLE, pressure roll	2
9	9135	CIRCLE CLIP, pressure roll axle	2
10	9136	GEAR, feed and pressure roll	4
11	9052	PRESSURE ROLL, flat smooth	2
12	9053	PRESSURE ROLL, knurled (optional)	2
13	9132	AXLE, drive roll	2
14	9133	WASHER, drive roll retention	2
15	9127	SCREW, gear retention	3
16	9150	TENSION ADJUSTER	2
17	9151	RETAINING PIN, tention adjuster	2
18	9131	INTERMEDIATE GUIDE see Drive Roll Kit & Guide Chart	1
19	9137	GEAR, main drive	1
20	9128	KEY, motor shaft (Not Shown)	1
21	9152	SNAP RING, motor shaft (Not Shown)	1
22	9138	SCREW, motor mounting (Not Shown)	3

ACCESSORIES

CONTROL PLUG
8 socket plug only. Stock No. 9046
Connects to rear of wire feeder

UNIVERSAL cord
7 conductor cord allows connection to any CV power source having 24 or 115VAC available.

PX NO.	
9225-10	10' cord
9225-25	25' cord
9225-50	50' cord
9225-100	100' cord

115 / 24 Volt Transformer
PROFAX NO. 9045
Allows wire feeder to be operated from power sources having only 115VAC available. Mounts inside of wire feeder.

PROFAX® cord
10 Pin

PX NO.	
9237-10	10' cord
9237-25	25' cord
9237-50	50' cord
9237-100	100' cord

***HOBART® cord**
115V power/5 pin contactor

PX NO.	
9232-10	10' cord
9232-25	25' cord
9232-50	50' cord
9232-100	100' cord

***HOBART® cord**
19 PIN

PX NO.	
9233-10	10' cord
9233-25	25' cord
9233-50	50' cord
9233-100	100' cord

***L - TEC® cord**
7 PIN

PX NO.	
9230-10	10' cord
9230-25	25' cord
9230-50	50' cord
9230-100	100' cord

***L - TEC® cord**
19 PIN

PX NO.	
9231-10	10' cord
9231-25	25' cord
9231-50	50' cord
9231-100	100' cord

***LINCOLN® cord**
TERMINAL STRIP

PX NO.	
9228-10	10' cord
9228-25	25' cord
9228-50	50' cord
9228-100	100' cord

***LINCOLN® cord**
14 PIN

PX NO.	
9229-10	10' cord
9229-25	25' cord
9229-50	50' cord
9229-100	100' cord

***MILLER® cord**
HUBBELL STYLE

PX NO.	
9226-10	10' cord
9226-25	25' cord
9226-50	50' cord
9226-100	100' cord

MILLER® cord
14 PIN

PX NO.	
9227-10	10' cord
9227-25	25' cord
9227-50	50' cord
9227-100	100' cord

*Requires 9045 transformer

PRO II & PRO IV
Wire Feeder Exploded View

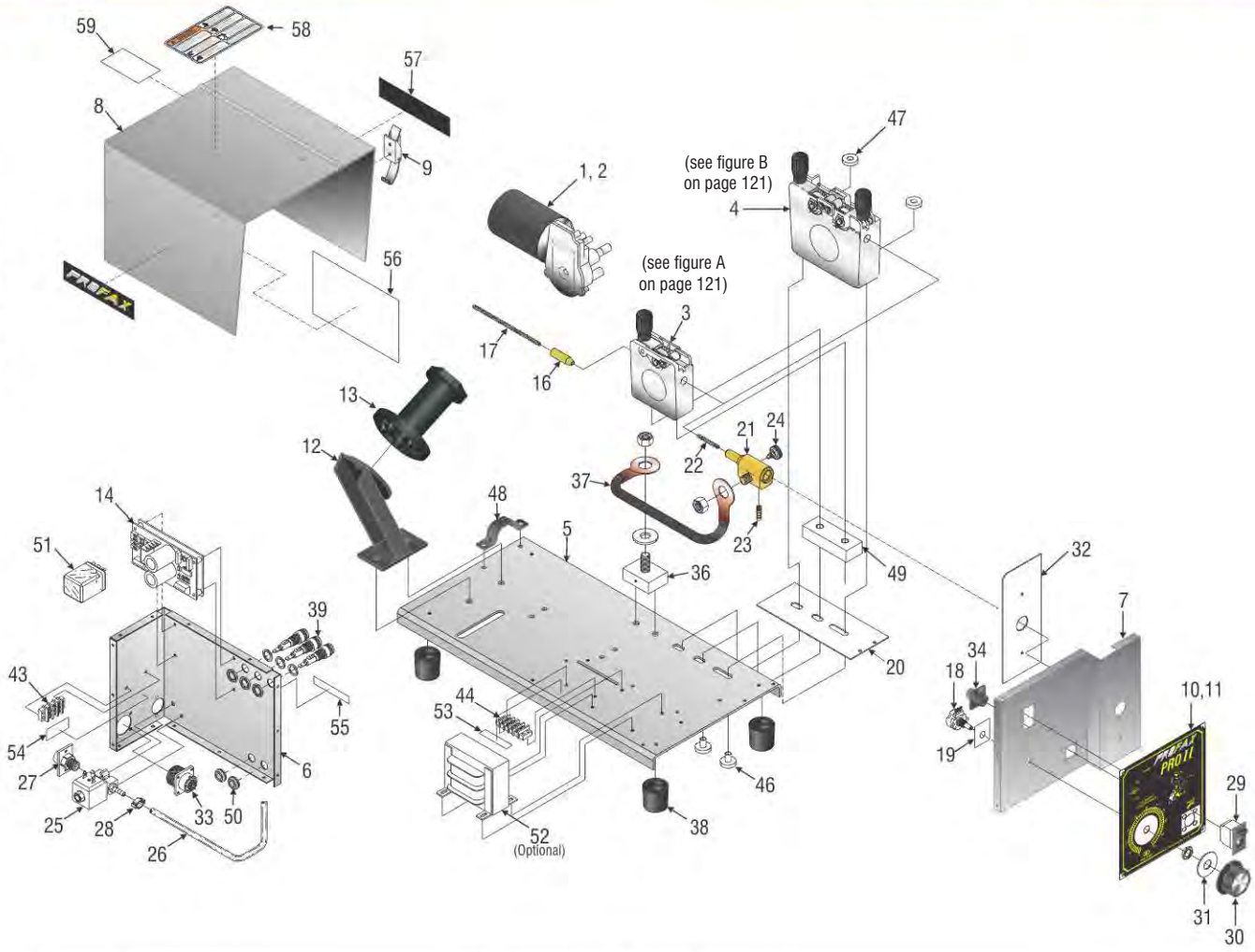

ITEM NO.	PROFAX NO.	DESCRIPTION	QUANTITY PRO II	QUANTITY PRO IV	ITEM NO.	PROFAX NO.	DESCRIPTION	QUANTITY PRO II	QUANTITY PRO IV
1	9002	Motor, 24VDC 160 RPM	1		31	9031	Brake, felt	1	1
2	9003	Motor, 24VDC 160 RPM		1	32	9032	Outlet Insulator	1	1
3	9004	Wire drive assy. 2 Roll (see pg 121 figure A)	1		33	9033	Power receptacle, amphenol	1	1
4	9005	Wire drive assy. 4 Roll (see pg 121 figure B)		1	34	9034	Trigger receptacle, amp	1	1
5	9012	Base	1	1	35	9035	Terminal, trigger receptacle (N/S)	2	2
6	9014	Divider panel	1	1	36	9010	Power block	1	1
7	9016	Front panel	1	1	37	9011	Power cable	1	1
8	9013	Hinged cover	1	1	38	9024	Foot, rubber	4	4
9	9015	Cover hasp	1	1	39	6100	Fuse holder	3	3
10	9019	Faceplate	1		40	9038	Fuse, 7 amp, 250V fast acting (N/S)	1	1
11	9139	Faceplate		1	41	9039	Fuse, 7 amp, 250V Slo-Blo (N/S)	1	1
12	9018	Spool support	1	1	42	9040	Fuse, 3 amp, 250V Slo-Blo (N/S)	1	1
13	9017	Spindle assy.	1	1	43	9041	Terminal strip, 3 pole	1	1
14	9001	PC board	1	1	44	9042	Terminal strip, 4 pole	1	1
15	8999	Terminal tool, PC Board (Not Shown)	1	1	45	9043	Jumper, terminal strip (Not Shown)	3	3
16	9007	Inlet guide holder	1	1	46	9025	Screw insulator, wire drive	2	2
17	*	Inlet guide liner *(see page 120)	1	1	47	9026	Insulating washer, wire drive		2
18	9028	Potentiometer, 10K, 1T, 2W	1	1	48	9009	Clamp, cable	1	1
19	9029	Insulator, potentiometer	1	1	49	9023	Spacer block	1	
20	9008	Drive mount insulator	1	1	50	9027	Grommet, rubber	2	2
21	9006	Adapter block	1	1	51	9044	Relay, 24VAC 3PDT	1	1
22	*	Liner, adapter block *(see pg 120)	1	1	52	9045	Transformer,(optional)115/24VAC 100VA	1	1
23	9170	Nipple, adapter block	1	1	53	9047	Label, TS2	1	1
24	9171	Thumb screw, adapter block	1	1	54	9048	Label, TS1	1	1
25	9020	Gas solenoid, 24VAC	1	1	55	9049	Label, fuses	1	1
26	9172	Hose, gas solenoid	1	1	56	9051	Label, schematic	1	1
27	9069	Fitting, gas solenoid inlet	1	1	57	9142	Label, *PROFAX*	2	2
28	9273	Clamp, gas solenoid hose	2	2	58	9036	Label, safty	1	1
29	9022	Power switch	1	1	59	9177	Top cover, Insulator		1
30	9030	Knob, potentiometer	1	1					

INDEX

PRODUCT	DESCRIPTION	PAGE
9 Series Torches	125 amp air cooled torches	124 - 125
12 Series Torches	500 amp water cooled torches	126 - 127
17 Series Torches 17HD Series Torches	150 amp air cooled torches 180 amp air cooled torches	128 - 129
18 Series Torches	350 amp water cooled torches	130 - 131
20 Series Torches	250 amp water cooled torches	132 - 133
24 Series Torches	80 amp air cooled & 180 amp water cooled torches	134 - 135
25 Series Torches	200 amp water cooled torches	136 - 137
26 Series Torches 26HD Series Torches	200 amp air cooled torches 250 amp air cooled torches	138 - 139
27 Series Torches	500 amp water cooled machine torches	140 - 141
Internal Welding TIG Torches and TIG Torch Cable Covers	XL Series TIG Torches Velcro and Zipper cable covers	142
Pro III TIG	Cold wire feed system, cable covers.	143
Cups	Alumina cups, collets, collet bodies, & gas lenses	144-145
Adapters Back Caps	Power cable adapters, back caps, & handles	146
TTC-150 TTC-200	TIG torch connectors	147
Dinse Connectors	TIG machine connectors	148-149
EWG Tungsten & Accessory Kits	EWG Tungsten & Accessory kits for all TIG torches	150-151
Finger Tip and Foot Control	TIG Arc Switch Assemblies Remote Fingertip Controls	152-153 154

125 amps • Air cooled

TORCH PACKAGES w/1 PIECE RUBBER POWER CABLE		TORCH PACKAGES w/2 PIECE POWER CABLE AND GAS HOSE		TORCH PACKAGES w/1 PIECE PRO FLEX POWER CABLE		TORCH PACKAGES EQUIPPED w/TTC-150 CONNECTOR	
PROFAX NO.	LENGTH	PROFAX NO.	LENGTH	PROFAX NO.	LENGTH	PROFAX NO.	LENGTH
9-12R	12½'	9-12-2	12½'	9-12PF	12½'	9FV-12R-TTC	12½'
9-25R	25'	9-25-2	25'	9-25PF	25'	9FV-25R-TTC	25'
9F-12R	12½'	9F-12-2	12½'	9F-12PF	12½'	9V-12R-TTC	12½'
9F-25R	25'	9F-25-2	25'	9F-25PF	25'	9V-25R-TTC	25'
9FV-12R	12½'	9FV-12-2	12½'	9FV-12PF	12½'		
9FV-25R	25'	9FV-25-2	25'	9FV-25PF	25'		
9FV-50R	50'	9P-12-2	12½'	9V-12PF	12½'		
9P-12R	12½'	9P-25-2	25'	9V-25PF	25'		
9P-25R	25'	9V-12-2	12½'				
9V-12R	12½'	9V-25-2	25'				
9V-25R	25'						

Torch packages include torch body, handle, cable assembly, and medium back cap where applicable.

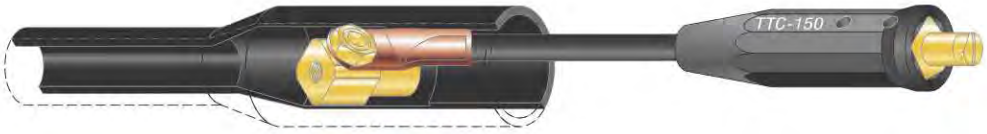

TTC-150 Connector
(see page 147)

The best connector for field welding applications

Accessory Kits
(Pages 150-151)

MADE IN U.S.A.



NO.	PROFAX NO.	DESCRIPTION
1.	9	Torch body (includes 598882 cup gasket)
2.	9F	Flexible torch body (includes 598882 cup gasket)
3.	9FV	Flexible torch body w/valve (incl. 598882 cup gasket)
4.	9P	Pencil torch body (includes 598882 cup gasket)
5.	9V	Torch body w/valve (includes 598882 cup gasket)
6.	9-4	Insert (used on non-PROFAX torches)
7.	VS-2	Valve stem, includes S-008 O-ring
7a.	S-008	O-ring
8.	41V24	Long back cap, w/98W77 O-ring
9.	41V35	Medium back cap, w/98W77 O-ring
10.	41V33	Short back cap, w/98W77 O-ring
11.	98W77	Back cap O-ring
12.	598882	Cup gasket
13.	54N63-20	Large gas lens insulator
14.	H-100	Handle, smooth (Used w/Snap-On snap switch holder)

NO.	PROFAX NO.	DESCRIPTION
15.	H-100R	Handle, ribbed
16.	BS-2S*	Snap on switch holder (comes w/SW-2)
16a.	BS-1S*	Snap on switch holder (comes w/SW-1F)
17.	SW-2	Switch (Off/On) w/flat round button
18.	SW-1	Switch (momentary) w/round button
19.	SW-1F	Switch (momentary) w/flat button
20.	105Z57	Power cable adapter
21.	57Y01-2	Optional 2 pc. power cable 12½'
	57Y03-2	Optional 2 pc. power cable 25'
21a.	17B	Tip nipple
21b.	17A	Crimp tip fitting
22.	45V09R	Rubber gas hose 12½'
	45V10R	Rubber gas hose 25'
23.	57Y01R	1 pc. rubber power cable 12½'
	57Y03R	1 pc. rubber power cable 25'
	57Y01PF	1 pc. pro flex power cable 12½'
	57Y03PF	1 pc. pro flex power cable 25'

*Use with H-100 smooth handle only.

Alumina cups..... page 144
Collets, collet bodies, and gas lenses..... page 145
Power cable adapters, back caps,
valve stems and handles..... page 146
Accessory kits..... page 150-151

12

500 amps • Water cooled

PROFAX NO.	DESCRIPTION
12-12R	Torch package - torch body w/12½' rubber power cable, water & gas hose
12-25R	Torch package - torch body w/25' rubber power cable, water & gas hose
12-50R	Torch package - torch body w/50' rubber power cable, water & gas hose

Torch packages include complete torch head and cable assembly
***Back caps sold separately**

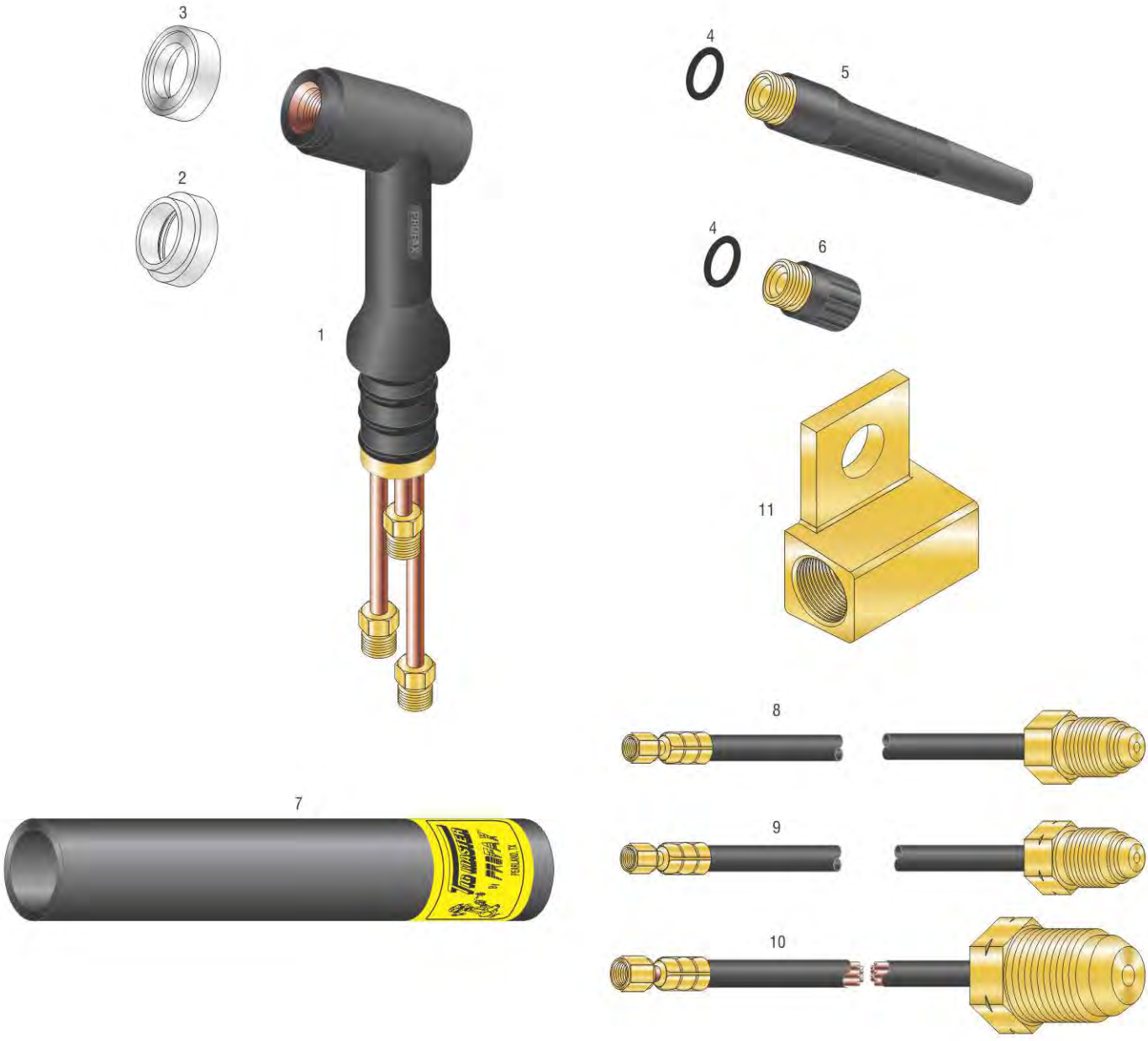

NO.	PROFAX NO.	DESCRIPTION	NO.	PROFAX NO.	DESCRIPTION
1.	12	Torch body (includes 12NG cup gasket)	8.	40V82R	Gas hose 12½’
2.	12GLG	Gas lens gasket		40V82RL	Gas hose 25’
3.	12NG	Cup gasket		40V82RL50	Gas hose 50’
4.	85W50	Back cap O-ring	9.	40V83R	Water hose 12½’
5.	56Y44	Long back cap, w/85W50 O-ring		40V83RL	Water hose 25’
6.	56Y45	Short back cap, w/85W50 O-ring		40V83RL50	Water hose 50’
7.	85WP13	Handle, smooth	10.	40V84R	Power cable 12½’
				40V84RL	Power cable 25’
				40V84RL50	Power cable 50’
			11.	45V11	Adapter block

Alumina cups..... page 144
Collets, collet bodies, and gas lenses..... page 145
Power cable adapters, back caps,
valve stems and handles..... page 146

150 amps • Air cooled

(For Heavy Duty Applications Rated @ 180 Amps)

TORCH PACKAGES w/1 PIECE RUBBER POWER CABLE		TORCH PACKAGES w/2 PIECE POWER CABLE AND GAS HOSE		TORCH PACKAGES w/1 PIECE PRO FLEX POWER CABLE		TORCH PACKAGES EQUIPPED w/TTC-150 CONNECTOR	
PROFAX NO.	LENGTH	PROFAX NO.	LENGTH	PROFAX NO.	LENGTH	PROFAX NO.	LENGTH
17-12R	12½'	17-12-2	12½'	17-12PF	12½'	17FV-12R-TTC	12½'
17-25R	25'	17-25-2	25'	17-25PF	25'	17FV-25R-TTC	25'
17-50R	50'	17F-12-2	12½'	17F-12PF	12½'	17FVHD-12R-TTC	12½'
17F-12R	12½'	17F-25-2	25'	17F-25PF	25'	17FVHD-25R-TTC	25'
17F-25R	25'	17FV-12-2	12½'	17FV-12PF	12½'	17FV-12PF-TTC	12½'
17F-50R	50'	17FV-25-2	25'	17FV-25PF	25'	17FV-25PF-TTC	25'
17FV-12R	12½'	17V-12-2	12½'	17FVHD-12PF	12½'	17FVHD-12PF-TTC	12½'
17FV-25R	25'	17V-25-2	25'	17FVHD-25PF	25'	17FVHD-25PF-TTC	25'
17FV-50R	50'			17V-12PF	12½'	17V-12R-TTC	12½'
17FVHD-12R	12½'			17V-25PF	25'	17V-25R-TTC	25'
17FVHD-25R	25'					17V-12PF-TTC	12½'
17FVHD-50R	50'					17V-25PF-TTC	25'
17V-12R	12½'						
17V-25R	25'						
17V-50R	50'						

Torch packages include torch body, handle, cable assembly, and long back cap.

TTC-150 Connector

(see page 147)

The best connector for field welding applications

Accessory Kits

(Pages 150-151)

MADE IN U.S.A.

17, 17F, 17FV, 17FVHD & 17V

150 amps • Air cooled (Standard)
180 amps • Air cooled (HD Series)

PROFAX



NO.	PROFAX NO.	DESCRIPTION
1.	17	Torch body (includes 18CG cup gasket & 18-7 insert)
2.	17F	Flexible torch body (incl. 18CG cup gasket & 18-7 insert)
3.	17FV	Flexible torch body w/valve (includes 18CG cup gasket & 18-7 insert)
3a.	17FVHD	Flexible heavy duty torch body w/valve (includes 18CG cup gasket & 18-7 insert)
4.	17V	Torch w/valve (incl. 18CG cup gasket & 18-7 insert)
5.	18-7	Insert
6.	VS-2	Valve stem, includes S-008 O-ring
6a.	S-008	O-ring
7.	57Y02	Long back cap, w/98W18 O-ring
8.	300M	Medium back cap, w/98W18 O-ring
9.	57Y04	Short back cap, w/98W18 O-ring
10.	98W18	Back cap O-ring
11.	18CG	Cup gasket
12.	54N01	Gas lens insulator
13.	54N63	Large diameter gas lens insulator
13a.	18CG-20	Cup gasket for stubby collet and collet body
14.	H-100	Handle, smooth (Used w/Snap-On snap switch holder)
15.	H-100R	Handle, ribbed

NO.	PROFAX NO.	DESCRIPTION
16.	BS-2S*	Snap on switch holder (comes w/SW-2)
16a.	BS-1S*	Snap on switch holder (comes w/SW-1F)
17.	SW-2	Switch (Off/On) w/flat round button
18.	SW-1	Switch (momentary) w/round button
19.	SW-1F	Switch (momentary) w/flat button
20.	105Z57	power cable adapter
21.	57Y01-2	Optional 2 pc. power cable 12½’
	57Y03-2	Optional 2 pc. power cable 25’
21a.	17B	Tip nipple
21b.	17A	Crimp tip fitting
22.	45V09R	Rubber gas hose 12½’
	45V10R	Rubber gas hose 25’
23.	57Y01R	1 pc. rubber power cable 12½’
	57Y03R	1 pc. rubber power cable 25’
	57Y03R-50	1 pc. rubber power cable 50’
	57Y01PF	1 pc. pro flex power cable 12½’
	57Y03PF	1 pc. pro flex power cable 25’

Alumina cups..... page 144
Collets, collet bodies, and gas lenses..... page 145
Power cable adapters, back caps,valve stems and handles.... page 146
Accessory kits..... pages 150-151

*Use with H-100 smooth handle only.

18 18F 18P 18P with rack installed 18V

350 amps • Water cooled

Cable Covers



VELCRO

USE WITH 18 SERIES - VINYL HOSE & CABLE

PROFAX NO.	DESCRIPTION
3-10V	3" cover for 12½' torch packages
3-22V	3" cover for 25' torch packages
3-48V	3" cover for 50' torch packages

USE WITH 18 SERIES - RUBBER HOSE & CABLE

PROFAX NO.	DESCRIPTION
4-10V	4" cover for 12½' torch packages
4-22V	4" cover for 25' torch packages
4-48V	4" cover for 50' torch packages

ZIPPER

USE WITH 18 SERIES - VINYL HOSE & CABLE

PROFAX NO.	DESCRIPTION
3-10	3" cover for 12½' torch packages
3-22	3" cover for 25' torch packages
3-48	3" cover for 50' torch packages

USE WITH 18 SERIES - RUBBER HOSE & CABLE

PROFAX NO.	DESCRIPTION
4-10	4" cover for 12½' torch packages
4-22	4" cover for 25' torch packages
4-48	4" cover for 50' torch packages

PROFAX NO.	DESCRIPTION
18-12	Torch package - w/12½' vinyl power cable, water & gas hose
18-12R	Torch package - w/12½' optional rubber power cable, water & gas hose
18-25	Torch package - w/25' vinyl power cable, water & gas hose
18-25R	Torch package - w/25' optional rubber power cable, water & gas hose
18-50R	Torch package - w/50' optional rubber power cable, water & gas hose
18F-12	Torch package - Flex body w/12½' vinyl power cable, water & gas hose
18F-12R	Torch package - Flex body w/12½' optional rubber power cable, water & gas hose
18F-25	Torch package - Flex body w/25' vinyl power cable, water & gas hose
18F-25R	Torch package - Flex body w/25' optional rubber power cable, water & gas hose
18F-50R	Torch package - Flex body w/50' optional rubber power cable, water & gas hose
18P-12	Torch package - 12½' w/o rack
18P-12R	Torch package - 12½' w/o rack (w/optional rubber power cable, water & gas hose)
18P-25	Torch package - 25' w/o rack
18P-25R	Torch package - 25' w/o rack with optional rubber power cable, water & gas hose
18P32-12	Torch package - 12½' w/32 pitch rack
18P32-25	Torch package - 25' w/32 pitch rack
18V-12	Torch package - Valve body w/12½' vinyl power cable, water & gas hose
18V-12R	Torch package - Valve body w/12½' optional rubber power cable, water & gas hose
18V-25	Torch package - Valve body w/25' vinyl power cable, water & gas hose
18V-25R	Torch package - Valve body w/25' optional rubber power cable, water & gas hose
18V-50R	Torch package - Valve body w/50' optional rubber power cable, water & gas hose

Torch packages include torch body, handle, cable assembly, and long back cap where applicable.

18 torches are available with extended tubes and handle (48" long) for internal welding of small diameter pipe. If requested we can install a sensor lead.

Accessory Kits

(Pages 150-151)

MADE IN U.S.A.

18, 18F, 18P, & 18V 350 amps • Water cooled

PROFAX

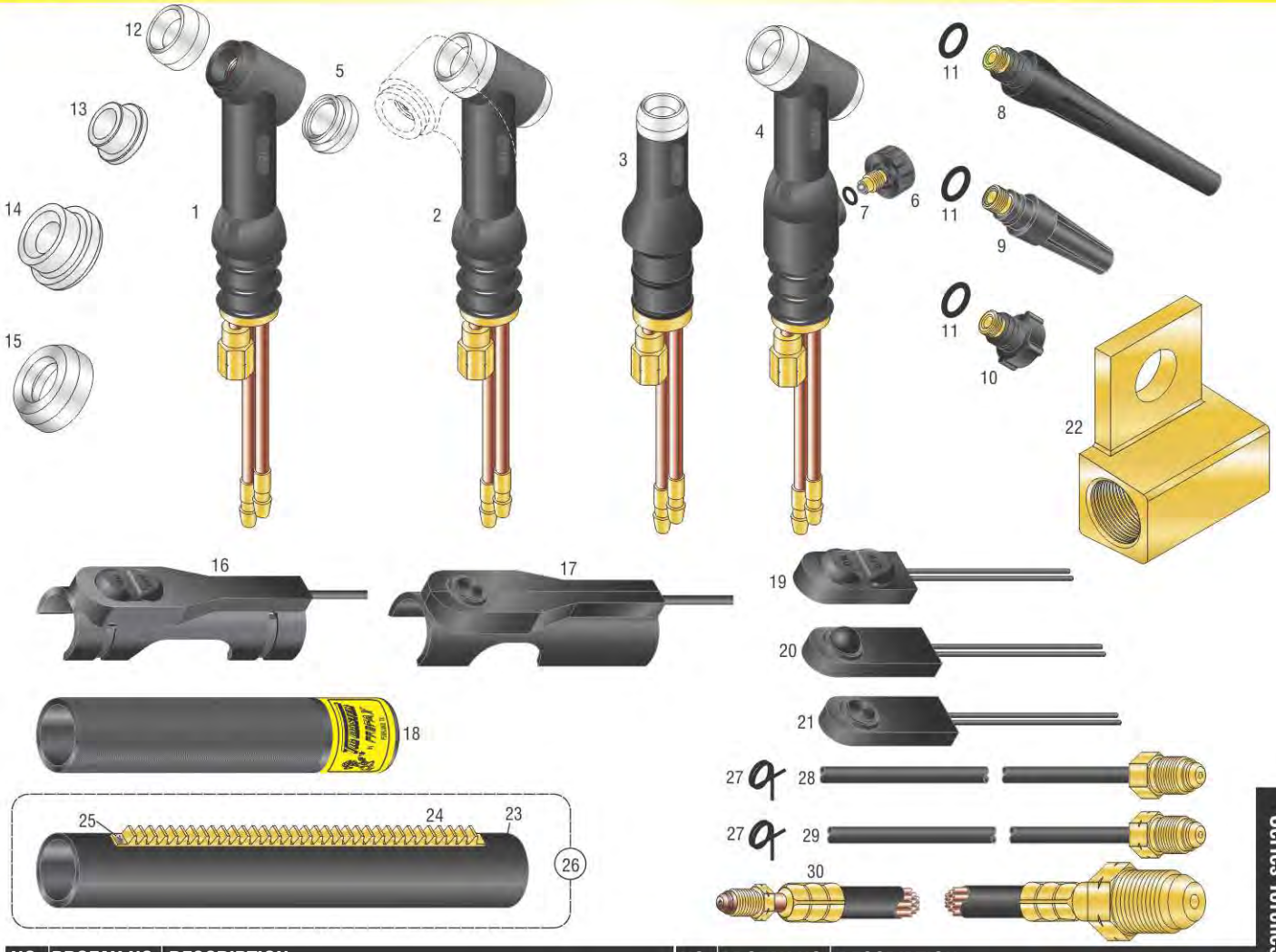

NO.	PROFAX NO.	DESCRIPTION
1.	18	Torch body (includes 18CG cup gasket & 18-7 insert)
2.	18F	Flexible torch body (incl. 18CG cup gasket & 18-7 insert)
3.	18P	Pencil torch body w/o rack (includes 18CG)
4.	18V	Torch body w/valve (incl. 18CG cup gasket & 18-7 insert)
5.	18-7	Insert
6.	VS-2	Valve stem, includes S-008 O-ring
7.	S-008	O-ring
8.	57Y02	Long back cap, w/98W18 O-ring
9.	300M	Medium back cap, w/98W18 O-ring
10.	57Y04	Short back cap, w/98W18 O-ring
11.	98W18	Back cap O-ring
12.	18CG	Cup gasket
13.	54N01	Gas lens insulator
14.	54N63	Large diameter gas lens insulator
15.	18CG-20	Cup gasket for stubby collet and collet body
16.	BL-2S*	Snap on switch holder (comes w/SW-2)
17.	BL-1S*	Snap on switch holder (comes w/SW-1F)
18.	H-200	Handle, smooth
19.	SW-2	Switch (Off/On) w/flat round button
20.	SW-1	Switch (momentary) w/round button
21.	SW-1F	Switch (momentary) w/flat button
22.	45V11	Power cable adapter
23.	18PB	Barrel (10” long x 1-3/8” dia.)

NO.	PROFAX NO.	DESCRIPTION
24.	18R32	32 pitch rack w/screws
25.	18R-1	Rack screw
26.	18PB-24	10” barrel w/24P rack and screws
	18PB-32	10” barrel w/32P rack and screws
27.	53N04	Tie wire
28.	40V75	Gas hose 12½’
	40V75R	Braided gas hose 12½’
	41V30	Gas hose 25’
	41V30R	Braided gas hose 25’
	41V30R-50	Braided gas hose 50’
29.	40V74	Water hose 12½’
	40V74R	Braided water hose 12½’
	41V32	Water hose 25’
	41V32R	Braided water hose 25’
	41V32R-50	Braided water hose 50’
30.	40V64	Power cable 12½’
	40V64R	Rubber power cable 12½’
	41V29	Power cable 25’
	41V29R	Rubber power cable 25’
	41V29R-50	Rubber power cable 50’

*Use with H-200 smooth handle only.

EK-1-25R EXTENSION KIT for use on 18, 20, 24W, & 25 Series Torches see page 150

Alumina cups..... page 144
Collets, collet bodies, and gas lenses..... page 145
Power cable adapters, back caps, valve stems and handles..... page 146
Accessory kits..... pages 150-151

20 20F 20P 20V

250 amps • Water cooled

Cable Covers



VELCRO

PROFAX NO.	DESCRIPTION
3-10V	3" cover for 12½' torch packages
3-22V	3" cover for 25' torch packages
3-48V	3" cover for 50' torch packages

ZIPPER

PROFAX NO.	DESCRIPTION
3-10	3" cover for 12½' torch packages
3-22	3" cover for 25' torch packages
3-48	3" cover for 50' torch packages

PROFAX NO.	TORCH PACKAGES
20-12	Torch package - w/12½' vinyl power cable, water & gas hose
20-12R	Torch package - w/12½' optional rubber power cable, water & gas hose
20-25	Torch package - w/25' vinyl power cable, water & gas hose
20-25R	Torch package - w/25' optional rubber power cable, water & gas hose
20-50R	Torch package - w/50' optional rubber power cable, water & gas hose
20F-12	Torch package - Flex body w/12½' vinyl power cable, water & gas hose
20F-12R	Torch package - Flex body w/12½' optional rubber power cable, water & gas hose
20F-25	Torch package - Flex body w/25' vinyl power cable, water & gas hose
20F-25R	Torch package - Flex body w/25' optional rubber power cable, water & gas hose
20F-50R	Torch package - Flex body w/50' optional rubber power cable, water & gas hose
20P-12	Torch package - Pencil style w/12½' vinyl power cable, water & gas hose
20P-12R	Torch package - Pencil style w/12½' optional rubber power cable, water & gas hose
20P-25	Torch package - Pencil style w/25' vinyl power cable, water & gas hose
20P-25R	Torch package - Pencil style w/25' optional rubber power cable, water & gas hose
20P-50R	Torch package - Pencil style w/50' optional rubber power cable, water & gas hose
20V-12	Torch package - Valve body w/12½' vinyl power cable, water & gas hose
20V-12R	Torch package - Valve body w/12½' optional rubber power cable, water & gas hose
20V-25	Torch package - Valve body w/25' vinyl power cable, water & gas hose
20V-25R	Torch package - Valve body w/25' optional rubber power cable, water & gas hose
20V-50R	Torch package - Valve body w/50' optional rubber power cable, water & gas hose

Torch packages include torch body, handle, cable assembly, and medium back cap.

20 torches are available with extended tubes and handle (48" long) for internal welding of small diameter pipe. If requested we can install a sensor lead.

Accessory Kits

(Pages 150-151)

MADE IN U.S.A.

20, 20F, 20P & 20V

250 amps • Water cooled

PROFAX



NO.	PROFAX NO.	DESCRIPTION	NO.	PROFAX NO.	DESCRIPTION
1.	20	Torch body (includes 598882 cup gasket)	17.	SW-1F	Switch (momentary) w/flat button
2.	20F	Flexible torch body (includes 598882 cup gasket)	18.	45V11	Power cable adapter
3.	20P	Pencil style torch body (includes 598882 cup gasket)	19.	53N04	Tie wire
4.	20V	Torch body w/valve (includes 598882 cup gasket)	20.	45V09	Gas hose 12½'
5.	9-4	Insert (used on non-PROFAX torches)		45V09R	Rubber gas hose 12½'
6.	VS-2	Valve stem, includes S-008 O-ring		45V10	Gas hose 25'
6a.	S-008	O-ring		45V10R	Rubber gas hose 25'
7.	41V24	Long back cap, w/98W77 O-ring		45V10R-50	Rubber gas hose 50'
8.	41V35	Medium back cap, w/98W77 O-ring	21.	45V07	Water hose 12½'
9.	41V33	Short back cap, w/98W77 O-ring		45V07R	Rubber water hose 12½'
10.	98W77	Back cap O-ring		45V08	Water hose 25'
11.	598882	Cup gasket		45V08R	Rubber water hose 25'
12.	54N63-20	Large gas lens insulator		45V08R-50	Rubber water hose 50'
13.	H-100	Handle, smooth	22.	45V03	Power cable 12½'
14.	BS-2S*	Snap on switch holder (comes w/SW-2)		45V03R	Rubber power cable 12½'
14a.	BS-1S*	Snap on switch holder (comes w/SW-1F)		45V04	Power cable 25'
15.	SW-2	Switch (Off/On) w/flat round button		45V04R	Rubber power cable 25'
16.	SW-1	Switch (momentary) w/round button		45V04R-50	Rubber power cable 50'

*Use with H-100 smooth handle only.

EK-1-25R EXTENSION KIT for use on 18, 20, 24W, & 25 Series Torches

see page 150

Alumina cups..... page 144
Collets, collet bodies, and gas lenses..... page 145
Power cable adapters, back caps, valve stems and handles..... page 146
Accessory kits..... pages 150-151

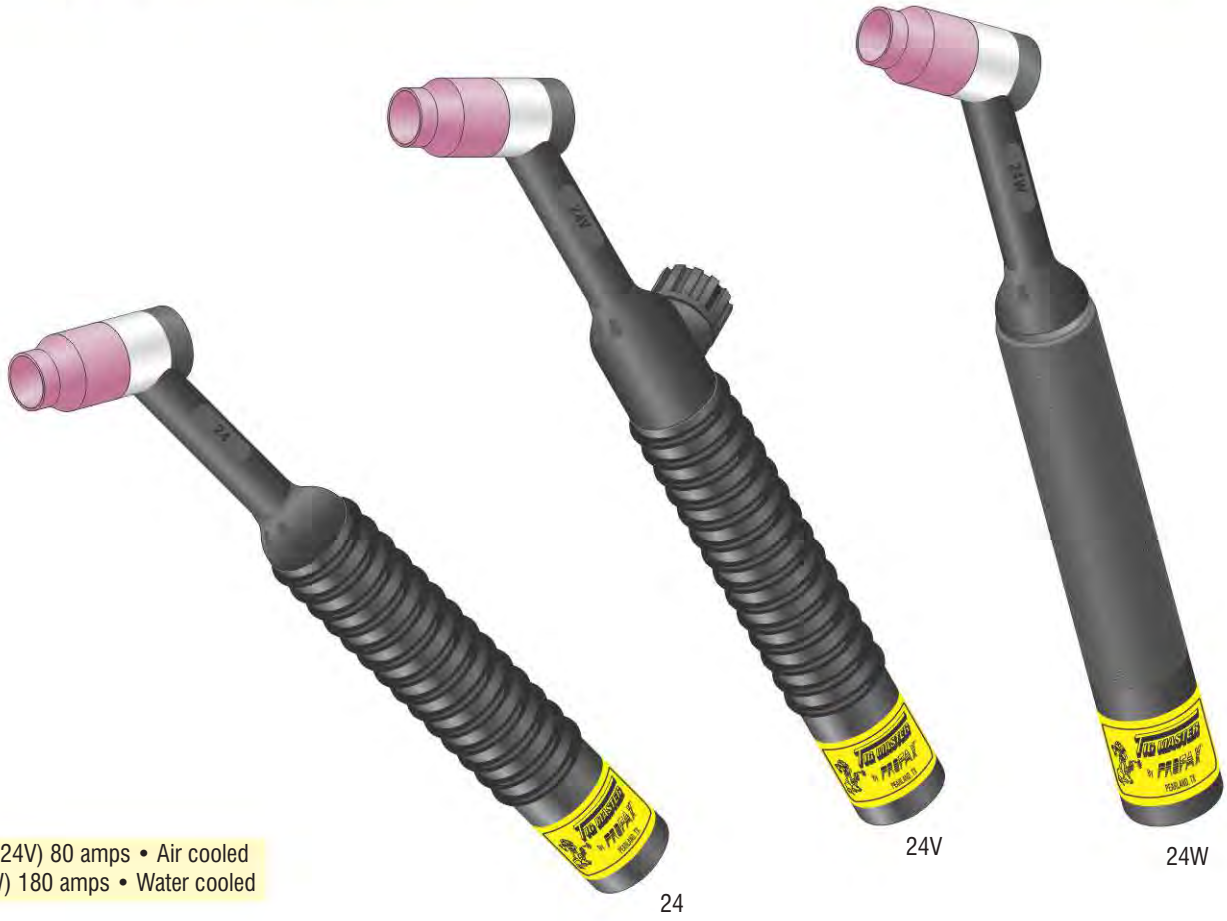

(24-24V) 80 amps • Air cooled
(24W) 180 amps • Water cooled

PROFAX NO.	DESCRIPTION
24-12R	Torch package - 12½' 1 pc. rubber power cable
24-25R	Torch package - 25' 1 pc. rubber power cable
24V-12R	Torch package - Valve body w/12½' 1 pc. rubber power cable
24V-25R	Torch package - Valve body w/25' 1 pc. rubber power cable
24W-12	Torch package - Water cooled w/12½' vinyl power cable, water & gas hose
24W-12R	Torch package - Water cooled w/12½' optional rubber power cable, water & gas hose
24W-25	Torch package - Water cooled w/25' vinyl power cable, water & gas hose
24W-25R	Torch package - Water cooled w/25' optional rubber power cable, water & gas hose

Torch packages include torch body, handle, and cable assembly

Cable Covers

VELCRO

PROFAX NO.	DESCRIPTION
3-10V	3" cover for 12½' 24W torch packages
3-22V	3" cover for 25' 24W torch packages

ZIPPER

PROFAX NO.	DESCRIPTION
3-10	3" cover for 12½' 24W torch packages
3-22	3" cover for 25' 24W torch packages

24W torches are available with extended tubes and handle (48" long) for internal welding of small diameter pipe. If requested we can install a sensor lead.

Accessory Kits

(Pages 150-151)

MADE IN U.S.A.

(24-24V) 80 amps • Air cooled
(24W) 180 amps • Water cooled



NO.	PROFAX NO.	DESCRIPTION		NO.	PROFAX NO.	DESCRIPTION	
1.	24	Torch body (includes 53N22 cup gasket)		13.	45V09	Gas hose 12½'	24W
2.	24V	Torch w/valve (includes 53N22 cup gasket)			45V09R	Gas hose 12½', rubber	
3.	24W	Torch body water cooled (includes 53N22 cup gasket)			45V10	Gas hose 25'	
4.	VS-2	Valve stem, includes S-008 O-ring			45V10R	Gas hose 25', rubber	
4a.	S-008	O-ring		14.	45V07	Water hose 12½'	24W
5.	53N04	Hose clamps (wire tie)			45V07R	Water hose 12½', rubber	
6.	53N22	Cup gasket			45V08	Water hose 25'	
7.	53N66	Gas lens insulator			45V08R	Water hose 25', rubber	
8.	H-100	Smooth handle (24W)		15.	45V03	Power cable 12½'	24W
9.	H-100R	Handle, ribbed (24 or 24V)			45V03R	Power cable 12½', w/rubber hose	
10.	45V11	Power cable adapter (24W)			45V04	Power cable 25'	
11.	53N43	Power cable adapter (24 or 24V)			45V04R	Power cable 25', w/rubber hose	
12.	56Y38R	Rubber power cable 12½'	24 or 24V				
	56Y97R	Rubber power cable 25'					

EK-1-25R EXTENSION KIT for use on 18, 20, 24W, & 25 Series Torches

see page 150

Alumina cups..... page 144
Collets, collet bodies, and gas lenses..... page 145
Power cable adapters, back caps,
valve stems and handles..... page 146
Accessory kits..... pages 150-151

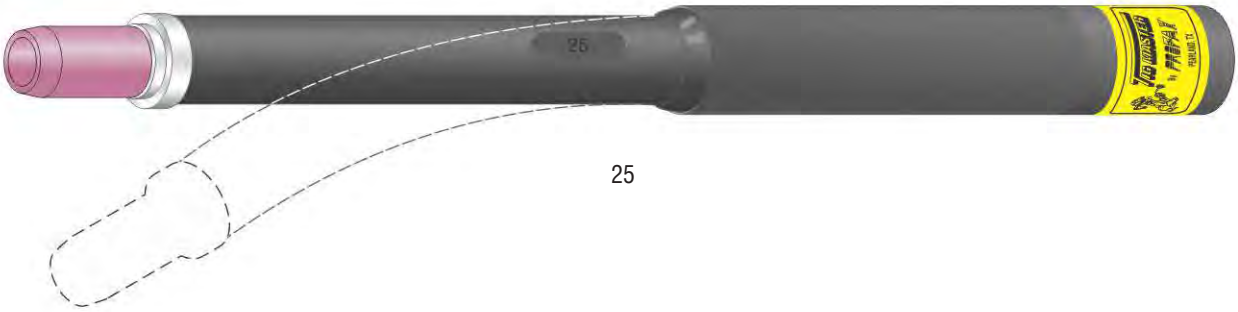

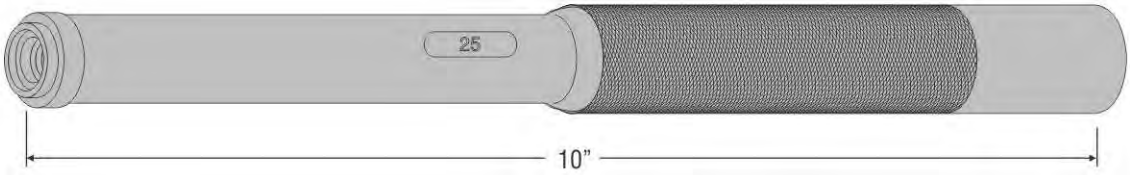

200 amps • Water cooled

Cable Covers



VELCRO

PROFAX NO.	DESCRIPTION
3-10V	3” cover for 12½’ torch packages
3-22V	3” cover for 25’ torch packages
3-48V	3” cover for 50’ torch packages



ZIPPER

PROFAX NO.	DESCRIPTION
3-10	3” cover for 12½’ torch packages
3-22	3” cover for 25’ torch packages
3-48	3” cover for 50’ torch packages

PROFAX NO.	DESCRIPTION
25-12	Torch package - w/12½’ vinyl power cable, water & gas hose
25-12R	Torch package - w/12½’ optional rubber power cable, water & gas hose
25-25	Torch package - w/25’ vinyl power cable, water & gas hose
25-25R	Torch package - w/25’ optional rubber power cable, water & gas hose

Torch packages include torch body, handle, cable assembly, and medium back cap.

Accessory Kit

(Pages 150-151)

MADE IN U.S.A.

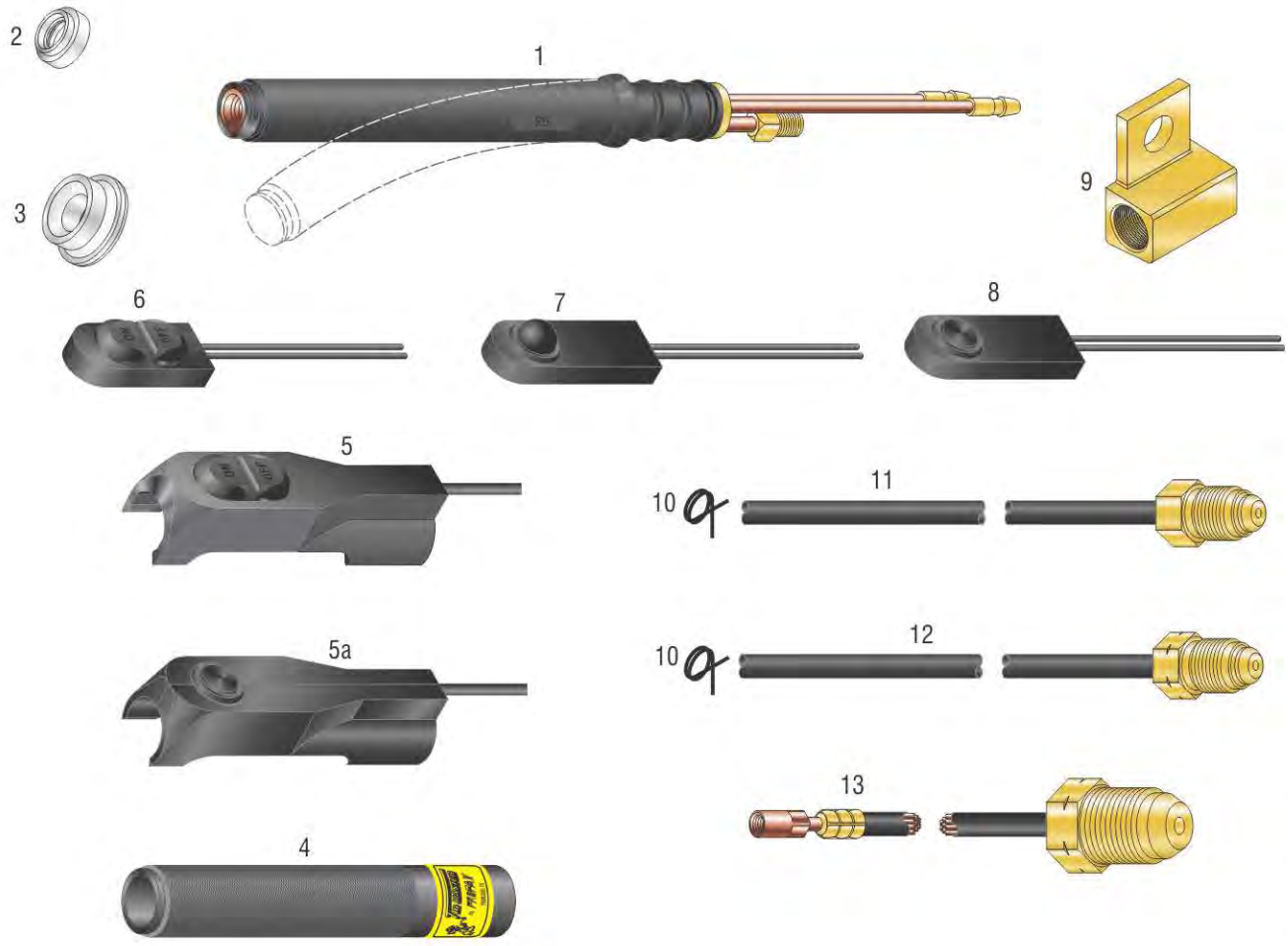

NO.	PROFAX NO.	DESCRIPTION	NO.	PROFAX NO.	DESCRIPTION
1.	25	Torch body (includes 598882 cup gasket)	11.	45V09	Gas hose 12½'
2.	598882	Cup gasket		45V09R	Gas hose 12½', rubber
3.	54N63-20	Large gas lens insulator		45V10	Gas hose 25'
4.	H-100	Handle, smooth		45V10R	Gas hose 25', rubber
5.	BS-2S*	Snap on switch holder (comes w/SW-2)	12.	45V07	Water hose 12½'
5a.	BS-1S*	Snap on switch holder (comes w/SW-1F)		45V07R	Water hose 12½', rubber
6.	SW-2	Switch (Off/On) w/flat round button		45V08	Water hose 25'
7.	SW-1	Switch (momentary) w/round button		45V08R	Water hose 25', rubber
8.	SW-1F	Switch (momentary) w/flat button	13.	45V03	Power cable 12½'
9.	45V11	Power cable adapter		45V03R	Power cable 12½', w/rubber hose
10.	53N04	Tie wire		45V04	Power cable 25'
				45V04R	Power cable 25', w/rubber hose

*Use with H-100 smooth handle only.

EK-1-25R EXTENSION KIT for use on 18, 20, 24W, & 25 Series Torches see page 150

Alumina cups..... page 144
Collets, collet bodies, and gas lenses..... page 145
Power cable adapters, back caps, valve stems and handles..... page 146
Accessory kits..... pages 150-151

26 | 26F | 26FV | 26V | 26FV-HD

(For Heavy Duty Applications Rated @ 250 Amps)

200 amps • Air cooled

TORCH PACKAGES w/1 PIECE RUBBER POWER CABLE		TORCH PACKAGES w/2 PIECE POWER CABLE AND GAS HOSE		TORCH PACKAGES EQUIPPED w/TTC-200 CONNECTOR	
PROFAX NO.	LENGTH	PROFAX NO.	LENGTH	PROFAX NO.	LENGTH
26-12R	12½'	26-12-2	12½'	26FV-12R-TTC	12½'
26-25R	25'	26-25-2	25'	26FV-25R-TTC	25'
26-50R	50'	26F-12-2	12½'	26FVHD-12R-TTC	12½'
26F-12R	12½'	26F-25-2	25'	26FVHD-25R-TTC	25'
26F-25R	25'	26FV-12-2	12½'	26V-12R-TTC	12½'
26F-50R	50'	26FV-25-2	25'	26V-25R-TTC	25'
26FV-12R	12½'	26FVHD-12-2	12½'		
26FV-25R	25'	26FVHD-25-2	25'		
26FV-50R	50'	26V-12-2	12½'		
26FVHD-12R	12½'	26V-25-2	25'		
26FVHD-25R	25'				
26V-12R	12½'				
26V-25R	25'				
26V-50R	50'				

Torch packages include torch body, handle, cable assembly, and long back cap

TTC-200 Connector

(see page 147)

The best connector for field welding applications

Accessory Kits

(Pages 150-151)

MADE IN U.S.A.

26, 26F, 26FV, 26FVHD, & 26V

200 amps • Air cooled (Standard)
250 amps • Air cooled (HD Series)

PROFAX

NO.	PROFAX NO.	DESCRIPTION
1.	26	Torch body (includes 18CG cup gasket & 18-7 insert)
2.	26F	Flexible torch body (includes 18CG cup gasket & 18-7 insert)
3.	26FV	Flexible torch body w/valve (includes 18CG cup gasket & 18-7 insert)
3a.	26FVHD	Flexible heavy duty torch body w/valve (includes 18CG cup gasket & 18-7 insert)
4.	26V	Torch body w/valve (includes 18CG cup gasket & 18-7 insert)
5.	18-7	Insert
6.	VS-1	Valve stem, includes S-008 O-ring
6a.	S-008	O-ring
7.	57Y02	Long back cap, w/98W18 O-ring
8.	300M	Medium back cap, w/98W18 O-ring
9.	57Y04	Short back cap, w/98W18 O-ring
10.	98W18	Back cap O-ring
11.	18CG	Cup gasket
12.	54N01	Gas lens insulator
13.	54N63	Large diameter gas lens insulator
13a.	18CG-20	Cup gasket for stubby collet and collet body

NO.	PROFAX NO.	DESCRIPTION
14.	H-200	Handle, smooth (Used w/Snap-On snap switch holder)
15.	H-200R	Handle, ribbed
16.	BL-2S*	Snap on switch holder (comes with SW-2)
16a.	BL-1S*	Snap on switch holder (comes with SW-1F)
17.	SW-2	Switch (Off/On) w/flat round button
18.	SW-1	Switch (momentary) w/round button
19.	SW-1F	Switch (momentary) w/flat button
20.	45V62	Power cable adapter
21.	46V28-2	Optional 2 pc. power cable 12½'
	46V30-2	Optional 2 pc. power cable 25'
21a.	26B	Tip nipple
21b.	26A	Power cable crimp
21c.	1255	5/8-18 RH male nut
22.	40V75R	Rubber gas hose 12½'
	41V30R	Rubber gas hose 25'
23.	46V28R	1 pc. rubber power cable 12½'
	46V30R	1 pc. rubber power cable 25'
	46V30R-50	1 pc. rubber power cable 50'

Alumina cups..... page 144
Collets, collet bodies, and gas lenses..... page 145
Power cable adapters, back caps, valve stems and handles..... page 146
Accessory kits..... pages 150-151

*Use with H-200 smooth handle only.

27A - 9” body
27B - 20” body

500 amps • Water cooled machine torch

Cable Covers

PROFAX NO.	DESCRIPTION
27A-3	Torch package - 9” torch body w/3’ rubber power cable, water & gas hose
27A-12	Torch package - 9” torch body w/12½’ rubber power cable, water & gas hose
27A-25	Torch package - 9” torch body w/25’ rubber power cable, water & gas hose
27B-3	Torch package - 20” torch body w/3’ rubber power cable, water & gas hose
27B-12	Torch package - 20” torch body w/12½’ rubber power cable, water & gas hose
27B-25	Torch package - 20” torch body w/25’ rubber power cable, water & gas hose

Torch packages include complete torch head and cable assembly

VELCRO

PROFAX NO.	DESCRIPTION
4-10V	4” cover for 12½’ torch packages
4-22V	4” cover for 25’ torch packages

ZIPPER

PROFAX NO.	DESCRIPTION
4-10	4” cover for 12½’ torch packages
4-22	4” cover for 25’ torch packages

MADE IN U.S.A.

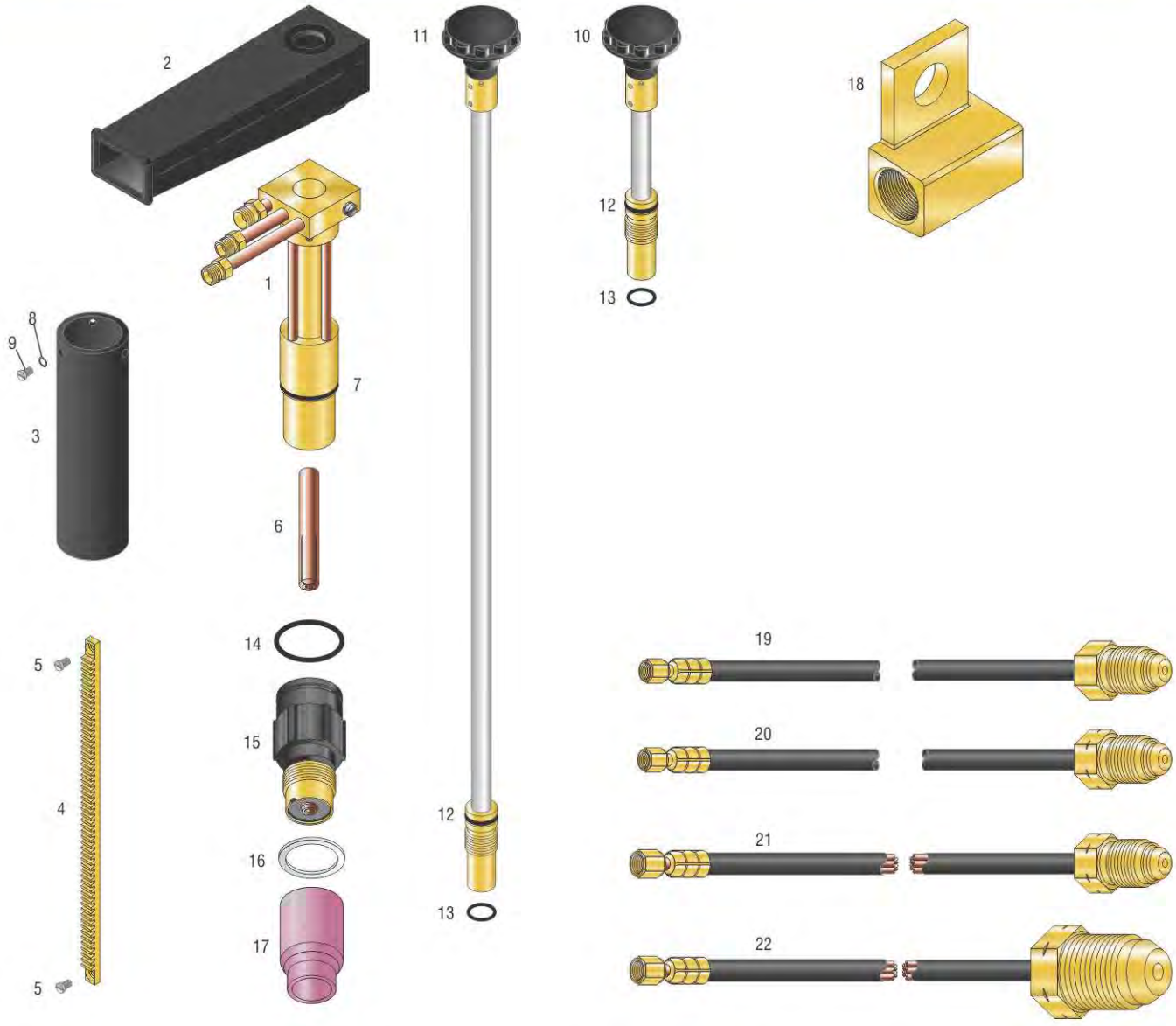

NO.	PROFAX NO.	DESCRIPTION
1.	27A	Torch body (9”) includes shaft assembly, barrel & boot
	27B	Torch body (20”) includes shaft assembly, barrel & boot
2.	27-12	Boot
3.	27-10A	Barrel for “A” model
	27-10B	Barrel for “B” model
	27-9B	Barrel with rack holes for “B” model
4.	27R32	Rack 32 pitch “B” model only
5.	18R-1	Screw
6.		Collet (see page 145)
7.	27-2-4	O-ring
8.	27-11	Lock washer
9.	27-19	Nylon screw
10.	27-13A	Shaft assembly for “A” model torch
11.	27-13B	Shaft assembly for “B” model torch
12.	27-13-2	O-ring
13.	27-13-3	O-ring

NO.	PROFAX NO.	DESCRIPTION
14.	181W89	O-ring
15.		Gas lens collet body (see page 145)
16.	57N56	Teflon gasket
17.		Alumina nozzle (see page 144)
18.	45V11	Power cable adapter use w/12½’ & 25’ torch packages
19.	40V82R-3	Gas hose 3’
	40V82R	Gas hose 12½’
	40V82RL	Gas hose 25’
20.	40V83R-3	Water hose 3’
	40V83R	Water hose 12½’
	40V83RL	Water hose 25’
21.	40V84R-3	Power cable 3’
22.	40V84R	Power cable 12½’
	40V84RL	Power cable 25’

Alumina cups..... page 144
Collets and gas lenses..... page 145

Internal Welding TIG Torch

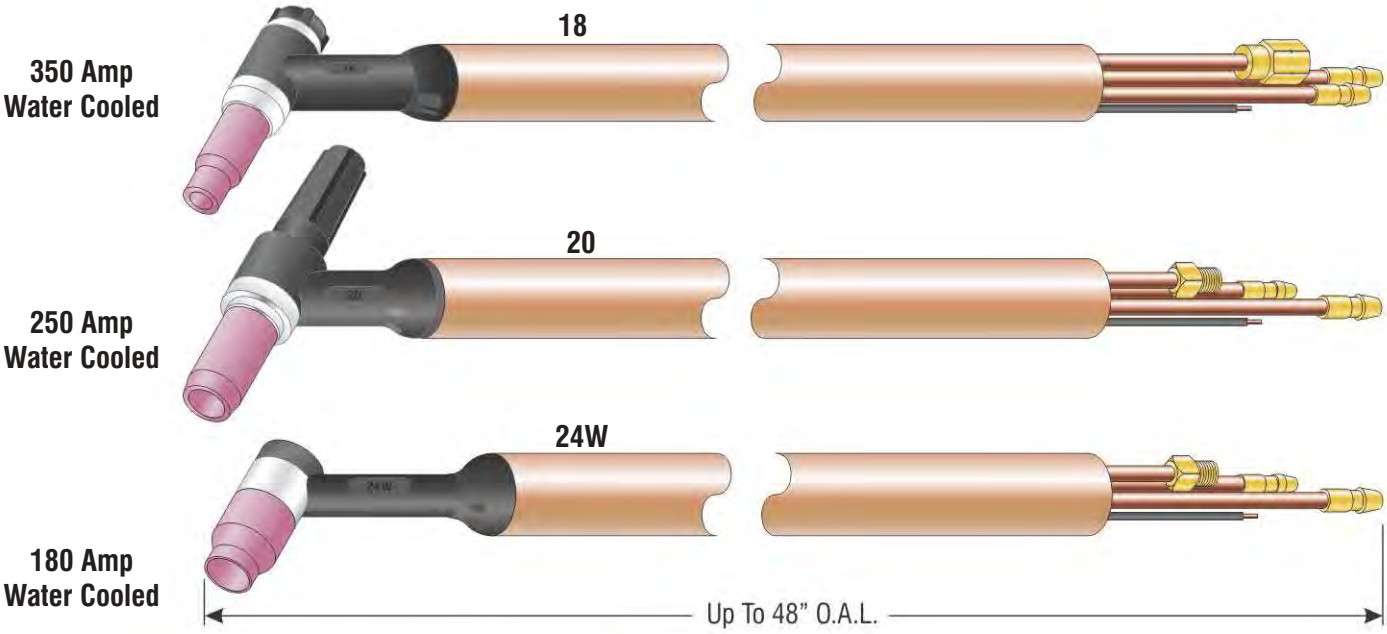

Extra long torches are available with extended tubes and handle up to 48" long w/sensor lead for internal welding of small diameter pipe.

PROFAX NO.	TORCH PACKAGES
18-48	Torch head - 48" O.A.L. w/handle
18-48-12R	Torch package - w/12½' rubber power cable, water and gas hose
18-48-25R	Torch package - w/25' rubber power cable, water and gas hose
20-48	Torch head - 48" O.A.L. w/handle
20-48-12R	Torch package - w/12½' rubber power cable, water and gas hose
20-48-25R	Torch package - w/25' rubber power cable, water and gas hose
24W-48	Torch head - 48" O.A.L. w/handle
24W-48-12R	Torch package - w/12½' rubber power cable, water and gas hose
24W-48-25R	Torch package - w/25' rubber power cable, water and gas hose

Torch packages include torch body, handle, cable assembly.

Cable Covers

VELCRO

PROFAX NO.	DESCRIPTION
3-10V	3" cover for 12½' torch packages
3-22V	3" cover for 25' torch packages
3-48V	3" cover for 50' torch packages

ZIPPER

PROFAX NO.	DESCRIPTION
3-10	3" cover for 12½' torch packages
3-22	3" cover for 25' torch packages
3-48	3" cover for 50' torch packages

PARTS/ACCESSORIES

PROFAX NO.	DESCRIPTION
45V11	Power cable adapter for 18, 20, and 24W
53N04	Tie wire for 18, 20, and 24W
40V75R	Braided gas hose 12½' for 18
41V30R	Braided gas hose 25' for 18
40V74R	Braided water hose 12½' for 18
41V32R	Braided water hose 25' for 18
40V64R	Rubber power cable 12½' for 18
41V29R	Rubber power cable 25' for 18
45V09R	Rubber gas hose 12½' for 20 and 24W
45V10R	Rubber gas hose 25' for 20 and 24W
45V07R	Rubber water hose 12½' for 20 and 24W
45V08R	Rubber water hose 25' for 20 and 24W
45V03R	Rubber power cable 12½' for 20 and 24W
45V04R	Rubber power cable 25' for 20 and 24W

Accessory Kits

(Pages 150-151)

MADE IN U.S.A.

Alumina cups..... page 144
Collets, collet bodies, and gas lenses..... page 145
Power cable adapters, back caps,
valve stems and handles..... page 146
Accessory kits..... pages 150-151

EK-1-25R EXTENSION KIT for use on 18, 20, 24W, & 25 Series Torches see page 150

PRO III TIG

Cold Wire Feed System for TIG

High Frequency Protected

REPLACEMENT PARTS

PROFAX NO.	DESCRIPTION
PX407839-3	Feed tip tapered, .030
PX407839-6	Feed tip tapered, .035
PX407839-8	Feed tip tapered, 3/64”
PX407839-9	Feed tip tapered, .045
PX407839-12	Feed tip tapered, 1/16”
9491	Liner (for all wire sizes)
SW-1	Bulb switch
FP-8	Feed pen assembly (8’ long)

SPECIFICATIONS:

- Feed pen and lead - 8’ length standard, standard type liner for all wire applications, standard type feed tips, SW-1 switch for on/off wire control.
- Wire capacity - .030” to 1/16”
- Spool capacity - Standard 12” spools. Adapter for 4” one pound spools available.
- Wire speed range - Infinitely variable from 10 to 240 IPM
- Weight - 33 lbs.

A PRACTICAL, LOW COST, HIGH EFFICIENCY SYSTEM DESIGNED TO DELIVER SPOOLED WIRE FILLER METAL FOR TIG APPLICATIONS.

FEATURES:

- Improves productivity by eliminating stops caused by cut length wire.
- Eliminates end waste of cut length filler metal, an average savings of 10 to 20%.
- Reduces cost of filler metal by utilizing spooled wire instead of cut length.
- High frequency protection ensures reliability in all TIG applications.
- Low initial cost - The PRO III TIG is less than half the cost of most TIG cold wire feed systems on the market today.
- Low operating cost - Utilizes standard feed tips, standard liners, and standard momentary switch on feed pen.
- The PRO III TIG ships complete - Includes feed pen and 8’ lead, drive rolls, power cord and plug for 110VAC input power.

DRIVE ROLLS

WIRE DIAMETER	FEED ROLL	TYPE	KIT NO.	INLET GUIDE	OUTLET GUIDE
U-GROOVE					
.030 (.8mm)+.035 (.9mm)	7757	U	7757K	9070	9080
.035 (.9mm)+3/64 (1.19mm)	7760	U	7760K	9071	9081
.045 (1.2mm)+1/16 (1.6mm)	7758	U	7758K	9072	9082

Insulated wire drive assembly isolates all electrical components from high frequency interference.

Velcro and Zipper Cable Covers for TIG

• Extra flexible • Light weight • Exceptional value



VELCRO

PROFAX NO.	DESCRIPTION
3-10V	3” cover for 12½’ torch packages
3-22V	3” cover for 25’ torch packages
3-48V	3” cover for 50’ torch packages
4-10V	4” cover for 12½’ torch packages
4-22V	4” cover for 25’ torch packages
4-48V	4” cover for 50’ torch packages

ZIPPER

PROFAX NO.	DESCRIPTION
3-10	3” cover for 12½’ torch packages
3-22	3” cover for 25’ torch packages
3-48	3” cover for 50’ torch packages
4-10	4” cover for 12½’ torch packages
4-22	4” cover for 25’ torch packages
4-48	4” cover for 50’ torch packages

Alumina Cups

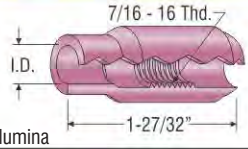

Alumina

PROFAX NO.	I.D.	SIZE	TORCHES
10N50	1/4"	4	
10N49	5/16"	5	17
10N48	3/8"	6	18
10N47	7/16"	7	26
10N46	1/2"	8	
10N45	5/8"	10	
10N44	3/4"	12	

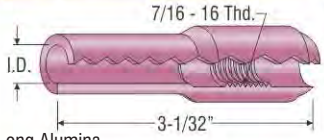

Long Alumina

PROFAX NO.	I.D.	SIZE	TORCHES
10N49L	5/16"	5	
10N48L	3/8"	6	17
10N47L	7/16"	7	18
			26

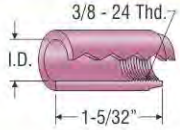

Alumina

PROFAX NO.	I.D.	SIZE	TORCHES
13N08	1/4"	4	
13N09	5/16"	5	9
13N10	3/8"	6	20
13N11	7/16"	7	25
13N12	1/2"	8	
13N13	5/8"	10	

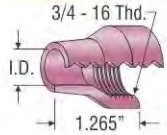

Alumina

PROFAX NO.	I.D.	SIZE	TORCHES
14N57	1/4"	4	
14N58	5/16"	5	12
14N59	3/8"	6	
14N60	7/16"	7	
14N61	1/2"	8	
14N61-10	5/8"	10	
14N61-12	3/4"	12	

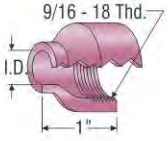

Alumina for Gas Lens

PROFAX NO.	I.D.	SIZE	TORCHES
53N58	1/4"	4	
53N59	5/16"	5	9
53N60	3/8"	6	20
53N61	7/16"	7	24
53N61S	1/2"	8	25
53N100	1"	16	
53N150	1½"	24	

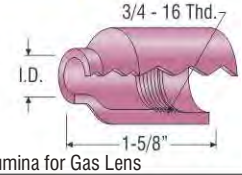

Alumina for Gas Lens

PROFAX NO.	I.D.	SIZE	TORCHES
54N18	1/4"	4	
54N17	5/16"	5	17
54N16	3/8"	6	18
54N15	7/16"	7	26
54N14	1/2"	8	
54N19	11/16"	short	

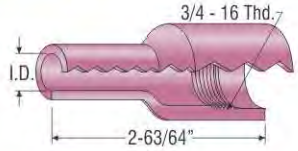

Long Alumina for Gas Lens

PROFAX NO.	I.D.	SIZE	TORCHES
54N17L	5/16"	5	
54N16L	3/8"	6	17
54N15L	7/16"	7	18
54N14L	1/2"	8	26

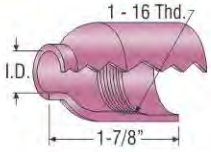

Alumina for X-LG. Gas Lens

PROFAX NO.	I.D.	SIZE	TORCHES
57N75	3/8"	6	9 20
57N74	1/2"	8	12 25
53N88	5/8"	10	17 26
53N87	3/4"	12	18 27
53N89	15/16"	15	

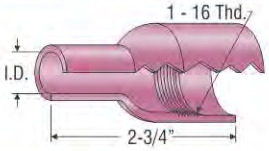

Long Alumina for X-LG. Gas Lens

PROFAX NO.	I.D.	SIZE	TORCHES
57N75L	3/8"	6	9 25
57N74L	1/2"	8	17 26
53N88L	5/8"	10	18 27
53N87L	3/4"	12	20

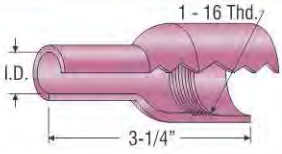

X-Long Alumina for X-LG. Gas Lens

PROFAX NO.	I.D.	SIZE	TORCHES
57N75XL	3/8"	6	9 25
57N74XL	1/2"	8	17 26
53N88XL	5/8"	10	18 27
53N87XL	3/4"	12	20

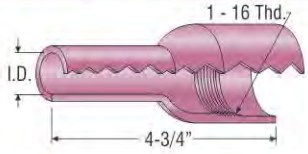

XX-Long Alumina for X-LG. Gas Lens

PROFAX NO.	I.D.	SIZE	TORCHES
57N74XXL	1/2"	8	9 25
57N75XXL	3/8"	6	17 26
53N88XXL	5/8"	10	18 27
53N87XXL	3/4"	12	20

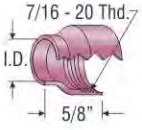

Alumina

PROFAX NO.	I.D.	SIZE	TORCHES
A53N23	.165	3	
A53N24	1/4"	4	
A53N25	5/16"	5	24
A53N27	3/8"	6	

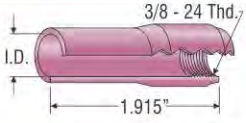

Long Alumina

PROFAX NO.	I.D.	SIZE	TORCHES
A796F70	.165"	3	
A796F71	1/4"	4	9
A796F72	5/16"	5	20
A796F73	3/8"	6	25

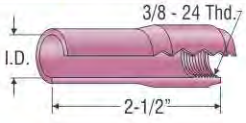

X-Long Alumina

PROFAX NO.	I.D.	SIZE	TORCHES
A796F74	.165"	3	
A796F75	1/4"	4	9
A796F76	5/16"	5	20
A796F77	3/8"	6	25

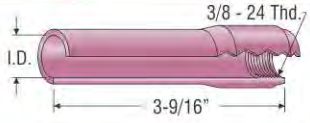

XX-Long Alumina

PROFAX NO.	I.D.	SIZE	TORCHES
A796F79	1/4"	4	
			9
			20
			25

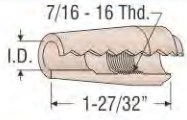

Ceramic

PART NO.	I.D.	SIZE	TORCHES
105Z43	1/4"	4	
105Z42	5/16"	5	17
105Z44	3/8"	6	18
105Z45	7/16"	7	26
08N78	1/2"	8	
08N79	5/8"	10	
08N80	3/4"	12	

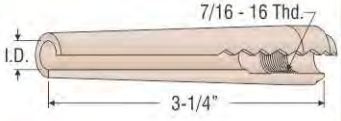

Ceramic

PART NO.	I.D.	SIZE	TORCHES
12N03	1/4"	4 Long	
105Z60	5/16"	5 Long	17
12N02	3/8"	6 Long	18
105Z61	7/16"	7 Long	26

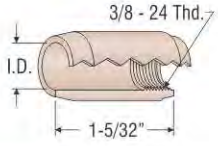

Ceramic

PART NO.	I.D.	SIZE	TORCHES
13N14	1/4"	4	
13N15	5/16"	5	9
13N16	3/8"	6	20
13N17	7/16"	7	25
13N18	1/2"	8	
13N19	5/8"	10	

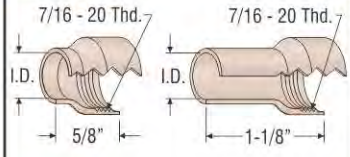

Ceramic

PART NO.	I.D.	SIZE	TORCHES
53N23	.165	3	
53N24	1/4"	4	
53N25	5/16"	5	24
53N27	3/8"	6	
Long Ceramic			
53N28	1/4"	4L	
53N26	3/8"	6L	

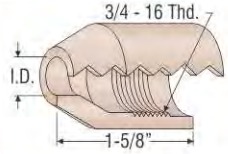

Ceramic for Gas Lens

PART NO.	I.D.	SIZE	TORCHES
54N35	1/4"	4	
54N34	5/16"	5	17
54N33	3/8"	6	18
54N32	7/16"	7	26
54N31	1/2"	8	
54N36	11/16"	short	

Collets, Collet Bodies, & Gas Lenses

Collet

PROFAX NO.	TUNGSTEN	TORCHES
10N21	.020	
10N22	.040	17
10N23	1/16"	18
10N24	3/32"	26
10N25	1/8"	
54N20	5/32"	

Collet - Stubby Special

PROFAX NO.	TUNGSTEN	TORCHES
10N23S	1/16"	
10N24S	3/32"	17
10N25S	1/8"	18
		26

Used with 17CB20 collet body, 18CG-20 cup gasket, and 13N series cup

Collet

PROFAX NO.	TUNGSTEN	TORCHES
13N20	.020	
13N21	.040	9
13N22	1/16"	20
13N23	3/32"	25
13N24	1/8"	

Collet for extra large gas lens

PROFAX NO.	TUNGSTEN	TORCHES
13N20L	.020	
13N21L	.040	9
13N22L	1/16"	20
13N23L	3/32"	25
13N24L	1/8"	

Collet

PROFAX NO.	TUNGSTEN	TORCHES
53N15	.020	
53N16	.040	24
53N14	1/16"	24W
24C332	3/32"	

Collet for gas lens

PROFAX NO.	TUNGSTEN	TORCHES
53N62	.020	
53N63	.040	24
53N64	1/16"	24W
24GLC332	3/32"	



Collet for 27 torches

PROFAX NO.	TUNGSTEN	TORCHES
57N45	.040	
57N46	1/16"	
57N47	3/32"	
57N48	1/8"	27
57N49	5/32"	
57N50	3/16"	
57N51	1/4"	

Collet

PROFAX NO.	TUNGSTEN	TORCHES
85Z14	1/16"	
85Z15	3/32"	
85Z16	1/8"	
85Z17	5/32"	12
85Z18	3/16"	
85Z19	1/4"	

Collet body

PROFAX NO.	TUNGSTEN	TORCHES
10N29	.020	
10N30	.040	17
10N31	1/16"	18
10N32	3/32"	26
10N28	1/8"	
406488	5/32"	

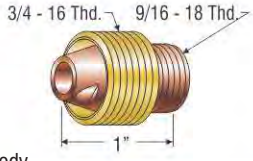

Collet body

PROFAX NO.	TUNGSTEN	TORCHES
11WP65	ALL SIZES	12

Collet body

PROFAX NO.	TUNGSTEN	TORCHES
13N25	.020	
13N26	.040	9
13N27	1/16"	20
13N28	3/32"	25
13N29	1/8"	

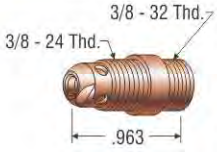

Collet body - Stubby Special

PROFAX NO.	TUNGSTEN	TORCHES
17CB20	1/16" - 1/8"	17
		18
		26

Used with 10N Stubby collets, 18CG-20 cup gasket, and 13N series cup

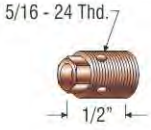

Collet body

PROFAX NO.	TUNGSTEN	TORCHES
53N17	.020	
53N18	.040	24
53N19	1/16"	24W
24CB3/32	3/32"	

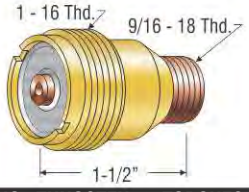

Gas Lens

PROFAX NO.	TUNGSTEN	TORCHES
11GL16	1/16"	
11GL332	3/32"	12
11GL18	1/8"	
11GL53	5/32"	
11GL36	3/16"	

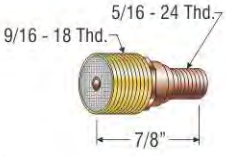

Gas lens

PROFAX NO.	TUNGSTEN	TORCHES
45V41	.020	9
45V42	.040	20
45V43	1/16"	24
45V44	3/32"	25
45V45	1/8"	

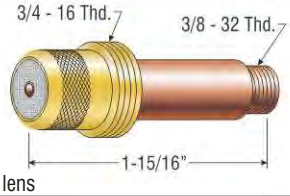

Gas lens

PROFAX NO.	TUNGSTEN	TORCHES
45V29	.020	
45V24	.040	17
45V25	1/16"	18
45V26	3/32"	26
45V27	1/8"	
45V28	5/32"	

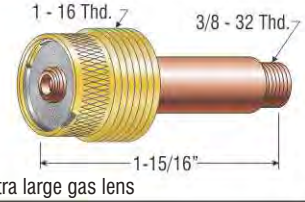

Extra large gas lens

PROFAX NO.	TUNGSTEN	TORCHES
45V116	1/16",.040,.020	17
45V64	3/32"	18
995795	1/8"	26
45V63	5/32"	

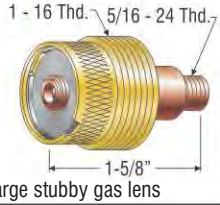

Extra large stubby gas lens

PROFAX NO.	TUNGSTEN	TORCHES
45V116S	1/16",.040,.020	
45V64S	3/32"	9
995795S	1/8"	20
		25

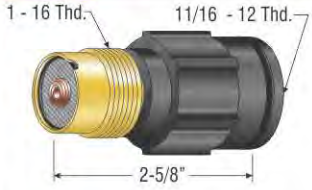

Extra large gas lens for 27 torches

PROFAX NO.	TUNGSTEN	TORCHES
49V22	.040	
49V23	1/16"	
49V24	3/32"	
49V25	1/8"	27
49V26	5/32"	
49V27	3/16"	
49V28	1/4"	

X-LG Gas Lens Repair Kit

PROFAX NO.	
45V63R -	Kit consists of 3 ea. 54V66 1ea. 54V67 3 ea. large spacer rings 2 ea. small spacer rings 1 ea. large snap ring 2 ea. small lock rings

Power Cable Adapters, Back Caps, Valve Stems, & Handles

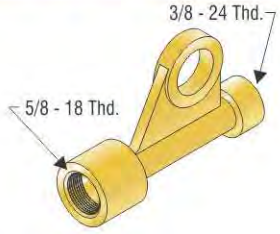

Adapter

PROFAX NO.	TORCHES
105Z57	9 17

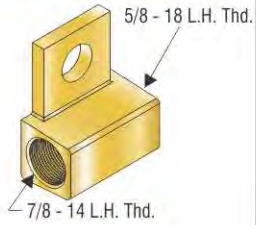

Adapter

PROFAX NO.	TORCHES
45V11	12 24W 18 25 20 27A

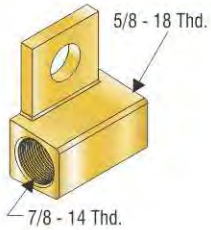

Adapter

PROFAX NO.	TORCH
45V62	26

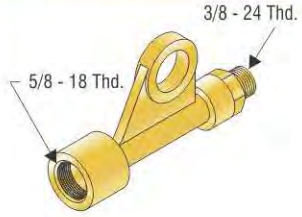

Adapter

PROFAX NO.	TORCH
53N43	24

Back Cap

PROFAX NO.	DESCRIPTION	TORCHES
41V24 98W77	Long O-ring	9 20

comes with o-ring

Back Cap

PROFAX NO.	DESCRIPTION	TORCHES
41V33 98W77	Short O-ring	9 20

comes with o-ring

Back Cap

PROFAX NO.	DESCRIPTION	TORCHES
41V35 98W77	Medium O-ring	9 20

comes with o-ring

Back Cap

PROFAX NO.	DESCRIPTION	TORCHES
57Y02 98W18	Long O-ring	17 18 26

comes with o-ring

Back Cap

PROFAX NO.	DESCRIPTION	TORCHES
57Y04 98W18	Short O-ring	17 18 26

comes with o-ring

Back Cap

PROFAX NO.	DESCRIPTION	TORCHES
300M 98W18	Medium O-ring	17 18 26

comes with o-ring

Valve Stem

PROFAX NO.	DESCRIPTION	TORCHES
VS-1 S-008	Valve Stem O-ring	26

comes with o-ring

Valve Stem

PROFAX NO.	DESCRIPTION	TORCHES
VS-2 S-008	Valve Stem O-ring	9 20 17 24 18

comes with o-ring

Back Cap

PROFAX NO.	DESCRIPTION	TORCHES
56Y44 85W50	Long O-ring	12

comes with o-ring

Back Cap

PROFAX NO.	DESCRIPTION	TORCHES
56Y45 85W50	Short O-ring	12

comes with o-ring



Handle

PROFAX NO.	DESCRIPTION	TORCHES
H-100	Smooth	9 24 17 24W 20 25



Handle

PROFAX NO.	DESCRIPTION	TORCHES
H-100R	Ribbed	9 17 24

Handle

PROFAX NO.	DESCRIPTION	TORCHES
H-200	Smooth	18 26

Handle

PROFAX NO.	DESCRIPTION	TORCH
H-200R	Ribbed	26



Handle

PROFAX NO.	DESCRIPTION	TORCH
85WP13	Smooth	12

AN EFFICIENT METHOD OF CONNECTING TIG TORCHES TO POWER SUPPLIES!

FEATURES

- IMPROVED SAFETY
- LOW PROFILE CONNECTION
- SIMPLE, CONVENIENT ORDERING
- EFFICIENT CONVERSION BETWEEN TIG AND STICK FOR DUAL PROCESS APPLICATIONS
- LOW COST

TTC-150 -

Basic connector unit is compatible with any 9 series or 17 series air cooled TIG torch that utilizes a 57Y01R or 57Y03R type power cable, and standard cable connector from the power supply.

NOTE:
Also available with Dinse LDP-50 plug order# **TTC-150D**

TTC-150 Torch packages
for more packages see pages 124 and 128

PROFAX NO.	DESCRIPTION	PROFAX NO.	DESCRIPTION
9V-12R-TTC	Our std. 9V-12R torch pkg. w/the TTC-150 installed	17V-12R-TTC	Our std. 17V-12R torch pkg. w/the TTC-150 installed
9V-25R-TTC	Our std. 9V-25R torch pkg. w/the TTC-150 installed	17V-25R-TTC	Our std. 17V-25R torch pkg. w/the TTC-150 installed
9FV-12R-TTC	Our std. 9FV-12R torch pkg. w/the TTC-150 installed	17FV-12R-TTC	Our std. 17FV-12R torch pkg. w/the TTC-150 installed
9FV-25R-TTC	Our std. 9FV-25R torch pkg. w/the TTC-150 installed	17FV-25R-TTC	Our std. 17FV-25R torch pkg. w/the TTC-150 installed

TTC-200 -

Basic connector unit is designed for use with the 26 series TIG torches that utilize the one piece cable assemblies 46V28R, 46V30R and standard cable connector from the power supply.

NOTE:
Also available with Dinse LDP-50 plug order# **TTC-200D**



TTC-200 Torch packages
for more packages see page 138

PROFAX NO.	DESCRIPTION	PROFAX NO.	DESCRIPTION
26V-12R-TTC	Our std. 26V-12R torch pkg. w/the TTC-200 installed	26FV-12R-TTC	Our std. 26FV-12R torch pkg. w/the TTC-200 installed
26V-25R-TTC	Our std. 26V-25R torch pkg. w/the TTC-200 installed	26FV-25R-TTC	Our std. 26FV-25R torch pkg. w/the TTC-200 installed

Lenco Dinse Type Machine Plugs

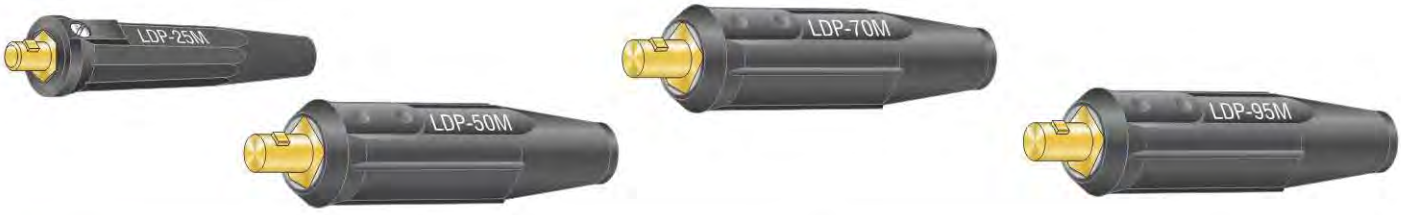

PROFAX NO.	MALE PLUG	CABLE CAPACITY	TYPE OF CABLE CONNECTION	AMP CAPACITY
LDP-25M	.355 (9.0mm)	No. 8 thru No. 4 (10-25mm^2)	Single oval-point screw	150
LDP-50M	.508 (12.9mm)	No. 4 thru No. 1/0 (25-50mm^2)	Single oval-point screw	250
LDP-70M	.508 (12.9mm)	1/0 thru 2/0 (50-70mm^2)	Single oval-point screw	350
LDP-95M	.508 (12.9mm)	2/0 thru 4/0 (70-95mm^2)	Double oval-point screw	500

DINSE TYPE TIG ADAPTERS

11 International *Dinse* Type TIG machine plugs for both air and water cooled TIG torches. This allows direct connection of the TIG torch to power supplies equipped with *Dinse* type secondary connections.

PROFAX NO.	TIG TORCH MODEL	MALE END DIA.	POWER CABLE CONNECTION	BARB O.D.
LDT-917-F	9, 17	.508 (12.9mm)	3/8-24 (M) Air Cooled	1/4-90° w/Boot
LDTI-917-F	9, 17	.508 (12.9mm)	3/8-24 (M) Air Cooled (in line)	N/A
LDTS-24-M	24	.355 (9.0mm)	3/8-24 (F) Air Cooled	1/4-90° w/Boot
LDTSI-24-M	24	.355 (9.0mm)	3/8-24 (F) Air Cooled	N/A
LDT-24-M	24	.508 (12.9mm)	3/8-24 (F) Air Cooled	1/4-90° w/Boot
LDT-26-R	26	.508 (12.9mm)	7/8-14 (R.H.) Air Cooled	1/4-90° w/Boot
LDTI-26-R	26	.508 (12.9mm)	7/8-14 (R.H.) Air Cooled (in line)	N/A
LDT-1820-L	18, 20	.508 (12.9mm)	7/8-14 (L.H.) Water Cooled	1/4-90° w/Boot
LDTI-1820-WC	18, 20, 24W	.508 (12.9mm)	7/8-14 (L.H.) Water Cooled (in line)	1/8,3/16,1/4-90° w/Boots
LDTS-917-F	9, 17	.355 (9.0mm)	3/8-24 (M) Air Cooled	1/4-90° w/Boot
LDTSI-917-F	9, 17	.355 (9.0mm)	3/8-24 (M) Air Cooled (in line)	N/A

Gas & Water Hose Connectors



LGH-Series used on the following:
LDT-917-F
LDT-24-M
LDT-26-R
LDTS-24-M
LDTS-917-F

LWH-Series used on the following:
LDT-1820-L

LGH-Series & LWH-Series Used on the following:
LDTI-1820-WC

PROFAX NO.	DESCRIPTION
LGH-18RH	Black gas hose - 18” length - 5/8-18 R.H. nut
LGH-96RH	Black gas hose - 96” length - 5/8-18 R.H. nut
LWH-18LH	Red water hose - 18” length - 5/8-18 L.H. nut
LWH-96LH	Red water hose - 96” length - 5/8-18 L.H. nut

Both hoses are nylon braided

Dinse Cable & TIG Machine Plug Application

Power Supply Make & Model	Type of Process	*Dinse* Cable Connector Male	*Dinse* TIG Connector Series – TIG Torch Models – Air Cooled: 24 80A	9 125A	17 150A	26 200A	Water Cooled: 24W 180A	20/25 250A	18 350A
Miller®									
CST250, 280	TIG/Stick	LDP-50M	LDT-24-M	LDT-917-F	LDT-917-F	LDT-26-R	LDT-1820-L	LDT-1820-L	LDT-1820-L
CST300, 400	TIG/Stick	LDP-70M	LDT-24-M	LDT-917-F	LDT-917-F	LDT-26-R	LDT-1820-L	LDT-1820-L	LDT-1820-L
Econotig	TIG/Stick	LDP-50M	n/a	LDTI-917-F	LDTI-917-F	LDTI-26-R	LDTI-1820-WC	LDTI-1820-WC	n/r
Dynasty 200, 200DX	TIG/Stick	LDP-50M	LDT-24-M	LDT-917-F	LDT-917-F	LDT-26-R	LDT-1820-L	LDT-1820-L	LDT-1820-L
Dynasty 200SD	TIG/Stick	LDP-50M	LDT-24-M	LDT-917-F	LDT-917-F	LDT-26-R	LDT-1820-L	LDT-1820-L	LDT-1820-L
Dynasty 280,300,300DX	TIG/Stick	LDP-70M	LDT-24-M	LDT-917-F	LDT-917-F	LDT-26-R	LDT-1820-L	LDT-1820-L	LDT-1820-L
Dynasty 300LX, 300SD	TIG/Stick	LDP-70M	LDT-24-M	LDT-917-F	LDT-917-F	LDT-26-R	LDT-1820-L	LDT-1820-L	LDT-1820-L
Dynasty 350, 700	TIG/Stick	LDP-70M	LDT-24-M	LDT-917-F	LDT-917-F	LDT-26-R	LDT-1820-L	LDT-1820-L	LDT-1820-L
Maxstar 85S, 140STR	TIG/Stick	LDP-25M	LDTS-24M	LDTS-917-F	LDTS-917-F	n/r	n/r	n/r	n/r
Maxstar 150, S, STL, STH	TIG/Stick	LDP-25M	LDTSI-24M	LDTSI-917-F	LDTSI-917-F	n/r	n/r	n/r	n/r
Maxstar 200, 200DX	TIG/Stick	LDP-50M	n/a	LDT-917-F	LDT-917-F	LDT-26-R	LDT-1820-L	LDT-1820-L	LDT-1820-L
Maxstar 200LX, 200SD	TIG/Stick	LDP-50M	n/a	LDT-917-F	LDT-917-F	LDT-26-R	LDT-1820-L	LDT-1820-L	LDT-1820-L
Maxstar 200STR	TIG/Stick	LDP-50M	n/a	LDT-917-F	LDT-917-F	LDT-26-R	LDT-1820-L	LDT-1820-L	LDT-1820-L
Maxstar 250T, 280, 300	TIG/Stick	LDP-70M	n/a	LDT-917-F	LDT-917-F	LDT-26-R	LDT-1820-L	LDT-1820-L	LDT-1820-L
Maxstar 300DX, 300LX	TIG/Stick	LDP-70M	n/a	LDT-917-F	LDT-917-F	LDT-26-R	LDT-1820-L	LDT-1820-L	LDT-1820-L
Maxstar 300SD	TIG/Stick	LDP-70M	n/a	n/r	LDT-917-F	LDT-26-R	LDT-1820-L	LDT-1820-L	LDT-1820-L
Maxstar 350 & 700	TIG/Stick	LDP-70M	n/a	n/r	LDT-917-F	LDT-26-R	LDT-1820-L	LDT-1820-L	LDT-1820-L
Syncrowave 180SD, 200, 210	TIG/Stick	LDP-50M	n/a	LDTI-917-F	LDTI-917-F	LDTI-26-R	LDTI-1820-WC	LDTI-1820-WC	n/r
Syncrowave 250, 300	TIG/Stick	n/a	n/a	n/a	n/a	n/a	n/a	n/a	n/a
Syncrowave 350, 500	TIG/Stick	n/a	n/a	n/a	n/a	n/a	n/a	n/a	n/a
Syncrowave 250DX	TIG/Stick	LDP-70M	LDT-24-M	LDT-917-F	LDT-917-F	LDT-26-R	LDT-1820-L	LDT-1820-L	LDT-1820-L
Syncrowave 350LX	TIG/Stick	LDP-70M	LDT-24-M	LDT-917-F	LDT-917-F	LDT-26-R	LDT-1820-L	LDT-1820-L	LDT-1820-L
Invision 354MP, 350MPa	MIG/TIG/Stick	LDP-70M	LDT-917-F	LDT-917-F	LDT-917-F	LDT-26-R	LDT-1820-L	LDT-1820-L	LDT-1820-L
XMT304 (w/Dinse)	MIG/TIG/Stick	LDP-70M	LDT-917-F	LDT-917-F	LDT-917-F	LDT-26-R	LDT-1820-L	LDT-1820-L	LDT-1820-L
350 (w/Dinse)	MIG/TIG/Stick	LDP-70M	LDT-917-F	LDT-917-F	LDT-917-F	LDT-26-R	LDT-1820-L	LDT-1820-L	LDT-1820-L
350MPa (w/Dinse)	MIG/TIG/Stick	LDP-70M	LDT-917-F	LDT-917-F	LDT-917-F	LDT-26-R	LDT-1820-L	LDT-1820-L	LDT-1820-L
Lincoln®									
Invertec V100-S,V130-S,V155-S	TIG/Stick	LDP-25M	LDTS-24-M	LDTS-917-F	LDTS-917-F	n/r	n/r	n/r	n/r
Invertec V160-S	TIG/Stick	LDP-50M	LDT-24-M	LDT-917-F	LDT-917-F	n/r	n/r	n/r	n/r
Invertec V160-T	TIG/Stick	LDP-50M	n/a	LDTI-917-F	LDTI-917-F	n/r	n/r	n/r	n/r
Invertec V200-T, V205-T	TIG/Stick	LDP-50M	n/a	LDTI-917-F	LDTI-917-F	LDTI-26-R	LDTI-1820-WC	LDTI-1820-WC	n/r
Invertec V250-S, V275-S	TIG/Stick	LDP-50M	LDT-24-M	LDT-917-F	LDT-917-F	LDT-26R	LDT-1820-L	LDT-1820-L	LDT-1820-L
Invertec V310-T	TIG/Stick	LDP-50M	n/a	LDTI-917-F	LDTI-917-F	LDTI-26-R	LDTI-1820-WC	LDTI-1820-WC	LDTI-1820-WC
Precision TIG 185	TIG/Stick	LDP-50M	n/a	LDTI-917-F	LDTI-917-F	n/r	n/r	n/r	n/r
Precision TIG 225	TIG/Stick	LDP-50M	n/a	LDTI-917-F	LDTI-917-F	LDTI-26-R	LDTI-1820-WC	LDTI-1820-WC	LDTI-1820-WC
Precision TIG 275	TIG/Stick	n/a	n/a	LDTI-917-F	LDTI-917-F	LDTI-26-R	LDTI-1820-WC	LDTI-1820-WC	LDTI-1820-WC
Precision TIG 375	TIG/Stick	n/a	n/a	LDTI-917-F	LDTI-917-F	LDTI-26-R	LDTI-1820-WC	LDTI-1820-WC	LDTI-1820-WC
Square Wave TIG 175	TIG/Stick	LDP-50M	n/a	LDTI-917-F	LDTI-917-F	LDTI-26-R	LDTI-1820-WC	LDTI-1820-WC	n/r
Square Wave TIG 175 Pro	TIG/Stick	LDP-50M	n/a	LDTI-917-F	LDTI-917-F	LDTI-26-R	LDTI-1820-WC	LDTI-1820-WC	n/r
Square Wave TIG 275	TIG/Stick	LDP-50M	n/a	LDTI-917-F	LDTI-917-F	LDTI-26-R	LDTI-1820-WC	LDTI-1820-WC	n/r
Square Wave TIG 255	TIG/Stick	n/a	n/a	n/a	n/a	n/a	n/a	n/a	n/a
Square Wave TIG 355	TIG/Stick	n/a	n/a	n/a	n/a	n/a	n/a	n/a	n/a
Invertec V300, V350 Pro**	MIG/TIG/Stick	LDP-70M	n/a	LDTI-917-F	LDTI-917-F	LDTI-26-R	LDTI-1820-WC	LDTI-1820-WC	LDTI-1820-WC
Invertec V450 Pro	MIG/TIG/Stick	LDP-70M	n/a	LDTI-917-F	LDTI-917-F	LDTI-26-R	LDTI-1820-WC	LDTI-1820-WC	LDTI-1820-WC
Power Wave 355 & 355M	MIG/TIG/Stick	LDP-70M	n/a	LDTI-917-F	LDTI-917-F	LDTI-26-R	LDTI-1820-WC	LDTI-1820-WC	LDTI-1820-WC

n/a = not applicable n/r = not recommended

** Note Invertec V350-PRO standard series LDT series adapters. With optional solenoid valve uses LDTI series adapters.

EWG TUNGSTEN ELECTRODES

FEATURES:
- Longer life
- Non-radioactive additives
- Stable tip and arc geometry
- Proven to outperform other electrodes
- Can be used in both DC & AC processes
- Best choice to replace thoriated electrodes

Premium tungsten delivering results for serious TIG applications. A blend of oxides ensuring cooler runs for longer tip life than other electrodes.

EWG tungsten electrodes have undergone rigorous testing to ensure the highest quality and durability.

SPECIFICATIONS:
- **AWS Class:** EWG
- **AWS Spec:** A5.12M/A5.12:2009
- **Seven inch lengths in four industry-standard diameters:** 1/16", 3/32", 1/8" and 5/32"
- **Color Code:** Purple

PART NO.	DESCRIPTION
EWG-1/16-7	Tungsten 1/16 x 7", EWG
EWG-3/32-7	Tungsten 3/32 x 7", EWG
EWG-1/8-7	Tungsten 1/8 x 7", EWG
EWG-5/32-7	Tungsten 5/32 x 7", EWG

Note: Refer to manufacturer MSDS sheets for proper preparation and safety. Use proper ventilation/capture during preparation. Refer to manufacturer warning regarding ventilation.

EK-1-25R EXTENSION KIT

for use on 18, 20, 24W, & 25 Series Torches

(Kit consists of the following)

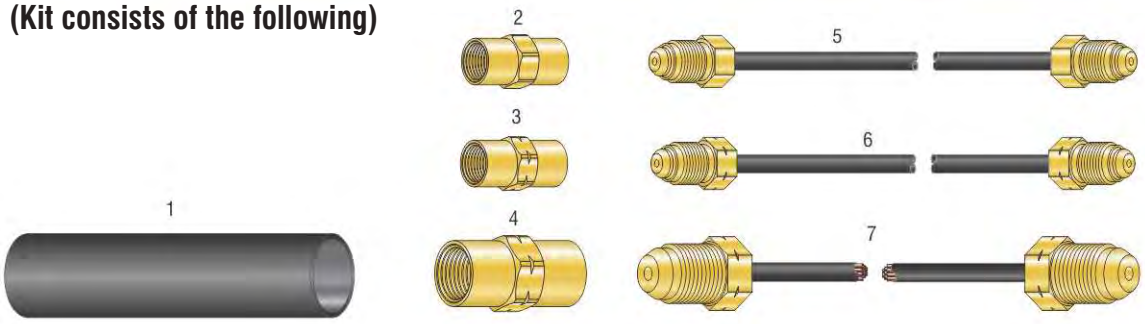

NO.	PROFAX NO.	DESCRIPTION	NO.	PROFAX NO.	DESCRIPTION
1.	EKHS	Heat shrink 6" L x 2½" I.D. black	5.	40V77LR	25' gas hose extension rubber
2.	11N17	Gas hose coupler	6.	40V76LR	25' water hose extension rubber
3.	11N18	Water hose coupler	7.	40V78LR	25' power cable extension rubber
4.	11N19	Power cable coupler			

OPTIONAL 12½' EXTENSION HOSE & POWER CABLE

NO.	PROFAX NO.	DESCRIPTION
5.	40V77R	12½' gas hose extension rubber
6.	40V76R	12½ water hose extension rubber
7.	40V78R	12½ power cable extension rubber

TRK-1
Head Repair Kit
Repairs threads on 9, 17, 18, 20, 24, and 26 torch heads

TRK-2
Collet Body, Gas Lens, and Back Cap Repair Kit
Repairs threads on 9, 17, 18, 20, 24, 26 collet bodies, gas lenses, and back caps

Accessory Kits

MAK-1S For 9, 20, & 25 series torches

QTY	DESCRIPTION
12	Collets (2).040, (4)1/16", (4)3/32", (2)1/8"
7	Collet bodies (1).040, (2)1/16", (2)3/32", (2)1/8"
4	Gas lenses (1).040, (1)1/16", (1)3/32", (1)1/8"
4	Back caps (1)Short, (2)Medium, (1)Long
1	Cup gasket
4	Back cap O-rings
10	Wire clamps
1	Parts box MAK-1

MAK-2S For 17, 18 & 26 series torches

QTY	DESCRIPTION
10	Collets (1).040, (3)1/16", (3)3/32", (2)1/8", (1)5/32"
8	Collet bodies (1).040, (2)1/16", (2)3/32", (2)1/8", (1)5/32"
4	Gas lenses (1).040, (1)1/16", (1)3/32", (1)1/8"
2	Back caps (1)Short, (1)Long
2	Cup gasket
4	Back cap O-rings
1	Gas lens insulator
1	Parts box MAK-2

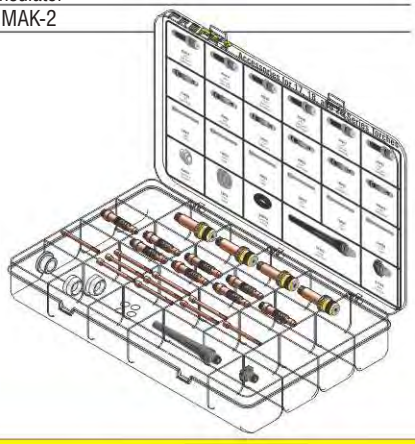

AK-1 For 9 series torches

QTY	DESCRIPTION
1	Long back cap
2	Collets .040, 1/16"
2	Collet bodies .040, 1/16"
3	Alumina cups #4, 5, 6
2	Tungsten electrodes .040, 1/16"

PROFAX now offers a full range of TIG accessory kits. These include standard accessory kits and master accessory kits.

AK-2 For 17 series torches

QTY	DESCRIPTION
1	Short back cap
3	Collets .040, 1/16", 3/32"
3	Collet bodies .040, 1/16", 3/32"
3	Alumina cups #5, 6, 7
3	Tungsten electrodes .040, 1/16", 3/32"

AK-3 For 18 & 26 series torches

QTY	DESCRIPTION
1	Short back cap
3	Collets 1/16", 3/32", 1/8"
3	Collet bodies 1/16", 3/32", 1/8"
3	Alumina cups #5, 6, 8
3	Tungsten electrodes 1/16", 3/32", 1/8"

AK-4 For 20 & 25 series torches

QTY	DESCRIPTION
1	Long back cap
3	Collets 1/16", 3/32", 1/8"
3	Collet bodies 1/16", 3/32", 1/8"
3	Alumina cups #5, 6, 7
3	Tungsten electrodes 1/16", 3/32", 1/8"

AK-5 For 24 series torches

QTY	DESCRIPTION
2	Collets .040, 1/16"
2	Collet bodies .040, 1/16"
3	Lava cups #4, 5, 6
2	Tungsten electrodes .040, 1/16"

AK-5W For 24W series torches

QTY	DESCRIPTION
3	Collets .040, 1/16", 3/32"
3	Collet bodies .040, 1/16", 3/32"
3	Lava cups #4, 5, 6
3	Tungsten electrodes .040, 1/16", 3/32"

TIG Off/On Switch Assemblies for Lincoln®

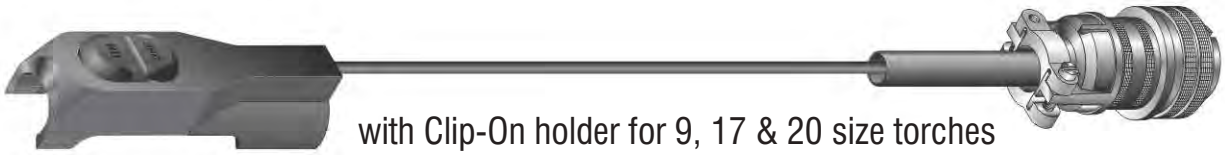

with Clip-On holder for 9, 17 & 20 size torches

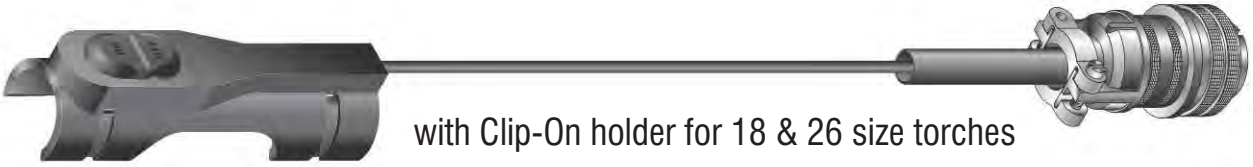

with Clip-On holder for 18 & 26 size torches

PROFAX NO.	LENGTH	DESCRIPTION	TORCHES
9703	27’	6 pin plug to off/on switch with small Clip-On holder	9, 17, & 20
9704	52’	6 pin plug to off/on switch with small Clip-On holder	9, 17, & 20
9705	27’	6 pin plug to off/on switch with large Clip-On holder	18 & 26
9706	52’	6 pin plug to off/on switch with large Clip-On holder	18 & 26

TIG Arc Start Switch Assemblies for Lincoln®

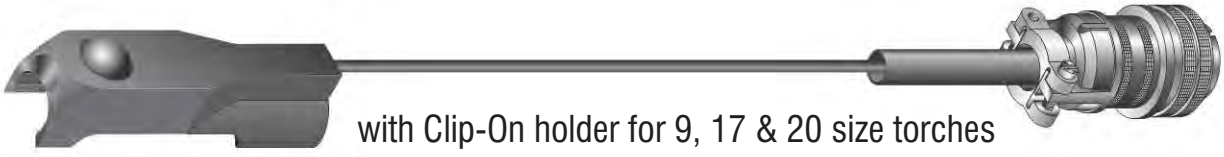

with Clip-On holder for 9, 17 & 20 size torches

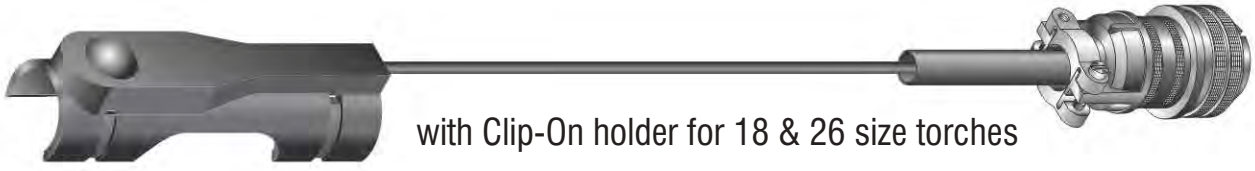

with Clip-On holder for 18 & 26 size torches

PROFAX NO.	LENGTH	DESCRIPTION	TORCHES
9666	27’	6 pin plug to momentary switch with small Clip-On holder	9, 17, & 20
9667	52’	6 pin plug to momentary switch with small Clip-On holder	9, 17, & 20
9676	27’	6 pin plug to momentary switch with large Clip-On holder	18 & 26
9677	52’	6 pin plug to momentary switch with large Clip-On holder	18 & 26

PROFAX is in no way affiliated with LINCOLN. The parts advertised for sale are not genuine LINCOLN parts, but are parts made for and by **PROFAX**. References to LINCOLN machines, torches, and numbers are for your convenience only.

TIG Off/On Switch Assemblies for Miller®

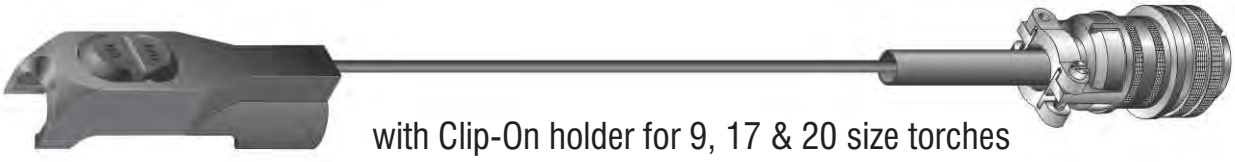

with Clip-On holder for 9, 17 & 20 size torches

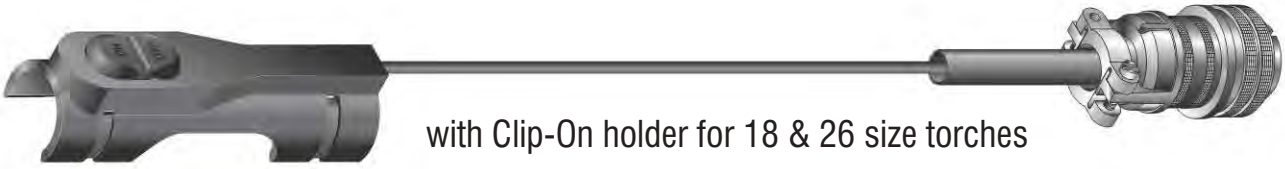

with Clip-On holder for 18 & 26 size torches

PROFAX NO.	LENGTH	DESCRIPTION	TORCHES
9707	27’	14 pin plug to off/on switch with large Clip-On holder	18 & 26
9708	52’	14 pin plug to off/on switch with large Clip-On holder	18 & 26
9709	27’	14 pin plug to off/on switch with small Clip-On holder	9, 17, & 20
9710	52’	14 pin plug to off/on switch with small Clip-On holder	9, 17, & 20
9711	27’	5 pin plug to off/on switch with large Clip-On holder	18 & 26
9713	27’	5 pin plug to off/on switch with small Clip-On holder	9, 17, & 20
9715	27’	2 prong twistlock plug to off/on switch with large Clip-On holder (not shown)	18 & 26
9806	27’	2 prong twistlock plug to off/on switch with small Clip-On holder (not shown)	9, 17, & 20

TIG Arc Start Switch Assemblies for Miller®

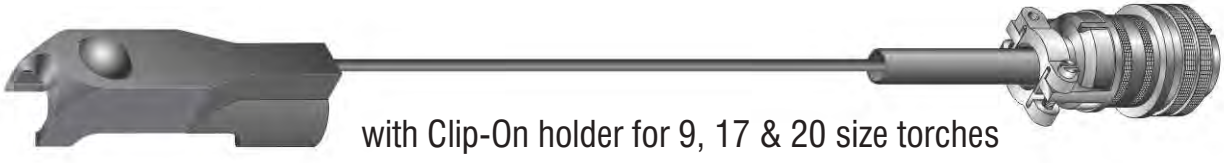

with Clip-On holder for 9, 17 & 20 size torches

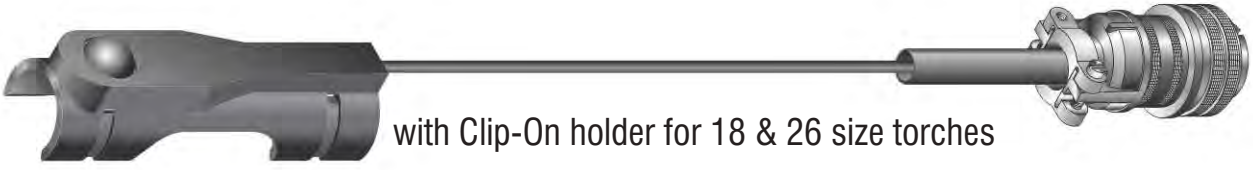

with Clip-On holder for 18 & 26 size torches

PROFAX NO.	LENGTH	DESCRIPTION	TORCHES
9293	27’	14 pin plug to momentary switch with large Clip-On holder	18 & 26
9294	52’	14 pin plug to momentary switch with large Clip-On holder	18 & 26
9375	27’	14 pin plug to momentary switch with small Clip-On holder	9, 17, & 20
9376	52’	14 pin plug to momentary switch with small Clip-On holder	9, 17, & 20
9696	27’	5 pin plug to momentary switch with large Clip-On holder	18 & 26
9699	27’	5 pin plug to momentary switch with small Clip-On holder	9, 17, & 20
9698	27’	2 prong twistlock plug to momentary switch with large Clip-On holder (not shown)	18 & 26
9694	27’	2 prong twistlock plug to momentary switch with small Clip-On holder (not shown)	9, 17, & 20

PROFAX is in no way affiliated with MILLER. The parts advertised for sale are not genuine MILLER parts, but are parts made for and by **PROFAX**. References to MILLER machines, torches, and numbers are for your convenience only.

Remote Finger Tip Control for Lincon® & Miller®

Lincoln®

EXTENSION CORDS FOR LFTC-6	
PROFAX NO.	DESCRIPTION
9680	25' extension cord
9681	50' extension cord
9682	75' extension cord
9683	100' extension cord

Operates contactor and controls output.

PROFAX NO.	LINCOLN®	DESCRIPTION
LFTC-6		Fingertip control with 27' cord and 6 pin plug compatible with Squarewave TIG, Invertec™, & Precision TIG only
LFTC-6-52		Fingertip control with 52' cord and 6 pin plug compatible with Squarewave TIG, Invertec™, & Precision TIG only
		(special cord lengths available up to 100')

Miller®

Operates contactor and controls output.

PROFAX NO.	MILLER®	DESCRIPTION
MFTC-14	RCC-14	Fingertip control with 27' cord and 14 pin plug compatible with TIG machines effective with JK674521
MFTC-14-52		Fingertip control with 52' cord and 14 pin plug compatible with TIG machines effective with JK674521
MFTC-5	RCC-5	Fingertip control with 27' cord and 5 pin plug compatible with TIG machines prior to JK674521
MFTC-5-52		Fingertip control with 52' cord and 5 pin plug compatible with TIG machines prior to JK674521
		(special cord lengths available up to 100')

EXTENSION CORDS FOR MFTC-14 & MFTC-5			
MFTC-14		MFTC-5	
PROFAX	DESCRIPTION	PROFAX	DESCRIPTION
9688	25' extension cord	9684	25' extension cord
9689	50' extension cord	9685	50' extension cord
9690	75' extension cord	9686	75' extension cord
9691	100' extension cord	9687	100' extension cord

EASYkleen

Cleans, Passivates, and Polishes Stainless Steel and Stainless Steel Welds

EK101

NEW

Electrical Specification: Input 100-120V, 60Hz 10 amp
Output NLV 16, Peak AMPS 50, 80% duty cycle

Case Dimensions: 13" x 11-1/4" x 4-3/4"
Weight: 17 lbs. without leads
Shipping Weight: 23 lbs.

Standard Package Contains:

EK101	EASYkleen DC Plus Machine
EK105	1 x Spot Brush & Sleeve (Yellow)
EK106	1 x Craftsman Brush (Red)
EK107	1 x Workman Brush (Black)
EK110	1 x 9' Brush Lead (all black) & Handle
EK111	1 x Power Cord
EK112	1 x 9' Ground Clamp & Lead (red tagging)
EK114	1 x Master Brush (Blue)
EK202	1 x Silicone Sleeve
	1 Manual with Warranty, MSDS Sheet x 2

- The process employed is an electropolishing method but is portable, can be used on site and for small areas that require remediation.
- It is effective in passivating and therefore improving corrosion resistance of surfaces.
- It removes rust and stains from surfaces.
- It does not scratch or etch but it does polish. The polish is controlled by user.
- It microscopically smooths the surface giving the best possible finish.
- It removes weld scale and decoloration.
- No abrasives or buffing compounds needed.

EK-102
1 Gallon

EK-102-5
5 Gallon

EK-102-55
55 Gallon

EK102
Cleaning Solution 1 Gallon
(Ground Shipping Only)

ME128
Neutraliser 5 Liter



EASYkleen

Cleans, Passivates, and Polishes Stainless Steel and Stainless Steel Welds

EK1501

NEW

Electrical Specification: Input 110-240V 15 amp
Output NLV 35 20-125 amp, Adjustable Current Control, 100% duty cycle

Case Dimensions: 16-1/4" x 13-1/2" x 7-1/2"
Weight: 19 lbs. without leads
Shipping Weight: 30 lbs.

Standard Package Contains:

EK1501	EASYkleen Pro Machine EK1531
EK1530	1 x Small Brush
EK1531	1 x Medium Brush
EK1540	1 x Handle and Lead
EK1541	1 x Ground Clamp and Lead
EK1542	1 x Power Cord
EK2522	1 x Silicone Sleeve
	1 Manual with Warranty

EK1531

EK1530

EK2522

- The process employed is an electropolishing method but is portable, can be used on site and for small areas that require remediation.
- It is effective in passivating and therefore improving corrosion resistance of surfaces.
- It removes rust and stains from surfaces.
- It does not scratch or etch but it does polish. The polish is controlled by user.
- It microscopically smooths the surface giving the best possible finish.
- It removes weld scale and decoloration.
- No abrasives or buffing compounds needed.

EK102
Cleaning Solution 1 Gallon
(Ground Shipping Only)

EK-102
1 Gallon

EK-102-5
5 Gallon

EK-102-55
55 Gallon

ME128
Neutraliser 5 Liter



		PAGE(S)
AEC 3000 **AEC 3000-1**		158 - 159
AEC 3500 **AEC 3500-1**		160 - 161
AEC 4000 **AEC 4500-1**		162 - 163
AEC 5000 **AEC 5000-1**		164 - 165
AEC 5500 **AEC 5500-1**		166 - 167

AEC 3000/AEC 3000-1

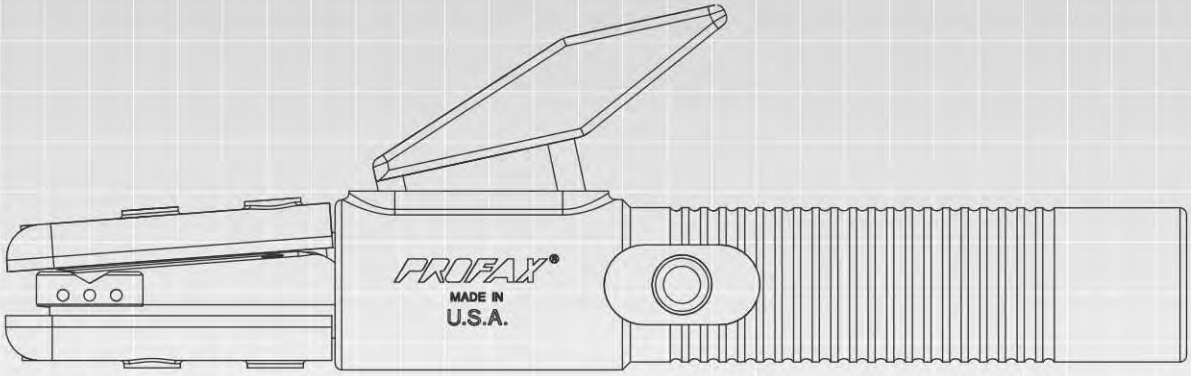

Standard Features:

- Unique valve design
- Special high impact, heat resistant material
- Special hard copper alloy body w/excellent electrical conductivity
- Easy field repair
- Available w/7' swivel or non-swivel cable assembly
- Optional 12' swivel cable assembly available

MODEL NO.	DESCRIPTION	DC AMPS 5/32"	3/16"	1/4"	5/16"	3/8"
AEC-3000	Complete gouging torch with 7' cable assembly	90 to 150	200 to 250	300 to 400	350 to 450	450 to 600
AEC-3000-1	Complete gouging torch with 7' swivel cable assembly					
AEC-3000-12-1	Complete gouging torch with 12' swivel cable assembly					
AEC-3001	Complete gouging torch less cable assembly					

AEC 3000/AEC 3000-1

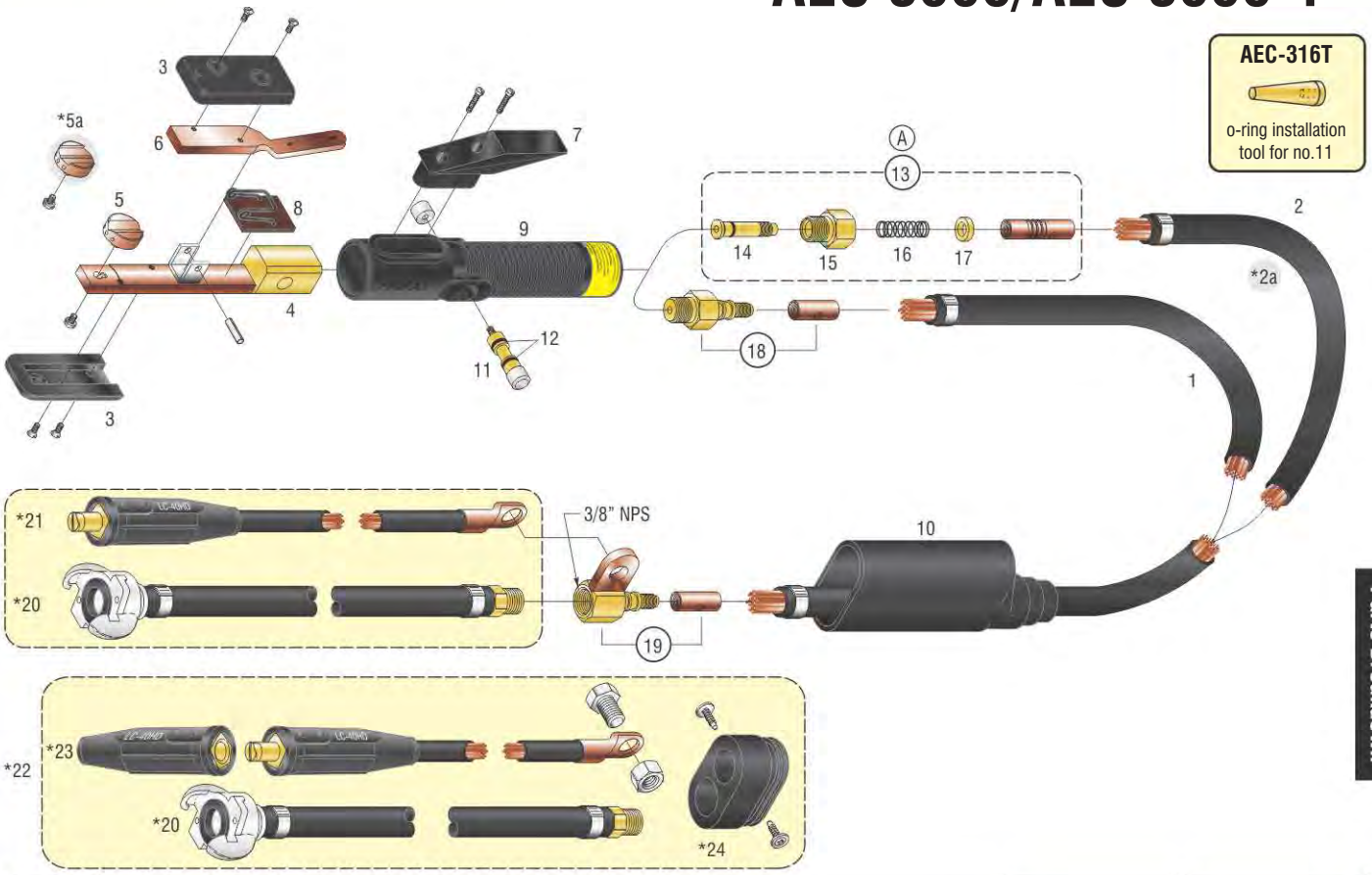

ITEM	DESCRIPTION	AEC 3000	AEC 3000-1
1	Cable assembly 7’	AEC-302	—
2	Swivel cable assembly 7’	—	AEC-302-1
*2a	Swivel cable assembly 12’	—	AEC-312-1
3	Insulator assembly with screws	AEC-303	AEC-303
4	Lower tong and valve body	AEC-304	AEC-304
5	Swivel head with screw	AEC-305	AEC-305
*5a	Flat swivel head with screw	AEC-305F	AEC-305F
6	Upper arm	AEC-307	AEC-307
7	Lever assembly with screws	AEC-308	AEC-308
8	Spring, insulator assembly	AEC-309	AEC-309
9	Handle	AEC-350	AEC-350
10	Cable insulating boot	AEC-311	AEC-311
11	Spool assembly	AEC-316R	AEC-316R
12	O-ring (package of 2)	AEC-316-1R	AEC-316-1R
13	Swivel joint assembly	—	AEC-321
14	Swivel joint stem	—	AEC-322
15	Swivel joint male nut	—	AEC-323
16	Swivel joint spring	—	AEC-326
17	Swivel joint bushing	—	AEC-327
18	Male cable connector assembly	AEC-3-028	—
19	Female cable connector assembly	AEC-3-029	AEC-3-029
*20	Air hose extension 18” long with crow foot connection	AEC-3-040	AEC-3-040
*21	Power cable extension 3/0 cable 18” long with LC-40HD male	AEC-3-041-TW	AEC-3-041-TW
*22	Power/Air insulation kit	AEC-3-045CF	AEC-3-045CF
*23	Power cable extension 3/0 18” long cable with LC-40HD male and LC-40HD female	AEC-3-042	AEC-3-042
*24	Insulating Block	AEC-312	AEC-312

*Items are optional

Ⓐ - When rebuilding Swivel Joint Assembly in the field use LOCTITE® 272 on the threads of swivel joint stem (item #14).

AEC 3500/AEC 3500-1

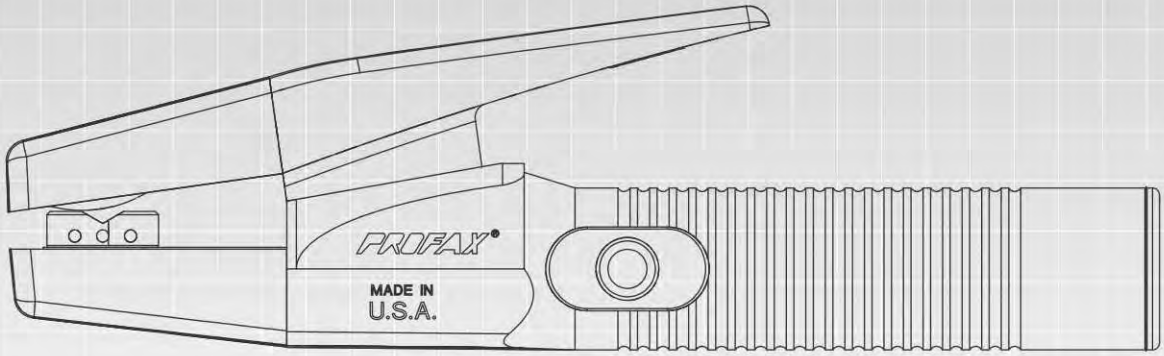

Standard Features:

- Unique valve design
- Special high impact, heat resistant material
- Special copper alloy forged body
- Easy field repair
- Available w/7' swivel or non-swivel cable assembly
- Optional 12' swivel cable assembly available

MODEL NO.	DESCRIPTION	DC AMPS				
		5/32"	3/16"	1/4"	5/16"	3/8"
AEC-3500	Complete gouging torch with 7' cable assembly	90 to 150	200 to 250	300 to 400	350 to 450	450 to 600
AEC-3500-1	Complete gouging torch with 7' swivel cable assembly					
AEC-3500-12-1	Complete gouging torch with 12' swivel cable assembly					
AEC-3501	Complete gouging torch less cable assembly					

AEC 3500/AEC 3500-1

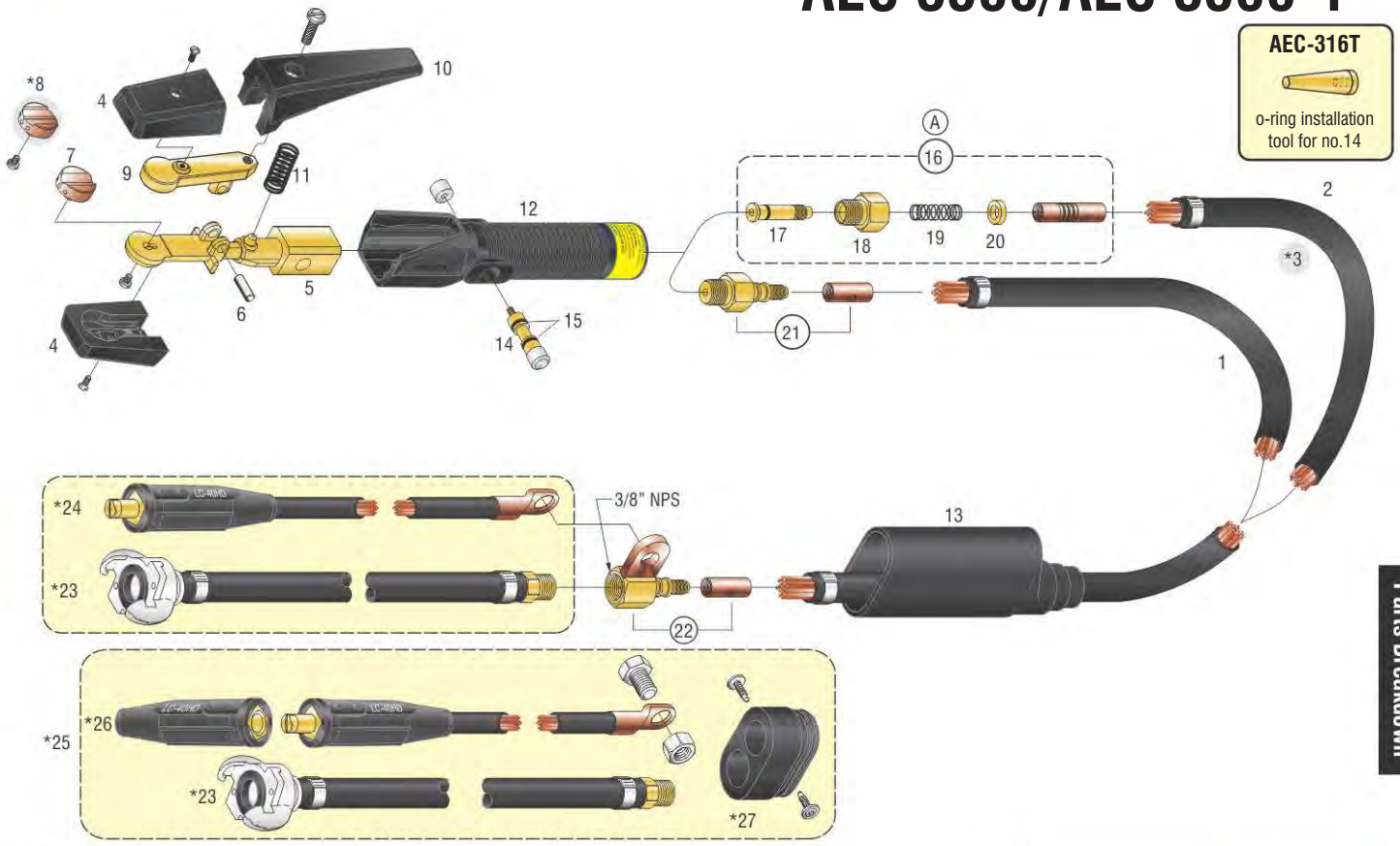

NO.	DESCRIPTION	AEC 3500	AEC 3500-1
1	Cable assembly 7’	AEC-302	—
2	Swivel cable assembly 7’	—	AEC-302-1
*3	Swivel cable assembly 12’	—	AEC-312-1
4	Insulator assembly with screws	AEC-403	AEC-403
5	Lower tong and valve body	AEC-354	AEC-354
6	Pin	AEC-410	AEC-410
7	Swivel head with screw	AEC-305	AEC-305
*8	Flat swivel head with screw	AEC-305F	AEC-305F
9	Upper arm	AEC-407	AEC-407
10	Lever assembly with screw	AEC-408	AEC-408
11	Spring	AEC-409	AEC-409
12	Handle	AEC-375	AEC-375
13	Cable insulating boot	AEC-311	AEC-311
14	Spool assembly	AEC-316R	AEC-316R
15	O-ring (package of 2)	AEC-316-1R	AEC-316-1R
16	Swivel joint assembly	—	AEC-321
17	Swivel joint stem	—	AEC-322
18	Swivel joint male nut	—	AEC-323
19	Swivel joint spring	—	AEC-326
20	Swivel joint bushing	—	AEC-327
21	Male cable connector	AEC-3-028	—
22	Female cable connector	AEC-3-029	AEC-3-029
*23	Air hose extension 18” long with crow foot connection	AEC-3-040	AEC-3-040
*24	Power cable extension 3/0 cable 18” long with LC-40HD male	AEC-3-041-TW	AEC-3-041-TW
*25	Power/Air insulation kit	AEC-3-045CF	AEC-3-045CF
*26	Power cable extension 3/0 18” long cable with LC-40HD male and LC-40HD female	AEC-3-042	AEC-3-042
*27	Insulation block	AEC-312	AEC-312

*Items are optional

Ⓐ - When rebuilding Swivel Joint Assembly in the field use LOCTITE® 272 on the threads of swivel joint stem (item #17).

AEC 4000-1/AEC 4500-1

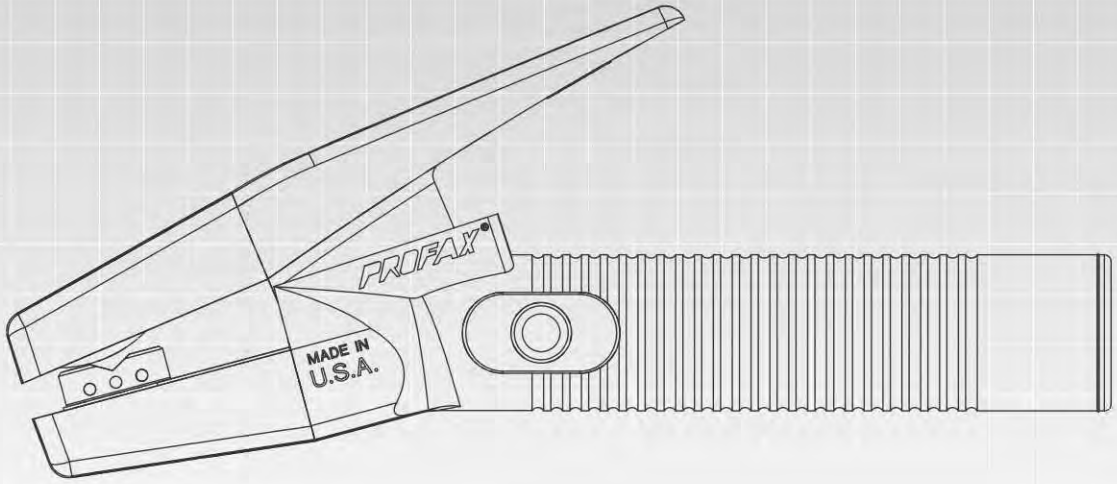

Standard Features:

- 15° torch head
- Special high impact, heat resistant material
- Special copper alloy forged body
- Unique valve design for easy field repair
- 7' 360° swivel cable assembly
- Optional 12' swivel cable assembly available

AEC 4000-1

5/32" - 1/2" Carbons
- Standard Swivel Cable Assembly
- Standard Swivel Head

AEC 4500-1

3/16" - 5/8" Carbons
- Heavy Duty Swivel Cable Assembly
- Heavy Duty Swivel Head

MODEL NO.	DESCRIPTION	DC AMPS						
		5/32"	3/16"	1/4"	5/16"	3/8"	1/2"	5/8"
AEC-4000-1	Complete gouging torch with 7' swivel cable assembly	90 to 150	200 to 250	300 to 400	350 to 450	450 to 600	800 to 1000	—
AEC-4000-12-1	Complete gouging torch with 12' swivel cable assembly							
AEC-4001	Complete gouging torch less cable assembly							
AEC-4500-1	Complete gouging torch with 7' swivel cable assembly	—	200 to 250	300 to 400	350 to 450	450 to 600	800 to 1000	1000 to 1250
AEC-4500-12-1	Complete gouging torch with 12' swivel cable assembly							
AEC-4501	Complete gouging torch less cable assembly							

AEC 4000-1/AEC 4500-1

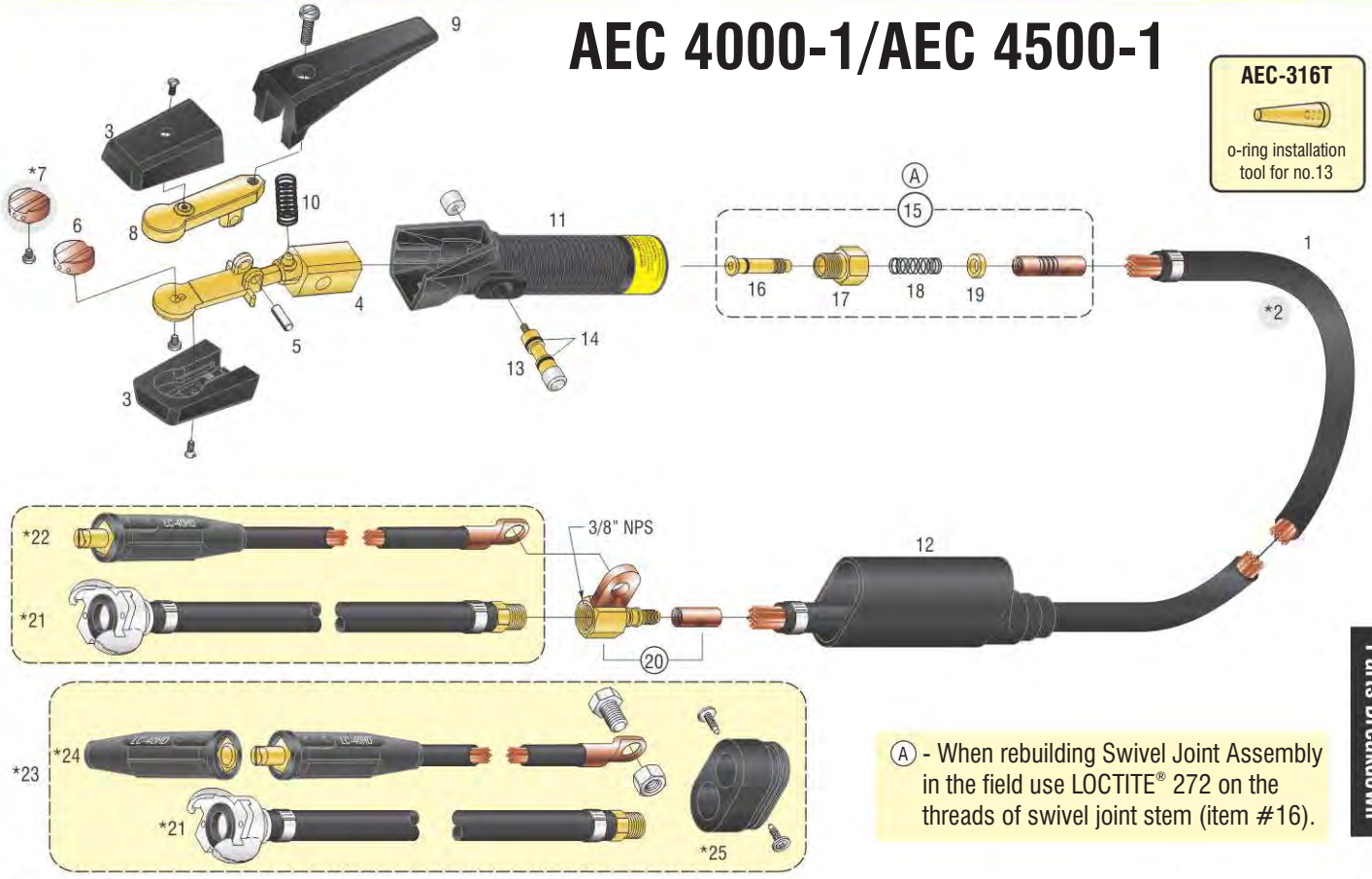

Ⓐ - When rebuilding Swivel Joint Assembly in the field use LOCTITE® 272 on the threads of swivel joint stem (item #16).

NO.	DESCRIPTION	AEC 4000-1	AEC 4500-1
1	Swivel cable assembly 7’	AEC-302-1	AEC-502-1
*2	Swivel cable assembly 12’	AEC-312-1	AEC-512-1
3	Insulator assembly with screws	AEC-403	AEC-403
4	Lower tong and valve body	AEC-404	AEC-454
5	Pin	AEC-410	AEC-410
6	Swivel head with screw	AEC-305	AEC-505
*7	Flat swivel head with screw	AEC-305F	AEC-505F
8	Upper arm	AEC-407	AEC-407
9	Lever assembly with screw	AEC-408	AEC-408
10	Spring	AEC-409	AEC-409
11	Handle	AEC-450	AEC-450
12	Cable insulating boot	AEC-311	AEC-511
13	Spool assembly	AEC-316R	AEC-316R
14	O-ring (package of 2)	AEC-316-1R	AEC-316-1R
15	Swivel joint assembly	AEC-321	AEC-521
16	Swivel joint stem	AEC-322	AEC-522
17	Swivel joint male nut	AEC-323	AEC-523
18	Swivel joint spring	AEC-326	AEC-526
19	Swivel joint bushing	AEC-327	AEC-527
20	Female cable connector	AEC-3-029	AEC-5-029
*21	Air hose extension 18” long with crow foot connection	AEC-3-040	AEC-3-040
*22	Power cable extension 3/0 cable 18” long with LC-40HD male	AEC-3-041-TW	AEC-3-041-TW
*23	Power/Air insulation kit	AEC-3-045CF	AEC-3-045CF
*24	Power cable extension 3/0 18” long cable with LC-40HD male and LC-40HD female	AEC-3-042	AEC-3-042
*25	Insulating block	AEC-312	AEC-312

*Items are optional

AEC-40

Allows you to use the **PROFAX** power cables on the K-4000* torch

*K-4000 is a registered trademark of Tweco Products Inc.

AEC 5000/AEC 5000-1

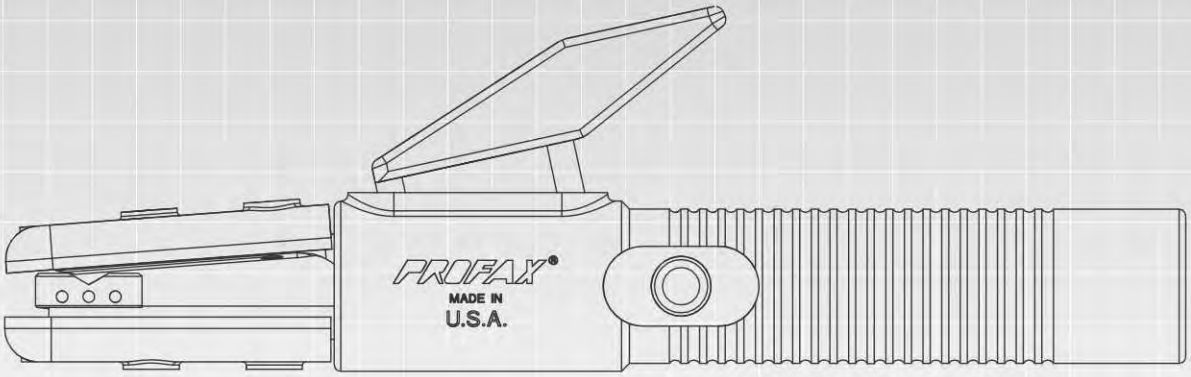

Standard Features:

- Unique valve design
- Special high impact, heat resistant material
- Special hard copper alloy w/excellent electrical conductivity
- Easy field repair
- Available w/7' swivel or non-swivel cable assembly
- Optional 12' swivel cable assembly available

MODEL NO.	DESCRIPTION	DC AMPS 1/4"	5/16"	3/8"	1/2"	5/8"
AEC-5000	Complete gouging torch with 7' cable assembly	300 to 400	350 to 450	450 to 600	700 to 900	1000 to 1250
AEC-5000-1	Complete gouging torch with 7' swivel cable assembly					
AEC-5000-12-1	Complete gouging torch with 12' swivel cable assembly					
AEC-5001	Complete gouging torch less cable assembly					

AEC 5000/AEC 5000-1

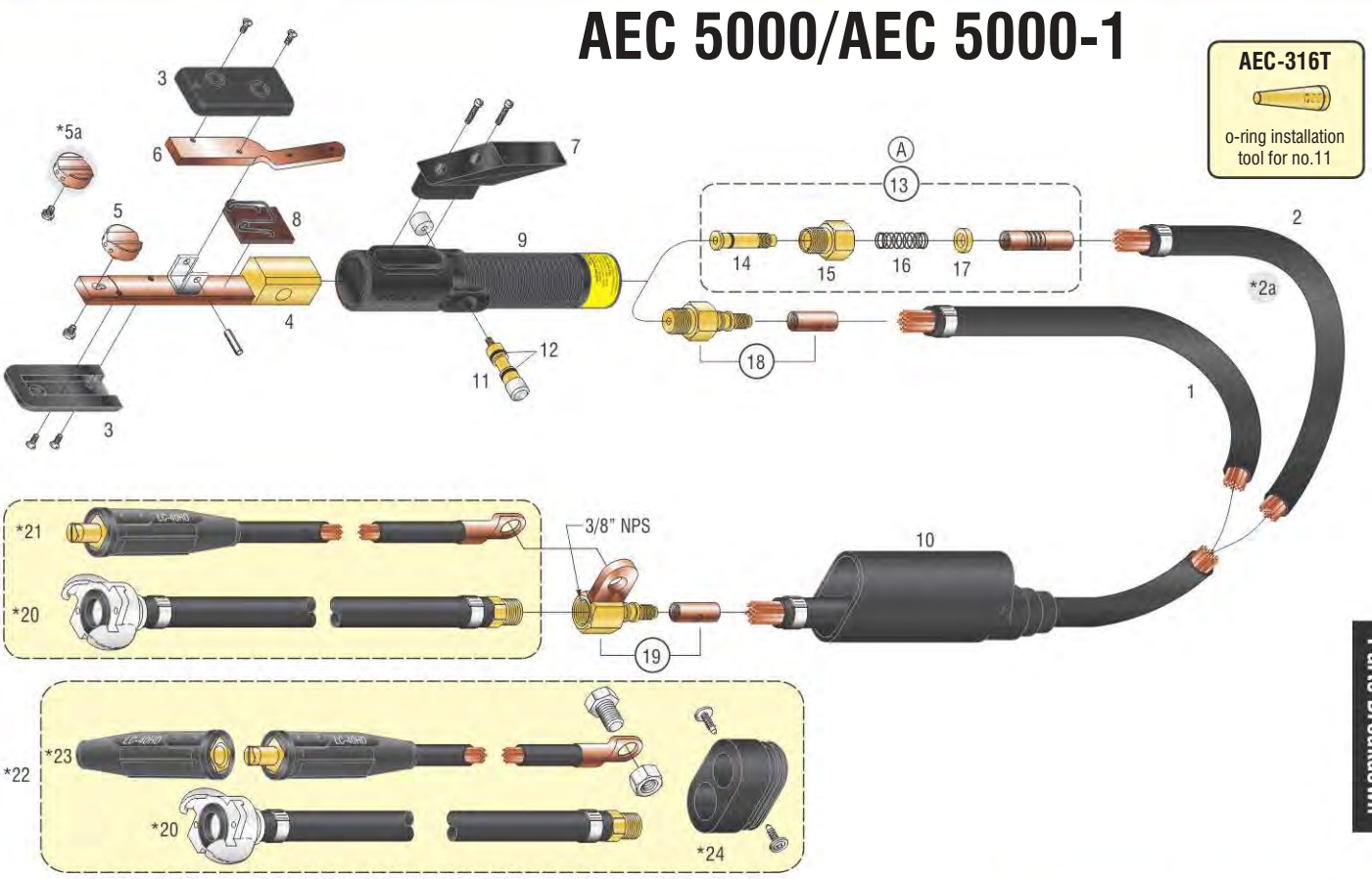

ITEM	DESCRIPTION	AEC 5000	AEC 5000-1
1	Cable assembly 7’	AEC-502	—
2	Swivel cable assembly 7’	—	AEC-502-1
*2a	Swivel cable assembly 12’	—	AEC-512-1
3	Insulator assembly with screws	AEC-303	AEC-303
4	Lower tong and valve body	AEC-304	AEC-304
5	Swivel head with screw	AEC-505	AEC-505
*5a	Flat swivel head with screw	AEC-505F	AEC-505F
6	Upper arm	AEC-307	AEC-307
7	Lever assembly with screws	AEC-308	AEC-308
8	Spring, insulator assembly	AEC-309	AEC-309
9	Handle	AEC-350	AEC-350
10	Cable insulating boot	AEC-511	AEC-511
11	Spool assembly	AEC-316R	AEC-316R
12	O-ring (package of 2)	AEC-316-1R	AEC-316-1R
13	Swivel joint assembly	—	AEC-521
14	Swivel joint stem	—	AEC-522
15	Swivel joint male nut	—	AEC-523
16	Swivel joint spring	—	AEC-526
17	Swivel joint bushing	—	AEC-527
18	Male cable connector assembly	AEC-5-028	—
19	Female cable connector assembly	AEC-5-029	AEC-5-029
*20	Air hose extension 18” long with crow foot connection	AEC-3-040	AEC-3-040
*21	Power cable extension 3/0 cable 18” long with LC-40HD male	AEC-3-041-TW	AEC-3-041-TW
*22	Power/Air insulation kit	AEC-3-045CF	AEC-3-045CF
*23	Power cable extension 3/0 18” long cable with LC-40HD male and LC-40HD female	AEC-3-042	AEC-3-042
*24	Insulating block	AEC-312	AEC-312

*Items are optional

Ⓐ - When rebuilding Swivel Joint Assembly in the field use LOCTITE® 272 on the threads of swivel joint stem (item #14).

AEC 5500/AEC 5500-1

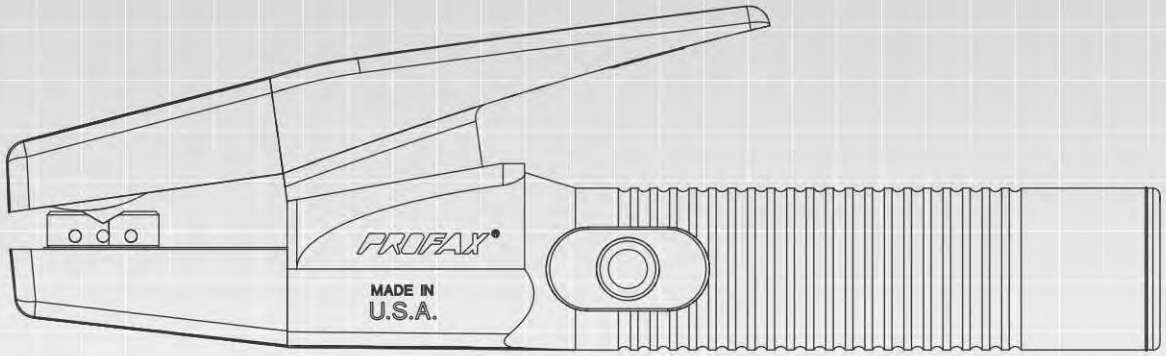

Standard Features:

- Unique valve design
- Special high impact, heat resistant material
- Special copper alloy forged body
- Easy field repair
- Available w/7' swivel or non-swivel cable assembly
- Optional 12' swivel cable assembly available

MODEL NO.	DESCRIPTION	DC AMPS				
		1/4"	5/16"	3/8"	1/2"	5/8"
AEC-5500	Complete gouging torch with 7' cable assembly	300 to 400	350 to 450	450 to 600	800 to 1000	1000 to 1250
AEC-5500-1	Complete gouging torch with 7' swivel cable assembly					
AEC-5500-12-1	Complete gouging torch with 12' swivel cable assembly					
AEC-5501	Complete gouging torch less cable assembly					

AEC 5500/AEC 5500-1

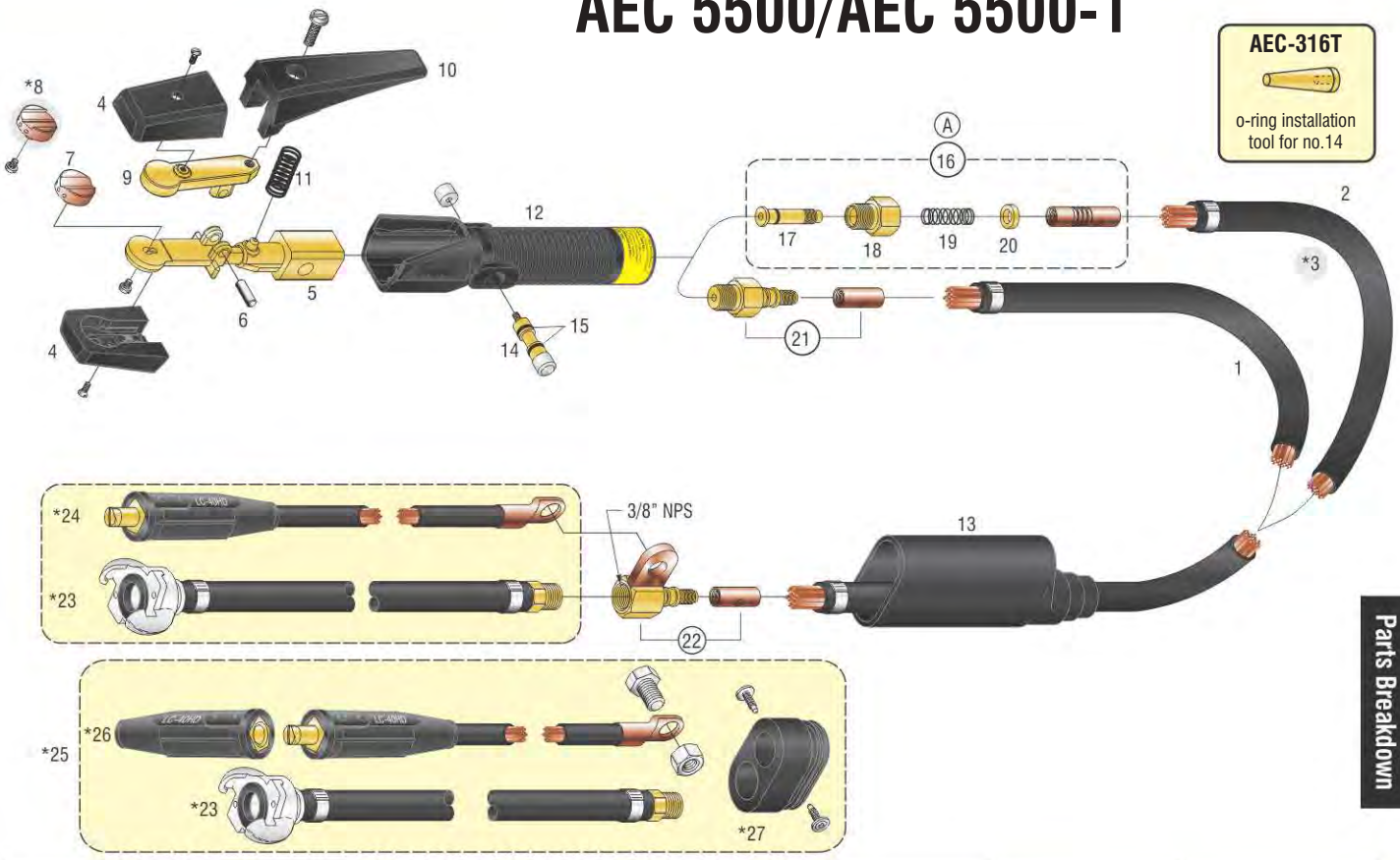

NO.	DESCRIPTION	AEC 5500	AEC 5500-1
1	Cable assembly 7’	AEC-502	—
2	Swivel cable assembly 7’	—	AEC-502-1
*3	Swivel cable assembly 12’	—	AEC-512-1
4	Insulator assembly with screws	AEC-403	AEC-403
5	Lower tong and valve body	AEC-544	AEC-544
6	Pin	AEC-410	AEC-410
7	Swivel head with screw	AEC-505	AEC-505
*8	Flat swivel head with screw	AEC-505F	AEC-505F
9	Upper arm	AEC-407	AEC-407
10	Lever assembly with screw	AEC-408	AEC-408
11	Spring	AEC-409	AEC-409
12	Handle	AEC-375	AEC-375
13	Cable insulating boot	AEC-511	AEC-511
14	Spool assembly	AEC-316R	AEC-316R
15	O-ring (package of 2)	AEC-316-1R	AEC-316-1R
16	Swivel joint assembly	—	AEC-521
17	Swivel joint stem	—	AEC-522
18	Swivel joint male nut	—	AEC-523
19	Swivel joint spring	—	AEC-526
20	Swivel joint bushing	—	AEC-527
21	Male cable connector	AEC-5-028	—
22	Female cable connector	AEC-5-029	AEC-5-029
*23	Air hose extension 18” long with crow foot connection	AEC-3-040	AEC-3-040
*24	Power cable extension 3/0 cable 18” long with LC-40HD male	AEC-3-041-TW	AEC-3-041-TW
*25	Power/Air insulation kit	AEC-3-045CF	AEC-3-045CF
*26	Power cable extension 3/0 18” long cable with LC-40HD male and LC-40HD female	AEC-3-042	AEC-3-042
*27	Insulating block	AEC-312	AEC-312

*Items are optional

Ⓐ - When rebuilding Swivel Joint Assembly in the field use LOCTITE® 272 on the threads of swivel joint stem (item #17).

ARC GOUGING CARBONS

DC Copper Coated Pointed

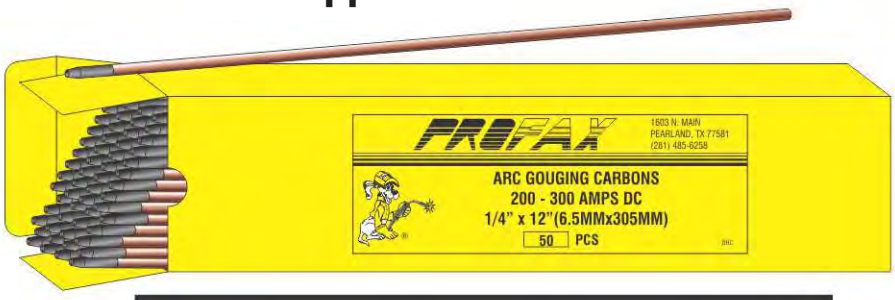

ARC GOUGING CARBONS - DC COPPER COATED POINTED				
PROFAX NO.	SIZE IN INCHES	PCS. PER BOX	PCS. PER CARTON	WEIGHT PER CARTON
5/32-12 CC	5/32" x 12"	100	1000	23 lbs.
3/16-12 CC	3/16" x 12"	50	500	16 lbs.
1/4-12 CC	1/4" x 12"	50	500	25 lbs.
5/16-12 CC	5/16" x 12"	50	500	33 lbs.
3/8-12 CC	3/8" x 12"	50	500	50 lbs.
1/2-14 CC	1/2" x 14"	20	200	41 lbs.

DC Copper Coated Flat

ARC GOUGING CARBONS - DC COPPER COATED FLAT				
PROFAX NO.	SIZE IN INCHES	PCS. PER BOX	PCS. PER CARTON	WEIGHT PER CARTON
3/8-5/32-12 CC	3/8" x 5/32" x 12"	50	500	34 lbs.

DC Copper Coated Jointed

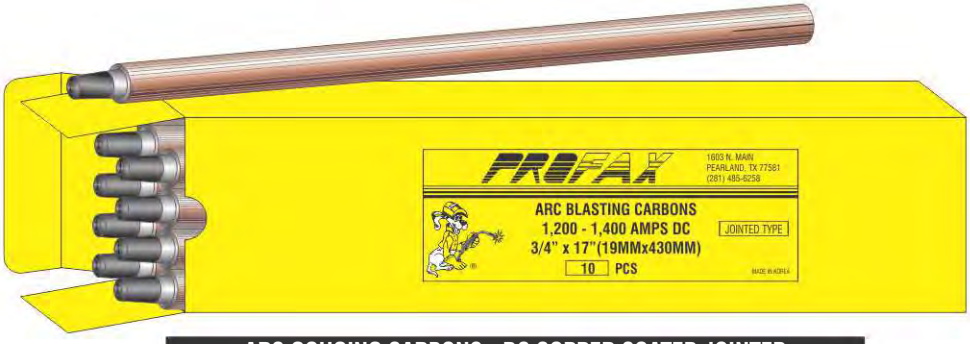

ARC GOUGING CARBONS - DC COPPER COATED JOINTED				
PROFAX NO.	SIZE IN INCHES	PCS. PER BOX	PCS. PER CARTON	WEIGHT PER CARTON
3/8-17 JCC	3/8" x 17"	50	500	73 lbs.
1/2-17 JCC	1/2" x 17"	20	200	48 lbs.
3/4-17 JCC	3/4" x 17"	10	100	52 lbs.

AIR REQUIREMENTS

When using the AEC series arc gouging torches 80 to 100 psi compressed air is recommended.

DC AMPS				
1/4"	5/16"	3/8"	1/2"	5/8"
300 to 400	350 to 450	450 to 600	800 to 1000	1000 to 1250

Ceramic Backing Tape

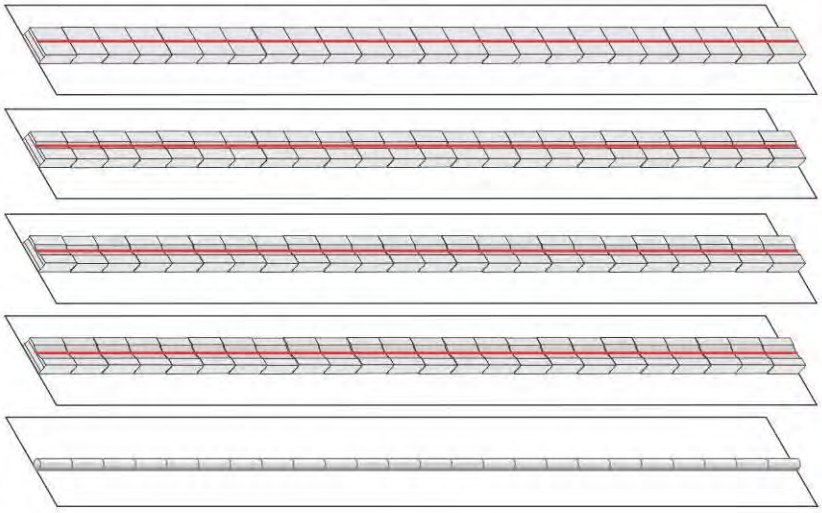

PROFAX NO.	DESCRIPTION
CBT-F	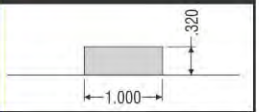
CBT-1/4	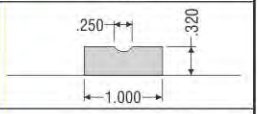
CBT-3/8	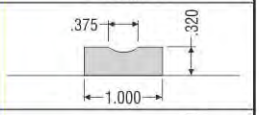
CBT-1/2	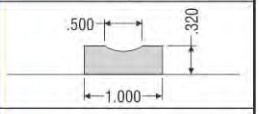
CBT-ROUND-3/8	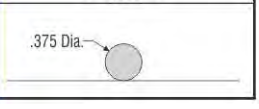

2 ft. sections/60 ft. per case
SOLD IN CASE QUANTITIES ONLY

TIG MASTER

Water Soluble Purge Dam Paper and Tape

LIGHT WEIGHT WATER SOLUBLE PAPER

PROFAX NO.	DESCRIPTION
TM35-811S	8.5" x 11" Sheet (1000 Per Case)
TM35-814S	8.5" x 14.5" Sheet (1000 Per Case)
TM35-1722S	17" x 22" Sheet (500 Per Case)
TM35-9165R	9" x 165' Roll
TM35-15165R	15.5" x 165' Roll

- Easy to use - No Training Required
- Wide Range of Welding Applications
- Saves Time and Money

- Dissolves in Water or Steam
- No Residue or Trace Elements
- Non-Toxic and Non-Corrosive

HEAVY WEIGHT WATER SOLUBLE PAPER

PROFAX NO.	DESCRIPTION
TM60-1522S	15.5" x 22" Sheet (250 Per Case)
TM60-15165R	15.5" x 165' Roll
TM60-31165R	31" x 165' Roll

Made in the U.S.A

SELF ADHESIVE WATER SOLUBLE TAPE

PROFAX NO.	DESCRIPTION
TM-2303T	2" x 300' Roll, 3" Core
TM-1303T	1" x 300' Roll, 3" Core

Weld Fillet Gage

- Carrying Pouch Included

- 7 Piece Weld Fillet Gage
- Stainless Steel Construction
- Marked in Standard and Metric Units
- For:
  - Checking Fillet Throat Sizes
  - Checking Fillet Leg Size
  - Works on Both Convex and Concave Welds
  - Weld Sizes 1/8" (3.2mm) — 1" (25.4mm)

PROFAX NO.	DESCRIPTION
WFG	Weld Fillet Gage

Bridge CAM Gauge

Measures

- In Inches & Millimeters
- Angle of Preparation 0° - 60°
- Depth of Undercut
- Depth of Pitting
- Fillet Weld Throat Size
- Fillet Weld Length
- Misalignment (High-Low)
- Excess Weld Metal

NEW

- Carrying Pouch Included

PROFAX NO.	DESCRIPTION
WBCG	Bridge CAM Gauge

Single Purpose High-Low Gauge

NEW

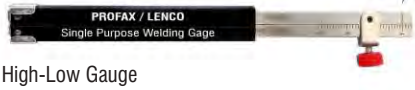

- High-Low Gauge
- Measures Internal Misalignment
- Measures Root Weld space
- Available In English or Metric
  (Must specify when ordering)

- Carrying Pouch Included

PROFAX NO.	DESCRIPTION
WHLG	Single Purpose High-Low Gauge-English
WHLG-M	Single Purpose High-Low Gauge-Metric

Regulator/Flowmeter

SPECIFICATIONS:
- Brass body
- Flowmeter range-0-60 SCFH
- CGA Inlet: 580
- 5/8-18 RH outlet
- 1 year warranty

PROFAX NO.	GAS SERVICE
RF1430-580	Argon & Argon/CO_2 Mixes
7300	1½" High Pressure Gauge
7303	Replacement Sight Tube Kit

SPECIFICATIONS:
- Brass body
- Flowmeter range-0-60 SCFH
- Economical design
- 10' of 3/16" gas hose (5/8"-18 Male RH Fittings)
- CGA Inlet: 580
- Point of purchase Display packaging
- 1 year warranty on regulator

PROFAX NO.	GAS SERVICE
RF1430-580-KIT	Argon & Argon/CO_2 Mixes
7300	1½" High Pressure Gauge
7303	Replacement Sight Tube Kit

SPECIFICATIONS:
- Brass body
- Flowmeter range-0-60 SCFH
- CGA Inlet: 320
- 5/8-18 RH outlet
- 1 year warranty

PROFAX NO.	GAS SERVICE
RF1430-320	CO_2
7300	1½" High Pressure Gauge
7303	Replacement Sight Tube Kit

CO_2 Heated Regulator/Flow Gauge

SPECIFICATIONS:
- 120V AC/190 watt
- 0 - 125 CFH flow-rate

High volume CO_2 Regulator Flow Gauge with built in heater.
- Prevents regulator freeze-up
- Extends regulator/Flow Gauge life
- Eliminates porosity in welds due to loss of gas coverage

Also Available In 240V AC 50/60hz.

PROFAX NO.	DESCRIPTION	CGA INLET
RFG-320-H	CO_2 Heated Regulator/Flow Gauge	320
RFG-110	Replacement 110V Element	
7301	1½" Flow Gauge 0-200 CFH	
7302	2" High Pressure Gauge 0-4500 P.S.I.	

CO_2 Heaters

Thermostat set at
174° F - 205° F

120V AC 50/60hz100 Watt
The most ECONOMICAL Thermostatic controlled CO_2 Heater, designed to prevent CO_2 regulator Freeze-Up. Extends life of regulator/flowmeter and prevents porosity in welds from loss of shield gas in frozen regulator. Easily installed between CO_2 cylinder valve and flowmeter. Will heat up to 90 cubic feet per hour.
Also Available In 240V AC 50/60hz.

PROFAX NO.	GAS SERVICE	CGA INLET
CO_2 Heater	CO_2	320

FLOW RANGE:	0-60 SCFH
INLET FITTING:	1/4" NPT - Male
OUTLET FITTING:	5/8"-18RH Female
CALIBRATED FOR:	Argon @ 50 p.s.i.

PROFAX NO.	DESCRIPTION
FM-060	Flowmeter
7304	Replacement sight tube kit

Balloon Filler

Hand-Tight with Gauge
CGA-580 Fitting

- Most popular design
- Convenient cylinder content gauge
- Easy hand tightened CGA-580 inlet for helium cylinders
- Brass body piston style regulator



PROFAX NO.	GAS SERVICE	CGA INLET
BR-580-HTG	Helium	580

DESCRIPTION:	90° Elbow adapter fitting
OUTLET FITTING:	5/8"-18RH Male to 5/8"-18RH Male

PROFAX NO.	DESCRIPTION
AW-409	Elbow adapter

PROFAX NO.	DESCRIPTION
AW-427	1/4" NPT Male to 5/8"-18RH Male

PROFAX NO.	DESCRIPTION
BR-FN	Replacement flexible nipple for BR-580 and BR-580-HTG

PRESSURE GAUGES

FLOW GAUGE

1½ INCH PRESSURE GAUGE

PROFAX NO.	DESCRIPTION
7300	1½" x 4000 PSI 1/8" NPT Back Mount

2 INCH PRESSURE GAUGES

PROFAX NO.	DESCRIPTION
PG2030	2" x 30 PSI Red Line
PG2060	2" x 60 PSI
PG20200	2" x 200 PSI
PG20400	2" x 400 PSI
PG204000	2" x 4000 PSI

2½ INCH PRESSURE GAUGES

PROFAX NO.	DESCRIPTION
PG2530	2½" x 30 PSI Red Line
PG2560	2½" x 60 PSI
PG25200	2½" x 200 PSI
PG25400	2½" x 400 PSI
PG254000	2½" x 4000 PSI

1½ INCH FLOW GAUGE

PROFAX NO.	DESCRIPTION
7301	1½" x 0-200 C.F.H. 1/8" NPT

PROFAX CUTTING TIPS

For Victor Style Cutting Torches

ONE PIECE CUTTING TIPS / TWO PIECE CUTTING TIPS

ACETYLENE PROFAX NO.	ACETYLENE PROFAX NO.	METAL THICKNESS	NATURAL GAS/PROPANE PROFAX NO.	PROPYLENE PROFAX NO.	METAL THICKNESS
000-1-101	000-3-101	1/8"	000-GPN	000-GPP	1/8"
00-1-101	00-3-101	1/4"	00-GPN	00-GPP	1/4"
0-1-101	0-3-101	3/8" - 1/2"	0-GPN	0-GPP	3/8" - 1/2"
1-1-101	1-3-101	3/4"	1-GPN	1-GPP	3/4"
2-1-101	2-3-101	1"	2-GPN	2-GPP	1" - 1½"
3-1-101		2"	3-GPN	3-GPP	2" - 2½"
4-1-101		3"	4-GPN	4-GPP	3"
5-1-101		4"	5-GPN	5-GPP	4"

U65YT

Welding Umbrella

Aluminum 2 piece Pole & Frame
with locking tilt mechanism.

Specifications:
- Diameter: 6½ ft.
- Height: 7 ft.
- Color: Yellow
- Material: Coated polyester canvas (flame resistant)
- Construction: Aluminum (sturdy 2 piece pole with locking tilt)

PROFAX NO.	DESCRIPTION
U65YT	Welding umbrella (each)

Individually Boxed / Case Quantity 6 pcs.

TWIN HOSE

Grade **R** - 1/4" Twin hose B/B fittings

PROFAX NO.	DESCRIPTION
TW1425R	Green/Red 1/4" twin hose - 25'
TW1450R	Green/Red 1/4" twin hose - 50'
TW14100R	Green/Red 1/4" twin hose - 100'
TW14R	600' reel

Grade **R** for use with acetylene only.

Grade **T** - 1/4" Twin hose B/B fittings

PROFAX NO.	DESCRIPTION
TW1425T	Green/Red 1/4" twin hose - 25'
TW1450T	Green/Red 1/4" twin hose - 50'
TW14100T	Green/Red 1/4" twin hose - 100'
TW14T	600' reel

Grade **T** for use with all fuel gases.

HYDRAULIC CRIMPED FITTINGS

Grade "**R**"

Green 1/4" hose fitted with 5/8"-18 male right hand fittings

PROFAX NO.	DESCRIPTION
SGR-10	Green 1/4" hose - 10'
SGR-16	Green 1/4" hose - 16'
SGR-25	Green 1/4" hose - 25'
SGR-31	Green 1/4" hose - 31'
SGR-50	Green 1/4" hose - 50'
SGR-56	Green 1/4" hose - 56'
SGR-75	Green 1/4" hose - 75'
SGR-81	Green 1/4" hose - 81'
SGR-100	Green 1/4" hose - 100'
SGR-106	Green 1/4" hose - 106'

Green 1/4" hose fitted with 5/8"-18 male left hand fittings

PROFAX NO.	DESCRIPTION
SGL-10	Green 1/4" hose - 10'
SGL-16	Green 1/4" hose - 16'
SGL-25	Green 1/4" hose - 25'
SGL-31	Green 1/4" hose - 31'
SGL-50	Green 1/4" hose - 50'
SGL-56	Green 1/4" hose - 56'
SGL-75	Green 1/4" hose - 75'
SGL-81	Green 1/4" hose - 81'
SGL-100	Green 1/4" hose - 100'
SGL-106	Green 1/4" hose - 106'

HYDRAULIC CRIMPED FITTINGS

Grade "**R**"

Black 1/4" hose fitted with 5/8"-18 male right hand fittings

PROFAX NO.	DESCRIPTION
SBR-10	Black 1/4" hose - 10'
SBR-16	Black 1/4" hose - 16'
SBR-25	Black 1/4" hose - 25'
SBR-31	Black 1/4" hose - 31'
SBR-50	Black 1/4" hose - 50'
SBR-56	Black 1/4" hose - 56'
SBR-75	Black 1/4" hose - 75'
SBR-81	Black 1/4" hose - 81'
SBR-100	Black 1/4" hose - 100'
SBR-106	Black 1/4" hose - 106'

1/4" Single Line Hose

PROFAX NO.	DESCRIPTION
SGH-1/4	Green 1/4" hose - 800' Reel Grade **R**

PROFAX NO.	DESCRIPTION	
SBH-3/16	Black 3/16" hose -	800' Reel
SBH-1/4	Black 1/4" hose -	800' Reel
SBH-5/16	Black 5/16" hose -	600' Reel
SBH-3/8	Black 3/8" hose -	600' Reel
SBH-1/2	Black 1/2" hose -	600' Reel
SBH-5/8	Black 5/8" hose -	400' Reel

Hose reels cannot ship ups.

Hose on reels

SGH

SBH

Portable Motorized Track Gas Cutting Machine (115V)

MODEL NO:
TCM-100

Optional: Circle Cutting Attachment for TCM-100

PROFAX NO: TCM-100-CC
For Cutting 8" through 48" diameters

SPECIFICATIONS:
- Reliable design with cone drive system
- Accurate straight line cutting and beveling
- Comes with two (2) interlocking one meter track sections
- Ready to mount a 1-3/8" diameter machine torch with 32 pitch rack
- Travel speed up to 32 inches per minute
- 16 foot power cable
- Shipping weight: 40 lbs.

- Additional 1 meter track: **PROFAX NO.** TCM-1M



Portable Motorized Track Cutting Machine

NEW



MODEL NO:
TCM-200V • 115V
230V model available (TCM-200V-2)

- Reliable design (cone & disc drive system)
- Accurate straight line cutting and beveling at every speed due to constant speed motor
- Comes with two (2) pieces of interlocking one meter track sections
- Travel speed from one (1) to sixty (60) inches per minute
- ready to mount a 1-3/8" diameter machine torch with 32 pitch rack
- Counter-balanced for extended torch reach of 20 inches from unit
- Drive controls placed on both sides for operation in either direction
- Speed indicator easily visible on top of unit
- 16 foot power cable included
- Shipping weight: 45 lbs.

MODEL NO:
PBM-100

Portable Pipe Beveling & Cutting Machine

SPECIFICATIONS:
- Manually operated pipe beveling & cutting machine
- Simple design allows low maintenance
- Chain system adjusts quickly to diameters from 4" to 24"
- Ready to mount a 1-3/8" diameter machine torch w/32 pitch rack
- Perfect for shop or field work
- Shipping weight: 32 lbs.

- Additional chain available 96": **PROFAX NO.** PBM-96C

POWER SOURCES
400 Amp DC Constant Current

PROFAX

PX400

PART NO.	DESCRIPTION
PX400	400 amp DC constant current

PX400SS

Stainless Steel Model Includes:
- All stainless steel frame and panels
- 2 coats of epoxy spray on internal components
- Silicone coating of electrical connections

PART NO.	DESCRIPTION
PX400SS	400 amp DC constant current

FEATURES:
- Remote amperage control receptacle
- Excellent 6010 Stick electrode performance
- Control-circuit overload breaker allows quick resetting and eliminates the need to keep fuses on hand.
- High/low output terminals conveniently allows welder to choose between two different amperage ranges for improved output control.
- Two wide amperage ranges for fine adjustment allows exact control of weld amperage.
- Infinite amperage control allows precise weld output adjustment.
- Constant current

APPLICATIONS:
- Steel Erection
- Pipe Welding
- Tank/Pressure Vessel Fabrication
- Maintenance/Repair/Construction
- Shipbuilding, Refineries, and Foundries
- Chemical & Steel Manufacturing Facilities

SPECIFICATIONS:
- **Input power:** 3-Phase
- **Rated output:** 400 amps @ 36 VDC
- **Duty cycle:** 60%
- **Warranty:** 3 years parts and labor

PROCESSES:
- Stick (SMAW)
- Air Carbon Arc (CAC-A)
- FCAW - w/voltage sensing wire feeder

RATED CURRENT DUTY CYCLE 60%	MAX. OPEN-CIRCUIT VOLTAGE	CURRENT RANGE		INPUT AT RATED LOAD THREE PHASE; 60 Hz.			
		LOW	HIGH	230V	460V	kW	kVA
400 A at 36 V	80V	45-345	80-550	80 Amps.	40 Amps.	21.6	32

OVERALL DIMENSIONS In (mm)			WEIGHT Lb (Kg)	
HEIGHT	WIDTH	DEPTH	NET	SHIP
33 (838)	22 (559)	36-1/2 (927)	697 (316)	739 (335)

Performance Data

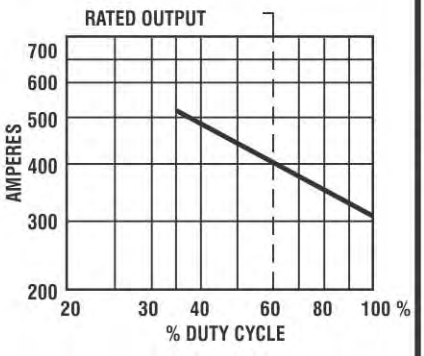

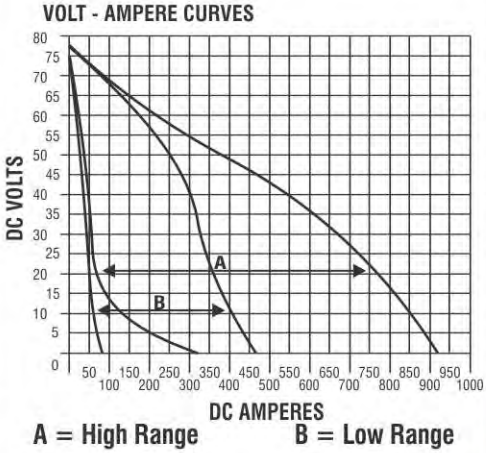

A = High Range B = Low Range

Remote Control MHC-3 & Extension Cords Options

REMOTE CONTROLS

PART NO.	LENGTH
MHC-3	No cord
MHC-3-1	1'
MHC-3-25	25'
MHC-3-50	50'
MHC-3-100	100'

EXTENSION CORDS

PART NO.	LENGTH
9245	25'
9246	50'
9247	75'
9248	100'
9249	150'

MODEL NO:

WP-250 • 115V

230V model available (WP-250-2)

FEATURES:

- *0 to 5.5 RPM Rotation Speed*
- *13-3/4" Diameter Table*
- *Manual Tilt Adjustment*
- *0 to 90° Tilting Angle*
- *High Frequency Protected*
- *Foot Control w/12' Cord Included*
- *115V*
- *Shipping Weight 113 lbs.*
- *1 Year Warranty*

Designed for rotation of lighter work pieces. Will hold 440 lbs. in the horizontal position and 250 lbs. in the vertical position.
Note: C/G of load not to be more than 4" from the center of the turntable and 4" from the face of the turntable.

(Foot Control CFS-302)

See page 179 for complete specifications.

FEATURES:

- *Low Profile*
- *Self Centering*
- *Reversible Jaws*
- *Easy Mounting*
- *External & Internal Gripping*
  - *0" - 8" on O.D.*
  - *3" - 11" on I.D.*
- *Shipping Weight 20 lbs.*

MODEL NO:

WPC-11



The above illustration shows the chuck mounted to the PROFAX Welding Positioner WP-250.

(Foot Control CFS-404)

MODEL NO:

WP-500 • 115V

230V model available (WP-500-2)

FEATURES:

- *0.4 - 4 RPM Rotation Speed*
- *19-5/8" Diameter Table*
- *Power Tilt Adjustment*
- *0 to 135° Tilting Angle*
- *Fwd./Rev. Foot Control w/12' Cord Included*
- *High Frequency Protected*
- *115V*
- *Shipping Weight 580 lbs.*
- *1 Year Warranty*

Will hold 500 lbs. in the vertical position and 900 lbs. in the horizontal position. Note: C/G of load not to be more than 6" from the center of the turntable and 6" from the face of the turntable.

See page 179 for complete specifications.

MODEL NO:

WP-1000 • 115V

230V model available (WP-1000-2)

Will hold 1,000 lbs. in the vertical position and 1,750 lbs. in the horizontal position. Note: C/G of load not to be more than 6" from the center of the turntable and 6" from the face of the turntable.

FEATURES:

- *0.2 to 2 RPM Rotation Speed*
- *24-1/2" Diameter Table*
- *Power Tilt Adjustment*
- *0 to 135° Tilting Angle*
- *Fwd./Rev. Foot Control w/12' Cord Included*
- *High Frequency Protected*
- *115V*
- *Shipping Weight 1,200 lbs.*
- *1 Year Warranty*

(Foot Control CFS-404)

See page 179 for complete specifications.

MODEL NO:

WP-2000-4 • (440V 3PH)

220V model available (WP-2000-2)

FEATURES:

- *0.1 to 1.2 RPM Rotation Speed*
- *35-1/2" Diameter Table*
- *0 to 135° Tilting Angle*
- *Standard Hand Control Pendant 18 foot*
- *High Frequency Protected*
- *440V 3 Phase*
- *Approx. Shipping Weight 1,640 lbs.*
- *1 Year Warranty*

2000 lb. Welding Positioner

Will hold 2,000 lbs. in the vertical position and 3,500 lbs. in the horizontal position. Note: C/G of load not to be more than 12" from the center of the turntable and 12" from the face of the turntable.

*Optional foot control available

MODEL NO:

WP-6000-4 • (440V 3PH)

FEATURES:

- *0.1 to 1.2 RPM Rotation Speed*
- *47-1/4" Diameter Table*
- *0 to 135° Tilting Angle*
- *Standard Hand Control Pendant 18 foot*
- *High Frequency Protected*
- *440V 3 Phase Model*
- *Approx. Shipping Weight 2,725 lbs.*
- *1 Year Warranty*

6000 lb. Welding Positioner

Will hold 6,000 lbs. in the vertical position and 9,500 lbs. in the horizontal position. Note: C/G of load not to be more than 12" from the center of the turntable and 12" from the face of the turntable.

*Optional foot control available

FEATURES:

- *3 Jaw Self Centering*
- *Reversible Jaws*
- *Easy Mounting*



*** T-Handle wrench included with chucks**

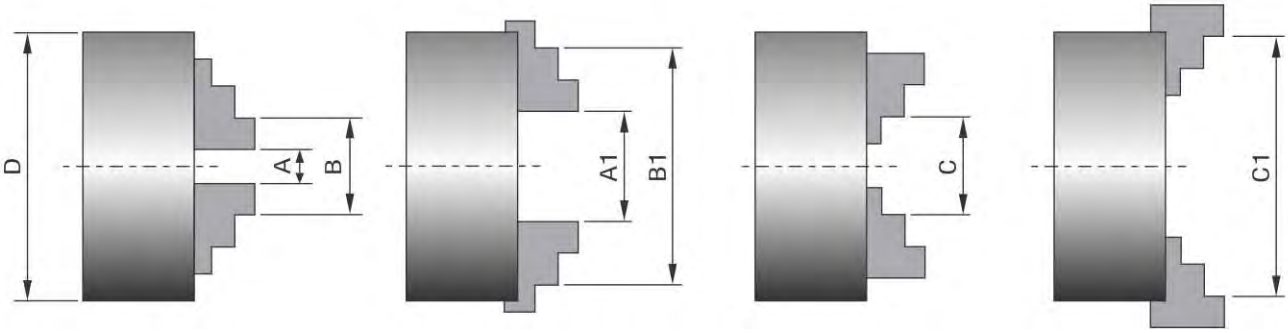

COMPLETE POSITIONER CHUCK SPECIFICATIONS

PROFAX NO.	DIAMETER D	CLAMPING RANGE A - A1	I.D. RANGE B - B1	EXTERNAL JAW CLAMPING RANGE C - C1	WEIGHT	USED ON PROFAX POSITIONERS
WPC-6	6-1/4”	1/8” - 2-1/8”	2” - 6-1/4”	2-1/4” - 5-5/8”	20 LBS.	WP-250
WPC-12	12-1/2”	1/2” - 5-1/2”	3-3/4” - 12-3/8”	3-7/8” - 12-3/8”	104 LBS.	WP-500 / WP-1000
WPC-16	15-3/4”	5/8” - 8-1/4”	4-3/4” - 15-3/4”	4-3/4” - 15-3/4”	166 LBS.	WP-500 / WP-1000 / WP-2000
WPC-20	19-5/8”	1” - 11”	5-7/8” - 19-5/8”	5-7/8” - 19-5/8”	258 LBS.	WP-1000 / WP-2000 / WP-6000
WPC-25	24-3/4”	2” - 13-3/4”	6-5/8” - 24-3/4”	6-5/8” - 24-3/4”	460 LBS.	WP-2000 / WP-6000

FEATURES:

- *Self Centering*
- *Reversible Jaws*
- *Easy Mounting*

WELDING POSITIONER GRIPPERS



PROFAX NO.	(D) DIAMETER	O.D. CAPACITY	I.D. CAPACITY	WEIGHT	USED ON PROFAX POSITIONERS
WPG-22	19¾”	1” - 15”	4” - 22”	130 LBS.	WP-500 / WP-1000 / WP-2000 / WP-6000
WPG-26	24¾”	1½” - 18”	6” - 26”	235 LBS.	WP-1000 / WP-2000 / WP-6000
WPG-34	30¼”	2” - 26”	6” - 34”	365 LBS.	WP-2000 / WP-6000

COMPLETE POSITIONER SPECIFICATIONS

SPECIFICATIONS	WP-250	WP-500	WP-1000	WP-2000	WP-6000
CAPACITY VERTICAL	250 LBS.	500 LBS.	1,000 LBS.	2,000 LBS.	6,000 LBS.
CAPACITY HORIZONTAL	440 LBS.	900 LBS.	1,750 LBS.	3,500 LBS.	9,500 LBS.
LOAD CENTER OF GRAVITY	4”	6”	6”	12”	12”
TILT	MANUAL	POWER	POWER	POWER	POWER
TILT ANGLE (DEGREES)	0 - 90	0 - 135	0 - 135	0 - 135	0-135
TILT ANGLE INDICATOR	N/A	N/A	N/A	STANDARD	STANDARD
GROUND CAPACITY	300 AMPS	500 AMPS	500 AMPS	800 AMPS	800 AMPS
GROUNDING DEVICE	BRASS	BRASS	BRASS	ROTARY	ROTARY
HIGH FREQ. PROTECTION	YES	YES	YES	YES	YES
VOLT / AC	115 or 230	115 or 230	115 or 230	220 or 440 (3 PH.)	440 (3 PH.)
POWER REQ. 115V	5 AMP	10 AMP	10 AMP	10 amp	10 AMP
TABLE THICKNESS	9/16”	7/8”	1”	1”	1”
TABLE DIAMETER	13-3/4”	19-5/8”	24-1/2”	35-1/2”	47-1/4”
TABLE CONFIGURATION	3 - SLOT	3 & 4 - SLOT	3 & 4 - SLOT	3 & 4 - SLOT	3 & 4 SLOT
OPTIONAL CHUCKS	WPC-6 & 11	WPC-12 & 16	WPC-12,16, & 20	WPC-16,20, & 25	WPC-20 & 25
OPTIONAL GRIPPERS	-	WPG-22	WPG-22 & 26	WPG-22, 26 & 34	WPG-22,26 & 34
TABLE HEIGHT (HORIZONTAL)	13-7/32”	25-1/4”	33-11/16”	35-7/8”	43”
TABLE CENTER HEIGHT (VERTICAL)	10-3/64”	21-1/4”	29”	30-3/4”	36-1/2”
THROUGH HOLE	1-1/8”	N/A	N/A	N/A	N/A
TABLE R.P.M.	0 - 5.5	0.4 - 4	0.2 - 2	0.1 - 1.2	0.1 - 1.2
ROTATION MOTOR H.P.	1/8 H.P.	1/6 H.P.	1/4 H.P.	1 H.P.	2 H.P.
VARIABLE SPEED ROTATION	YES	YES	YES	YES	YES
FOOT CONTROL	SINGLE	FWD./REV.	FWD./REV.	OPT.	OPT.
HAND PENDANT	OPTIONAL	OPTIONAL	OPTIONAL	STANDARD	STANDARD
ANCHOR POINTS	4	4	6	6	6
LEVELING BOLTS	N/A	INCLUDED	INCLUDED	INCLUDED	INCLUDED
UNIT WIDTH	12-1/2”	26”	32-1/4”	36”	47-1/4”
UNIT LENGTH	21”	33-7/8”	48-1/2”	61-1/2”	72”
SHIPPING WEIGHT (APPROX.)	113 LBS.	580 LBS.	1,200 LBS.	1,640 LBS.	2,725 LBS.

OPTIONAL HAND & FOOT CONTROLS FOR PROFAX POSITIONING EQUIPMENT

- **VFC-250:** Single pedal **VARIABLE SPEED** foot control. (Directional change must be done on control panel)(Modifications to machine must be made. Factory installation recommended) **For: WP-250/WP-500/WP-1000/TR-2000/TR-5000**
- **HP-ROF:** Hand control pendant **ON/OFF. For: WP-250/TR-2000 (Note***:** Rotation direction change and speed control adjustments must be made on control panel of these units)
- **HP-ROF:** Hand control pendant for **REVERSE/OFF/FORWARD** operation. (Speed changes must be done on control panel) (No modifications required on machine) **For: WP-500/WP-1000/TR-5000**
- **HP-ROF/S:** Hand control pendant for **REVERSE/OFF/FORWARD** operation and speed **SPEED CONTROL**. (Modifications to machine must be made. Factory installation recommended) **For: WP-250/WP-500/WP-1000/TR-2000/TR-5000**
- **CFS-404:** Dual foot control **ON/OFF** or **FORWARD/REVERSE** operation. (Speed control must be done on control panel) (Modifications to machine must be made. Factory installation recommended) **For: TR-10000/TR-20000/TR-40000/TR-60000 & WP-2000/WP-6000**

MODEL NO:

TR-2000 • 115V

230V model available (TR-2000-2)

FEATURES:

- *Includes One Drive and One Idler*
- *1-1/2" to 16" Diameter*
- *0-75 IPM Rotation Speed*
- *2" x 10" Rubber Wheels*
- *Adjustable Drive Tension*
- *Foot Control w/12' Cord Included*
- *High Frequency Protected*
- *115V*
- *Shipping Weight 146 lbs.*
- *1 Year Warranty*

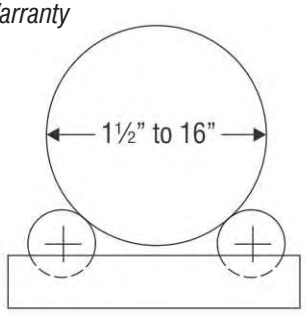

Maximum load capacity 2,000 lbs. (set)
(1,000 lbs. max for each the drive and idler)
*Maximum rotational capacity 3,000 lbs. with additional idlers.
*Note: Additional idler rolls available **PROFAX NO:** IR-1000

MODEL NO:

TR-5000 • 115V

230V model available (TR-5000-2)

FEATURES:

- *Includes One Drive and One Idler*
- *4" - 48" Diameter*
- *0-100 IPM Rotation Speed*
- *3" x 10" Polyurethane Wheels*
- *Easy Wheel Spacing Adjustment*
- *Fwd./Rev. Foot Control w/12' Cord Included*
- *High Frequency Protected*
- *115V*
- *Shipping Weight 430 lbs.*
- *1 Year Warranty*

Maximum load capacity 5,000 lbs. (set)
(2,500 lbs. max for each the drive and idler)
*Maximum rotational capacity 7,500 lbs. with additional idlers.
*Note: Additional idler rolls available **PROFAX NO:** IR-2500

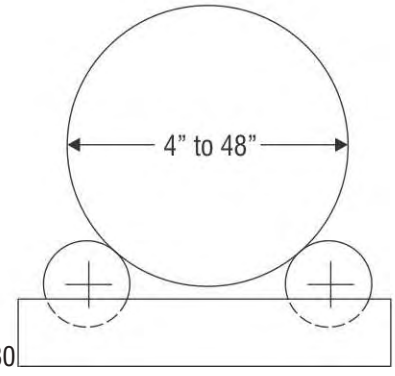

MODEL NO:

TR-10000 • 115V

230V model available (TR-10000-2)

5-Ton Turning Roll Set

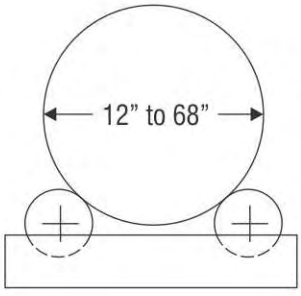

*Note: Additional idler rolls available **PROFAX NO:** IR-5000

FEATURES:

- *5-Ton Capacity (1 Drive / 1 Idler Max. 2½ Ton Each)*
- *7½ Ton Rotating Capacity w/Additional Idler(s)*
- *12" to 68" Diameter Capacity*
- *0-45 IPM Rotation Speed*
- *Easily Adjustable Wheel Spacing*
- *4" x 12" Wheels / Polyurethane Over Steel*
- *110V Input Power / 10 Amp*
- *2/3 H.P. Motor*
- *Hand Pendant Control w/16' Cord (24V)*
- *Weight: 720 lb. (1 Drive / 1 Idler)*
- *1 Year Warranty*

MODEL NO:

TR-20000 • 115V

230V model available (TR-20000-2)

10-Ton Turning Roll Set

FEATURES:

- *10-Ton Capacity (1 Drive / 1 Idler Max. 5-Ton Each)*
- *15 Ton Rotating Capacity w/Additional Idler(s)*
- *20" to 156" Diameter Capacity*
- *0-48 IPM Rotation Speed*
- *Easily Adjustable Wheel Spacing*
- *5" x 13½" Wheels / Polyurethane Over Steel*
- *110V Input Power / 15 Amp*
- *1 H.P. Motor*
- *Hand Pendant Control w/16' Cord (24V)*
- *Weight: 1,320 lb. (1 Drive / 1 Idler)*
- *1 Year Warranty*

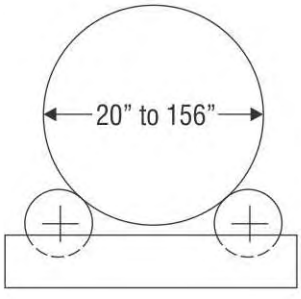

*Note: Additional idler rolls available **PROFAX NO:** IR-10000

MODEL NO: TR-40000 • (440V 3PH)



FEATURES:

- *20-Ton Capacity (1 Drive / 1 Idler Max. 10 Ton Each)*
- *30 Ton Rotating Capacity w/Additional Idler(s)*
- *20" to 192" Diameter Capacity*
- *6 - 64 IPM Rotation Speed*
- *Easily Adjustable Wheel Spacing*
- *6" x 13½" Wheels / Polyurethane Over Steel*
- *440V Input Power / 10 Amp*
- *2 ea./1 H.P. Motors*
- *Hand Pendant Control w/16' Cord (24V)*
- *Weight: 2,315 lb. (1 Drive / 1 Idler)*
- *1 Year Warranty*

20-Ton Turning Roll Set

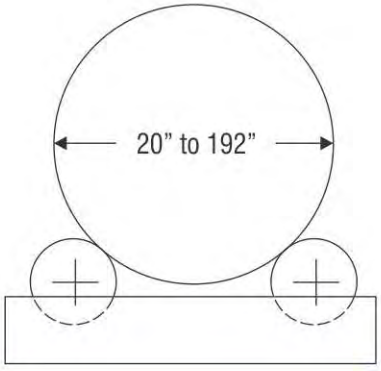

*Note: Additional idler rolls available **PROFAX NO:** IR-20000

MODEL NO: TR-60000 • (440V 3PH)



30-Ton Turning Roll Set

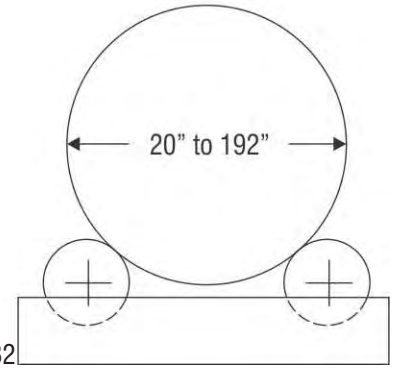

FEATURES:

- *30-Ton Capacity (1 Drive / 1 Idler Max. 15 Ton Each)*
- *45 Ton Rotating Capacity w/Additional Idler(s)*
- *20" to 192" Diameter Capacity*
- *6 - 58 IPM Rotation Speed*
- *Easily Adjustable Wheel Spacing*
- *6" x 13½" Wheels / Polyurethane Over Steel*
- *440V Input Power / 10 Amp*
- *2 ea./1½ H.P. Motors*
- *Hand Pendant Control w/16' Cord (24V)*
- *Weight: 2,340 lb. (1 Drive / 1 Idler)*
- *1 Year Warranty*

*Note: Additional idler rolls available **PROFAX NO:** IR-30000

MODEL NO:

WM-44 • (115V)

FEATURES:

- *Power Mast:*
  - *Constant Speed*
  - *47½" Vertical Travel,*
  - *70½" Clearance Under Boom*
- *Power Boom:*
  - *Variable Speed*
  - *Auto & Manual Settings*
  - *50" Horizontal Travel*
  - *53" Reach*
  - *150 lb. Load Capacity*
- *Hand Control Pendant w/18' Cord*
- *Anti-Fall Protection*
- *Platform Base with Locking Swivel*
- *115 Volt*

PROFAX NO: WM-SA
Optional for mounting sub-arc package.

MODEL NO:

WM-66-4 • (440V 3PH)

FEATURES:

- *Power Mast:*
  - *Constant Speed*
  - *60" Vertical Travel*
  - *80" Clearance Under Boom*
- *Power Boom:*
  - *Variable Speed*
  - *Auto & Manual Settings*
  - *78" Reach*
  - *400 lb. Load Capacity*
- *Hand Control Pendant w/18' Cord*
- *Anti-Fall Device*
- *Swivel Base with Locking Mechanism*
- *Mounting Bracket for Power Source*
- *Manual Travel Car with:*
  - *V-Wheels*
  - *Brake*
- *440V 3 Phase*

WCS-222

3-Way Torch Adjustment Slide with Torch Angle Adjustment

Specifications:
- LxWxH Adjustment: 1-7/8” x 1-7/8” x 1-7/8”
- Slide Adjustment: Manual Hand Wheel
- Torch Angle Adjustment: 90 Degree
- Torch Diameter: 5/8” - 1-3/8”
  (Up to 1-7/8” w/optional WCS-222-5)
- Torch Clamp: V-Block
- Load Capacity: 10 lbs.
- Easy Mounting: 4 Drilled & Tapped Holes
- Weight: 3.5 lbs.

PROFAX NO.	DESCRIPTION
WCS-222	3-Way Adjustment Slide

WO-1S

Welding Oscillator Linear Type

Specifications:
- Operator Friendly Pendant
- Torch Diameters: 5/8” to 1-3/8”
  (Up to 1-7/8” w/Optional WCS-222-5)
- Load Capacity: 10 lbs.
- Speed: 0-130 IPM
- Weld Width: 0-1-9/16”
- Centerline Adjustment: +/- 1/4”
- L & R Dwell: 0-2 sec.
- Motor 24V DC/Rack & Pinion Drive
- Input Power: 110 or 220 VAC

PROFAX NO.	DESCRIPTION
WO-1S	Welding Oscillator - Linear

WO-1V

Welding Oscillator Angle Type

Specifications:
- Operator Friendly Pendant
- Torch Diameters: 5/8” to 1-3/8”
  (Up to 1-7/8” w/Optional WCS-222-5)
- Load Capacity: 10 lbs.
- Speed: 0-50 Cycles/Minute
- Swing Width: +/- 8 deg.
- Centerline Adjustment: +/- 4 deg.
- L & R Dwell: 0-2 sec.
- Motor 24V DC/Worm Drive
- Input Power: 110 or 220 VAC

PROFAX NO.	DESCRIPTION
WO-1V	Welding Oscillator - Angle

WCS-6AL & WCS-66AL

Aluminum Welding Slide & Compounded Welding Cross Slides

WCS-6AL

WCS-66AL

Specifications:
- Travel: 5-7/8”
- Slide Adjustment: Manual Hand Wheel
- Load Capacity: 75 lb. @ 4” Center of Gravity
- Aluminum Construction
- Dovetail Slide Design
- 16mm (Approx. 5/8”) Dia. Drive Screw
- Length of Slide: 10-3/4” (Including Handle While Extended 14½”)
- Height of Slide: 4-1/2”
- Depth: 1-1/2”
- Easily Compounded: 4 Bolts (Makes WCS-66AL)
- Convenient to Mount: 8 Pre-Drilled Holes
- Weight: 5 lbs. (WCS-66AL: 10 lbs.)

PROFAX NO.	DESCRIPTION
WCS-6AL	Welding Slide 6” Aluminum
WCS-66AL	Compounded Slides 6” x 6” Aluminum

WCS-8 & WCS-88

Steel Welding Slide & Compounded Welding Cross Slides

Specifications: (WCS-8)
- Travel: 7-7/8”
- Slide Adjustment: Manual Hand Wheel
- Integrated Slide Lock
- Load Capacity: 200 lb. @ 4” Center of Gravity
- Steel Construction
- 20mm (Approx. 3/4”) Dia. Hardened Load Bearing Guide Rods
- 16mm (Approx. 5/8”) Dia. Drive Screw
- Length of Slide: 13-1/4” (Including Handle While Extended 18”)
- Height of Slide: 4-3/8”
- Depth: 2-3/8”
- Easily Compounded: 4 Bolts (Makes WCS-88)
- Convenient to Mount: 4 Pre-Drilled Holes
- Weight: 21 lbs. (WCS-88: 42 lbs.)

WCS-8

WCS-88

PROFAX NO.	DESCRIPTION
WCS-8	Welding Slide 8” Steel
WCS-88	Compounded Slides 8” x 8” Steel

WCS-88M

Motorized Welding Cross Slides



Specifications:
- Travel: 7-7/8” x 7-7/8”
- Slide Adjustment: Variable 0-8 i.p.m.
- Joystick Pendant Control
- Load Capacity: 200 lbs. @ 4” Center of Gravity
- Motors: 24 VDC
- Input Power: 115 VAC
- WxHxD: 19-1/4” x 19-1/4” x 6-3/4”
- 1-1/8” Dia. Hardened Load Bearing Guide Rods
- 1” Dia. Driven Screw
- Back of Slide Mount: 4 Pre-Drilled Holes
- Welding Head Mounting: 6 Drilled & Tapped Holes
- Weight of Slides: 86 lbs.
- Weight of Slides & Controls: 98 lbs.

PROFAX NO.	DESCRIPTION
WCS-88M	Motorized Welding Cross Slides 8” x 8”

PROFAX NO.	BERNARD®	WIRE SIZE	TIP I.D.
PX 1588	1588	.030 (.8mm)	.039
PX 1589	1589	.035 (.9mm)	.044
PX 1590	1590	.045 (1.2mm)	.056
PX 1591	1591	1/16" (1.6mm)	.076
PX 1592	1592	5/64" (2.0mm)	.093
PX 1593	1593	3/32" (2.4mm)	.109
PX 1596	1596	.040 (1.0mm)	.049
PX 1598	1598	.052 (1.4mm)	.064

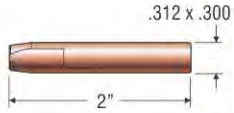

(Used with 4235 and 4635 gas diffuser)

PROFAX NO.	BERNARD®	WIRE SIZE	TIP I.D.
PX 1589L	1589L	.035 (.9mm)	.044
PX 1590L	1590L	.045 (1.2mm)	.056
PX 1591L	1591L	1/16" (1.6mm)	.076
PX 1598L	1598L	.052 (1.4mm)	.064

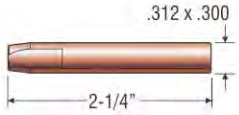

(Used with 4235 and 4635 gas diffuser)

PROFAX NO.	BERNARD®	WIRE SIZE	TIP I.D.
PX 4280	4280	1/16" (1.6mm)	.076
PX 4281	4281	.035 (.9mm)	.044
PX 4282	4282	.045 (1.2mm)	.056
PX 4283	4283	.052 (1.4mm)	.064
PX 4285	4285	.030 (.8mm)	.039

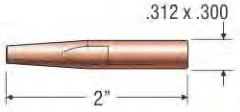

(Used with 4335 gas diffuser)

PROFAX NO.	BERNARD®	WIRE SIZE	TIP I.D.
PX 7488	7488	.030 (.8mm)	.039
PX 7489	7489	.035 (.9mm)	.044
PX 7490	7490	.045 (1.2mm)	.056
PX 7491	7491	1/16" (1.6mm)	.076
PX 7492	7492	5/64" (2.0mm)	.093
PX 7493	7493	3/32" (2.4mm)	.108
PX 7496	7496	.040 (1.0mm)	.049
PX 7497	7497	.023 (.6mm)	.031
PX 7498	7498	.052 (1.4mm)	.064

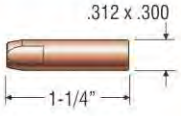

(Used with 4335 and 4435 gas diffuser)

PROFAX NO.	BERNARD®	
PX 36-63	36-63	Nozzle 5/8" (Used with 36 Insulator)

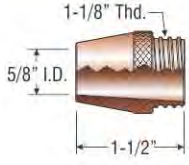

PROFAX NO.	BERNARD®	
PX 36-75	36-75	Nozzle 3/4" (Used with 36 Insulator)

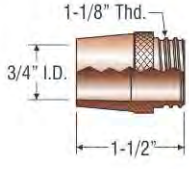

PROFAX NO.	BERNARD®	
PX 4295	4295	Tapered brass nozzle 3/8" (Up to 300 amp) (Used w/4335 gas diffuser)

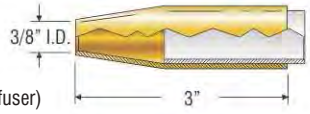

PROFAX NO.	BERNARD®	
PX 4391	4391	Brass nozzle 5/8" (Up to 300 amp) (Used with 4235 & 4335 gas diffuser)

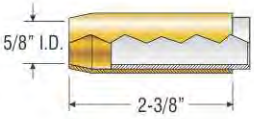

PROFAX NO.	BERNARD®	
PX 4392	4392	Tapered brass nozzle 1/2" (Up to 300 amp) (Used with 4235 & 4335 gas diffuser)

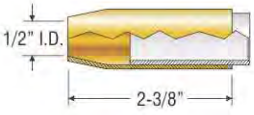

PROFAX NO.	BERNARD®	
PX 4393	4393	Copper nozzle 5/8" (Used with 4235 & 4335 gas diffuser)

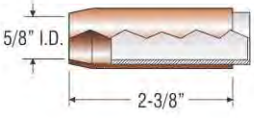

PROFAX NO.	BERNARD®	
PX 4394	4394	Tapered copper nozzle 1/2" (Used with 4235 & 4335 gas diffuser)

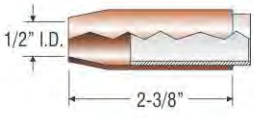

PROFAX NO.	BERNARD®	
PX 4491	4491	Brass nozzle 3/4" (Used with 4435 & 4635 gas diffuser)

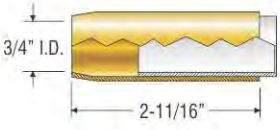

PROFAX is in no way affiliated with BERNARD. The parts advertised for sale are not genuine BERNARD parts, but are parts made for and by **PROFAX**. References to BERNARD machines, torches, and numbers are for your convenience only. We reserve the right to substitute genuine BERNARD parts in place of **PROFAX** parts.

PROFAX NO.	BERNARD®		
PX 4492	4492	Tapered brass nozzle 9/16" (Used w/4435 & 4635 gas diffuser)	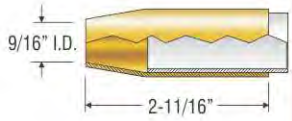
PX 4591	4591	Copper nozzle 3/4" (400/500 amp) (Used with 4435 & 4635 gas diffuser)	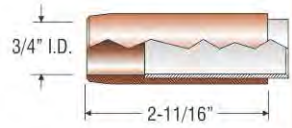
PX 4592	4592	Copper nozzle 17/32" (500 amp) (Used with 4435 & 4635 gas diffuser)	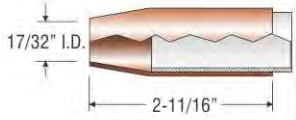
PX 4235	4235	Gas diffuser (Uses 1500 series tips)	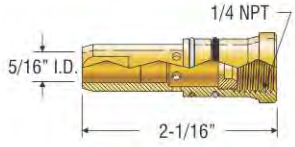
PX 4235-35	4235-35	Gas diffuser (Uses 1500 series tips)	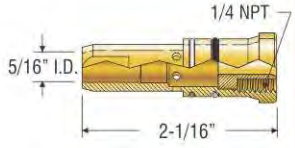
PX 4235-116	4235-116	Gas diffuser (Uses 1500 series tips)	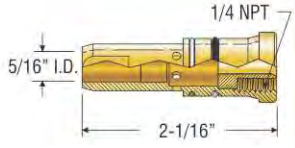
PX 4335	4335	Gas diffuser (Uses 4200 & 7400 series tips)	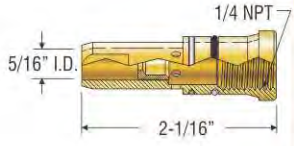

PROFAX NO.	BERNARD®		
PX 4435	4435	Gas diffuser (Uses 7400 series tips)	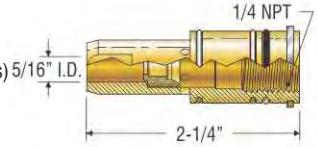
PX 4635	4635	Gas diffuser (Uses 1500 series tips)	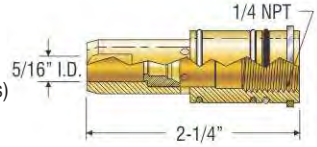
PX 4635-116	4635-116	Gas diffuser (Uses 1500 series tips)	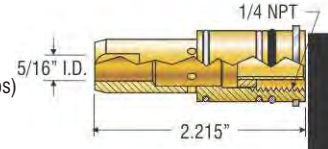
PX 36	36	Insulator (Used with 4635 gas diffuser)	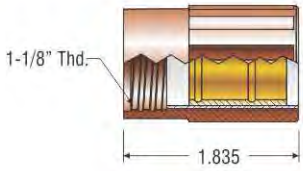
PX 4323R	4323R	Insulator (Used with 4235 & 4335 gas diffusers)	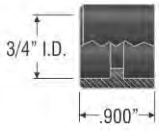
PX 4423R	4423R	Insulator (Used with 4435 & 4635 gas diffusers)	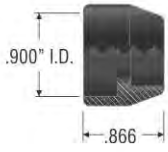
PX 10012	10012	Insulator	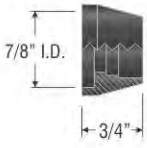

PROFAX is in no way affiliated with BERNARD. The parts advertised for sale are not genuine BERNARD parts, but are parts made for and by **PROFAX**. References to BERNARD machines, torches, and numbers are for your convenience only. We reserve the right to substitute genuine BERNARD parts in place of **PROFAX** parts.

Bernard® Old Style

Note: 15' wire conduit assembly (16'-6" o.a.l.)

PROFAX NO.	BERNARD®	DESCRIPTION	I.D.	O.D.
PX 43115	43115	15' Wire conduit assembly — used with .035-.045 diameter wire	.062	.165
PX 43115T	43115T	15' Wire conduit assembly — used with .035-.045 diameter wire	.062	.165
PX 43215	43215	15' Wire conduit assembly — used with 1/16" diameter wire	.078	.165
PX 43215T	43215T	15' Wire conduit assembly — used with 1/16" diameter wire	.078	.165
PX 44115	44115	15' Wire conduit assembly — used with .035-.045 diameter wire	.065	.187
PX 44115T	44115T	15' Wire conduit assembly — used with .035-.045 diameter wire	.065	.187
PX 44215	44215	15' Wire conduit assembly — used with .045-.062 diameter wire	.078	.187
PX 44215T	44215T	15' Wire conduit assembly — used with .045-.062 diameter wire	.078	.187
PX 44225	44225	25' Wire conduit assembly — used with .045-.062 diameter wire	.078	.187
PX 44315	44315	15' Wire conduit assembly — used with 5/64" diameter wire	.103	.215
PX 45415	45415	15' Wire conduit assembly — used with 3/32" diameter wire	.125	.250

NEW



Bernard® NEW Style

Note: 15' wire conduit assembly (16' - 7" o.a.l.)
25' wire conduit assembly (27' - 1" o.a.l.)

PROFAX NO.	NEW BERNARD®	OLD BERNARD®	DESCRIPTION	I.D.	O.D.
PX L3A-15	L3A-15	44115	15' Wire conduit assembly — used with .035-.045 diameter wire	.072	.180
PX L3B-15	L3B-15	43115	15' Wire conduit assembly — used with .035-.045 diameter wire	.060	.170
PX L4A-15	L4A-15	44215	15' Wire conduit assembly — used with .045-.062 diameter wire	.078	.187
PX L4B-15	L4B-15	43215	15' Wire conduit assembly — used with .045-.062 diameter wire	.078	.170
PX L6A-15	L6A-15	44315	15' Wire conduit assembly — used with 5/64" diameter wire	.105	.215
PX L7A-15	L7A-15	45415	15' Wire conduit assembly — used with 3/32" diameter wire	.125	.235
PX L3A-25	L3A-25	44125	25' Wire conduit assembly — used with .035-.045 diameter wire	.072	.180
PX L4A-25	L4A-25	44225	25' Wire conduit assembly — used with .045-.062 diameter wire	.078	.187
PX L6A-25	L6A-25	44325	25' Wire conduit assembly — used with 5/64" diameter wire	.105	.215

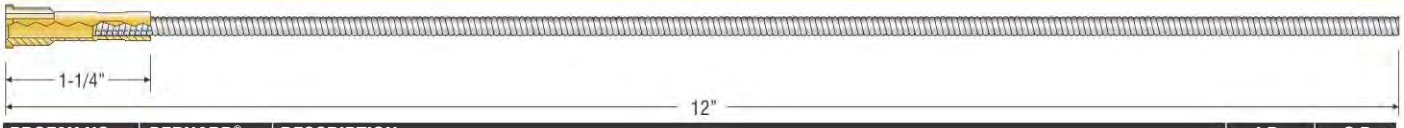

PROFAX NO.	BERNARD®	DESCRIPTION	I.D.	O.D.
PX QJL-2330	QJL-2330	12" Jump liner conduit assembly - used with .023-.030 diameter wire	.040	.125
PX QJL-3545	QJL-3545	12" Jump liner conduit assembly - used with .035-.045 diameter wire	.078	.187
PX QJL-116	QJL-116	12" Jump liner conduit assembly - used with 1/16" diameter wire	.078	.187

Adapt your PROFAX® Style Mig Guns to accept Bernard® Front End Parts

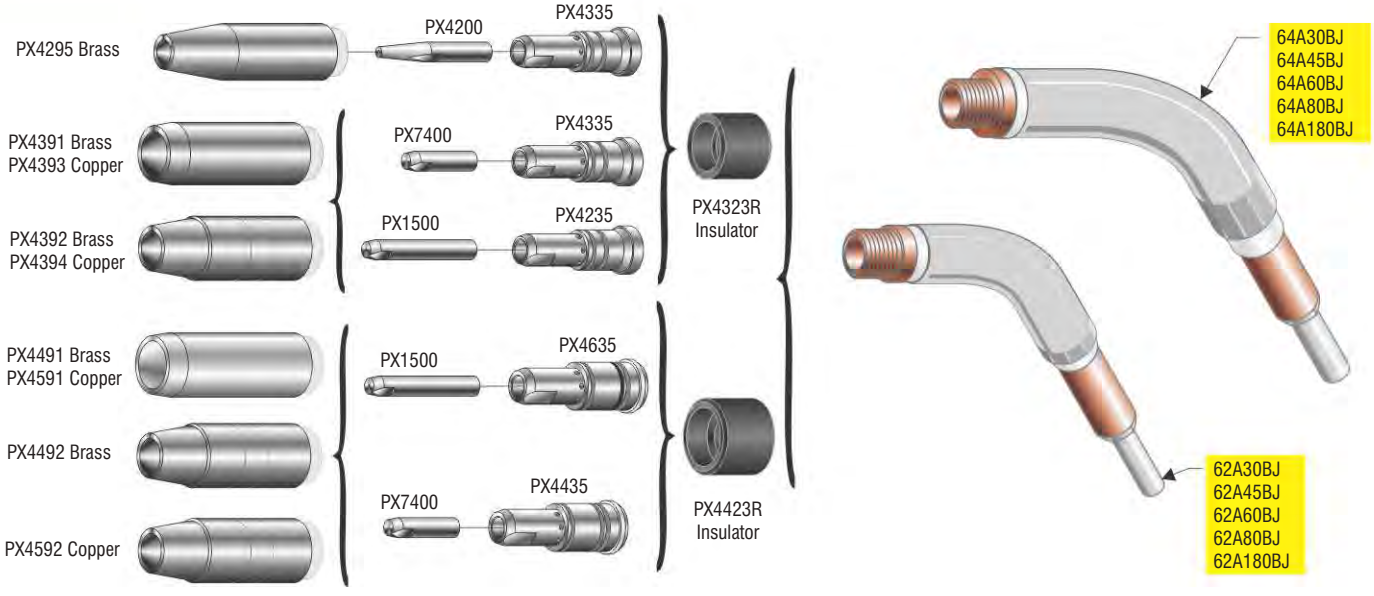

PROFAX is in no way affiliated with BERNARD. The parts advertised for sale are not genuine BERNARD parts, but are parts made for and by **PROFAX**. References to BERNARD machines, torches, and numbers are for your convenience only.

Replacement Parts Suitable For:

Bernard®

Adapters designed for converting BERNARD® guns to use standard PROFAX front end parts.

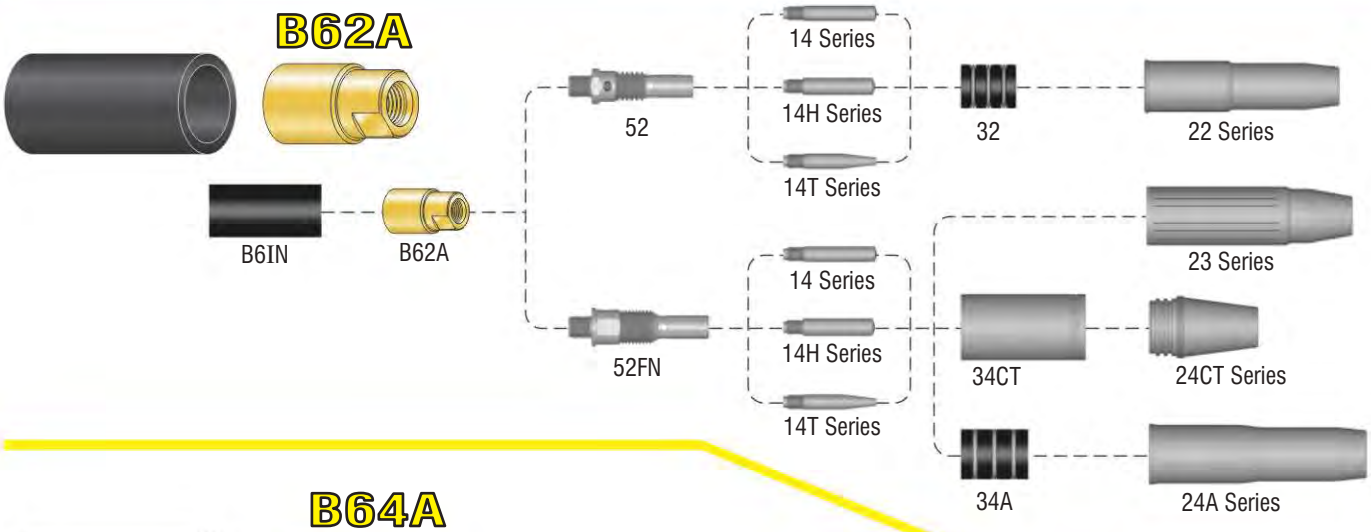

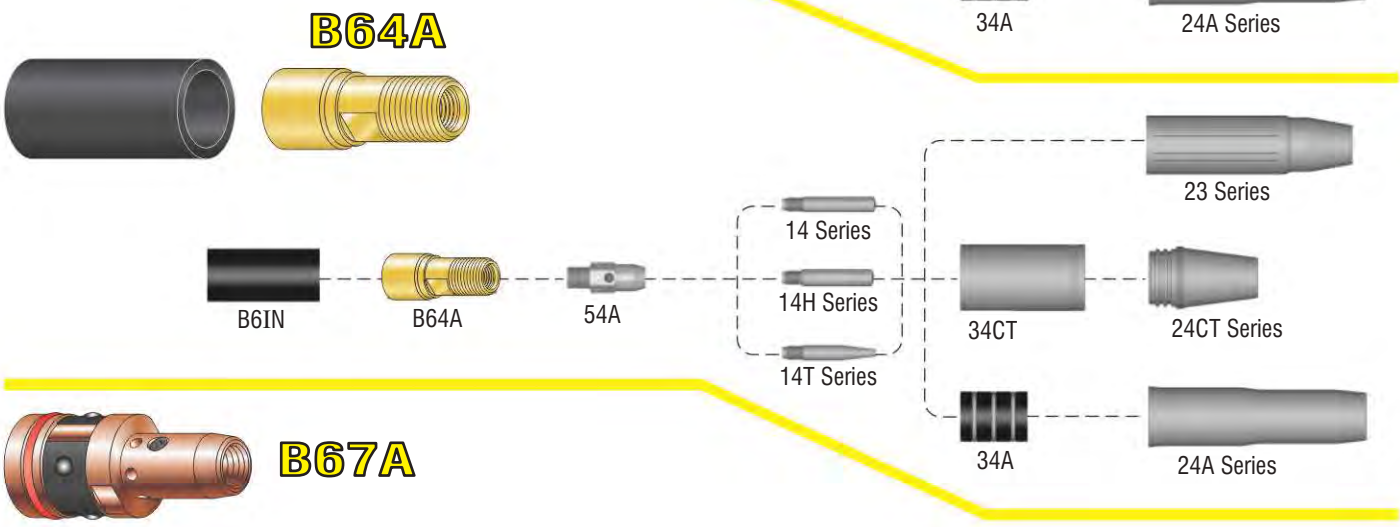

OLD STYLE single thread Goosenecks

NEW duel thread Gooseneck

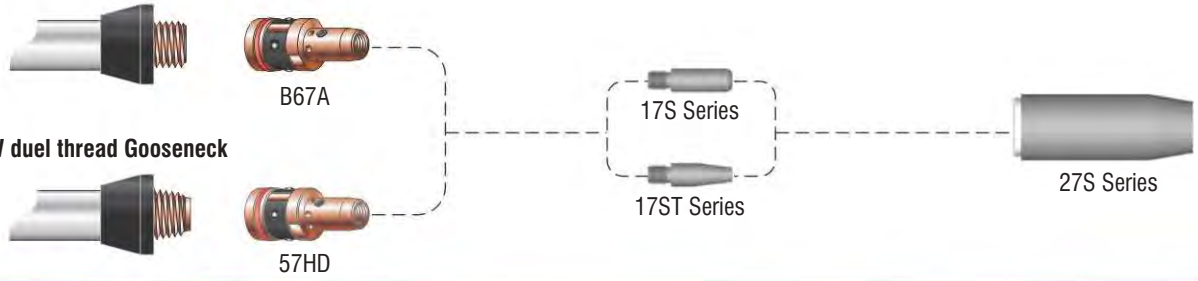

Replacement Parts Suitable For:

Bortech®

PROFAX NO.	BORTECH®	DESCRIPTION	TIP I.D.	PROFAX NO.	BORTECH®	DESCRIPTION	TIP I.D.
PX 10038	10038	.045-3/64"	.054 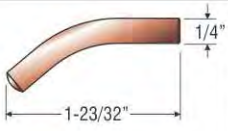	PX 10248	10248	1/16"	.073 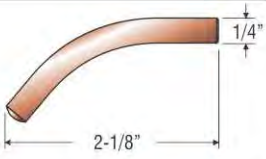
PX 10227	10227	.045-3/64"	.054 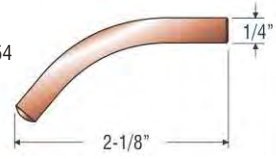	PX 10251	10251	1/16"	.073 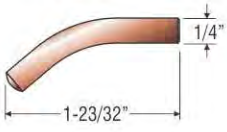

PROFAX is in no way affiliated with BERNARD and BORTECH. The parts advertised for sale are not genuine BERNARD and BORTECH parts, but are parts made for and by **PROFAX**. References to BERNARD and BORTECH machines, torches, and numbers are for your convenience only.

Replacement Parts Suitable For:

Cobramatic, M.K. Products, Inc.®

PROFAX NO.	COBRAMATIC®	DESCRIPTION	TIP I.D.
PX 621-0001	621-0001	.035	.044
PX 621-0003	621-0003	.045-3/64"	.060
PX 621-0075	621-0075	1/16"	.073
PX 621-0076	621-0076	.030	.040
PX 621-0153	621-0153	.062	.085
PX 621-0325	621-0325	.030	.036
PX 621-0327	621-0327	.045-3/64"	.053
PX 621-0002	621-0002	.035	.044
PX 621-0286	621-0286	.045-3/64"	.060
PX 621-0326	621-0326	.030	.036
PX 621-0157	621-0157	.035	.044
PX 621-0161	621-0161	.045-3/64"	.053
PX 621-0162	621-0162	3/64"-.052	.060
PX 621-0166	621-0166	.035	.044
PX 621-0167	621-0167	.045-3/64"	.053
PX 621-0390	621-0390	.030	.040
PX 621-0391	621-0391	.035	.044
PX 621-0392	621-0392	.047	.054
PX 621-0393	621-0393	.045-.052	.060
PX 621-0394	621-0394	1/16"	.075

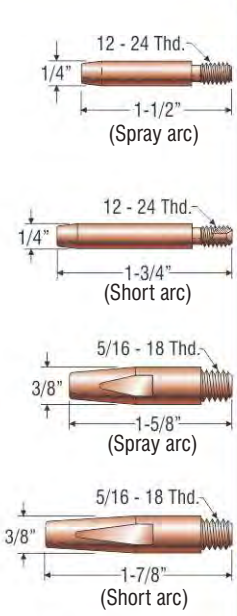

PROFAX NO.	COBRAMATIC®	DESCRIPTION
PX 001-0137	001-0137	Gas cup #6 (3/8")
PX 001-0138	001-0138	Gas cup #8 (1/2")
PX 001-0139	001-0139	Gas cup #10 (5/8")

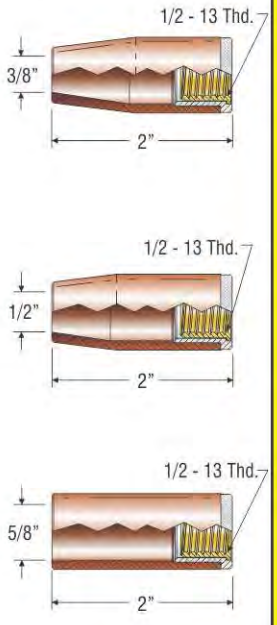

PROFAX NO.	COBRAMATIC®	DESCRIPTION
PX 621-0248	621-0248	Gas cup #6 (3/8")
PX 621-0249	621-0249	Gas cup #8 (1/2")
PX 621-0250	621-0250	Gas cup #10 (5/8")
PX 621-0017	621-0017	Tip extension
PX 003-0566	003-0566	Tip extension
PX 621-0423	621-0423	Tip extension
PX 621-0424	621-0424	Tip extension

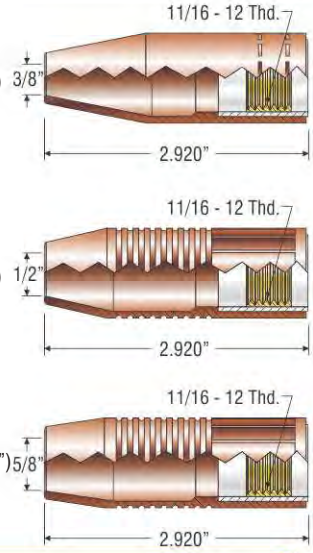

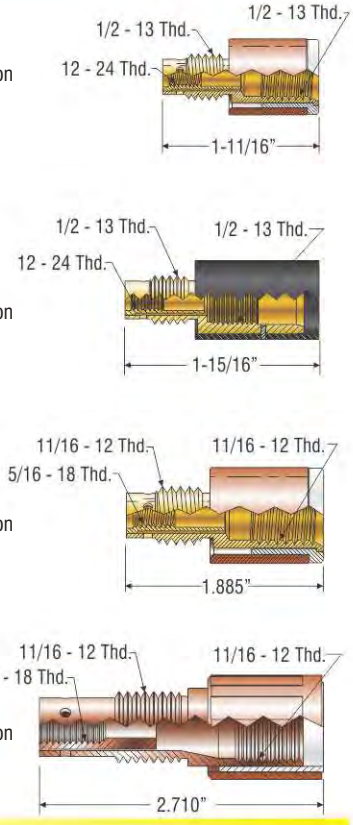

Cobramatic Heavy Duty Consumables

To convert a Cobra gun to use PROFAX Heavy Duty front end parts.

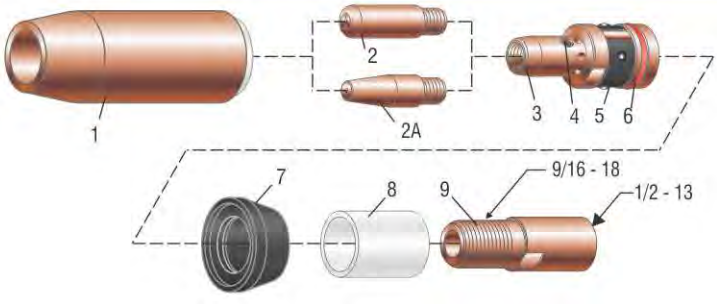

PARTS LIST

ITEM NO.	PROFAX NO.	DESCRIPTION
1.	27 series	Nozzles (see pg. 70)
2.	17 series	Tip (see pg. 70)
2a.	17ST series	Tip (see pg. 70)
3.	57HD	Gas diffuser
4.	44C	Screw
5.	240	Retaining ring
6.	260	O-ring
7.	17SW	Shock washer
8.	169715-IN	Insulator
9.	621-57HD	Adapter

PROFAX is in no way affiliated with M.K. PRODUCTS, Inc. The parts advertised for sale are not genuine M.K. PRODUCTS, Inc. parts, but are parts made for and by **PROFAX**. References to M.K. PRODUCTS, Inc. machines, torches, and numbers are for your convenience only. We reserve the right to substitute genuine M.K. PRODUCTS, Inc. parts in place of **PROFAX** parts.

Replacement Parts Suitable For:

Cobramatic, M.K. Products, Inc.®

PROFAX NO.	COBRAMATIC®	DESCRIPTION
PX 511-0016	511-0016	Knurled drive roll (Cobra) 1/4 - 28 L.H.
PX 511-0101	511-0101	Knurled drive roll (Python) 1/4 - 28 L.H.
PX 511-0001	511-0001	Idler roll (Cobra & Python)

POTENTIOMETER ASSEMBLY

NO.	PROFAX NO.	COBRAMATIC®	DESCRIPTION
1	PX 401-0521	401-0521	Knob
2	PX 303-0540	303-0540	O-ring
3	PX 449-0542	449-0542	Nut
4	PX 117-0520	117-0520	Potentiometer

CONDUIT (COBRA) OLD STYLE

PROFAX NO.	COBRAMATIC®	DESCRIPTION
PX 001-0007	001-0007	Conduit, 15', .030-1/16"
PX 001-0008	001-0008	Conduit, 25', .030-1/16"

CONDUIT (COBRA SYS III, KING, PYTHON, PRINCE XL) OLD STYLE

PROFAX NO.	COBRAMATIC®	DESCRIPTION
PX 615-0007	615-0007	15',.030-1/16"
PX 615-0008	615-0008	25',.030-1/16"
PX 615-0068	615-0068	50',.030-1/16"

CONDUIT (COBRA SX, MX, MAX, PYTHON, PRINCE XL) NEW STYLE

PROFAX NO.	COBRAMATIC®	DESCRIPTION
PX 615-0601-15	615-0601-15	15',.030-1/16"
PX 615-0601-25	615-0601-25	25',.030-1/16"
PX 615-0601-50	615-0601-50	50', .030-1/16"

CONDUIT

PROFAX NO.	COBRAMATIC®	DESCRIPTION
PX 615-0620-15	615-0620-15	15',.030-1/16"
PX 615-0620-25	615-0620-25	25',.030-1/16"
PX 615-0620-50	615-0620-50	50', .030-1/16"

CONTROL CABLE ASSEMBLY (PYTHON)

PROFAX NO.	COBRAMATIC®	DESCRIPTION
PX 005-0268	005-0268	15' control cable assembly, 7 pin
PX 005-0269	005-0269	25' control cable assembly, 7 pin
PX 005-0272	005-0272	50' control cable assembly, 7 pin

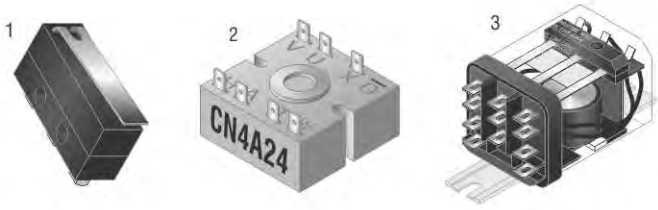

NO.	PROFAX NO.	COBRAMATIC®	DESCRIPTION
1	PX 161-0002	161-0002	Micro switch
2	PX 177-0500	177-0500	Speed control
3	PX 157-0135	157-0135	Control relay

LINERS

White Teflon Liner

Green Teflon Liner

Spiral Phos-Bronze Liner

PROFAX NO.	COBRAMATIC®	DESCRIPTION	WIRE TYPE	GUN MODEL
PX 615-0287	615-0287	White teflon 5.75"	All	Cobra
PX 615-0337	615-0337	White teflon 7.35"	All	Python
PX 615-0055	615-0055	Green teflon 5.75"	Aluminum	Cobra
PX 615-0058	615-0058	Green teflon 6.75"	Aluminum	Cobra w/Tip Extension
PX 615-0316	615-0316	Green teflon 7.87"	Aluminum	Prince Straight Barrel
PX 615-0317	615-0317	Green teflon 7.75"	Aluminum	Prince Curved Barrel
PX 615-0284	615-0284	Spiral 5.75"	Steel	Cobra
PX 615-0057	615-0057	Spiral 6.75"	Steel	Cobra w/Tip Extension
PX 615-0338	615-0338	Spiral 7.35"	Steel	Python
PX 931-0135	931-0135	Green teflon - package of 5 pcs. 7.50" long to be cut to length		
PX 931-0137	931-0137	White teflon - package of 5 pcs. 9.50" long to be cut to length		

POWER CABLE (COBRA SYS III, PYTHON, PRINCE XL)

PROFAX NO.	COBRAMATIC®	DESCRIPTION
PX 001-2527	001-2527	15' power cable
PX 001-2528	001-2528	25' power cable

AIR/WATER POWER CABLE

PROFAX NO.	COBRAMATIC®	DESCRIPTION
PX 001-0149	001-0149	15' air/water - Cobra
PX 001-0150	001-0150	25' air/water - Cobra
PX 001-2521	001-2521	15' water/power cable - Cobra Sys III, Python, Prince XL
PX 001-2524	001-2524	25' water/power cable - Cobra Sys III, Python, Prince XL

PROFAX is in no way affiliated with M.K. PRODUCTS, Inc. The parts advertised for sale are not genuine M.K. PRODUCTS, Inc. parts, but are parts made for and by **PROFAX**. References to M.K. PRODUCTS, Inc. machines, torches, and numbers are for your convenience only. We reserve the right to substitute genuine M.K. PRODUCTS, Inc. parts in place of **PROFAX** parts.

PROFAX NO.	ESAB®	WIRE SIZE	TIP I.D.	
PX 19N45	19N45	1/16"	.078	
PX 19N46	19N46	5/64"	.093	
PX 19N47	19N47	3/32"	.108	
PX 19N48	19N48	1/8"	.140	
PX 19N49	19N49	5/32"	.171	
PX 19N50	19N50	3/16"	.203	
PX 19N764	19N764	7/64"	.125	
PX 2360-2314	2360-2314	.035	.044	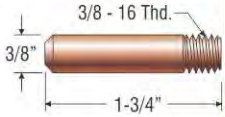 (AM50A & AM60A)
PX 2360-1925	2360-1925	.045	.054	
PX 2360-1926	2360-1926	1/16"	.073	
PX 2360-1927	2360-1927	5/64"	.093	
PX 2360-1928	2360-1928	3/32"	.109	
PX 2360-1929	2360-1929	1/8"	.140	
PX 61N36	61N36	.035	.046	(ST-12)
PX 61N37	61N37	.045	.057	
PX 61N38	61N38	3/64"	.063	
PX 61N39	61N39	1/16"	.071	
PX 61N40	61N40	1/16"	.081	
PX 61N42	61N42	3/32"	.120	
PX 632793	632793	.035	.044	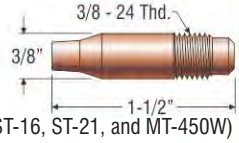 (ST-16, ST-21, and MT-450W)
PX 632795	632795	.045	.060	
PX 632797	632797	1/16"	.078	
PX 632799	632799	5/64"	.093	
PX 632800	632800	3/32"	.109	
PX 632794	632794	.035	.044	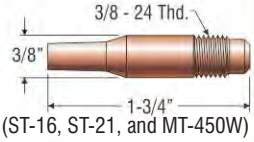 (ST-16, ST-21, and MT-450W)
PX 632796	632796	.045	.060	
PX 632798	632798	1/16"	.078	
PX 633108	633108	.035	.044	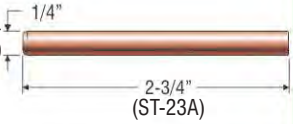 (ST-23A)
PX 633109	633109	.045	.059	
PX 633110	633110	1/16"	.081	
PX 999578	999578	.045-3/64" cored	.059	(MT-200, MT-400 & Mig 41A)
PX 948340	948340	.052 cored	.064	
PX 948341	948341	1/16" cored	.078	
PX 20543	20543	.023 hard	.031	(MT-150, ST-23A, MT-200 & MT-400)
PX 20544	20544	.030 hard	.038	
PX 996995	996995	.035 hard	.044	
PX 996999	996999	.045-3/64" hard	.054	
PX 2075349	2075349	.052 hard	.064	
PX 996997	996997	1/16" hard	.073	
PX 999742	999742	.023 hard	.031	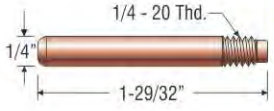 (MT-150, ST-23A, MT-200 & MT-400)
PX 996994	996994	.030 hard	.038	
PX 996996	996996	.035 hard	.044	
PX 996998	996998	.045-3/64" hard	.054	
PX 996104	996104	.035	.044	(ST-16, ST-21 & Mig 41)
PX 996105	996105	.045	.060	
PX 996106	996106	1/16"	.078	
PX 996107	996107	5/64"	.094	
PX 996108	996108	3/32"	.110	
PX 996816	996816	.052	.064	

PROFAX NO.	ESAB®	DESCRIPTION	
PX 598721	598721	Nozzle 5/8" (ST-16 & ST-21)	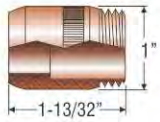
PX 598739	598739	Nozzle 1/2" (ST-16 & ST-21)	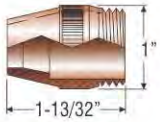
PX 61N26	61N26	Nozzle (ST-12)	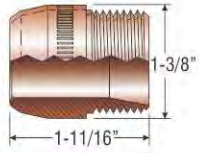
PX 998893	998893	Standard #8 1/2" (MT-200, MT-400, & ST-23A)	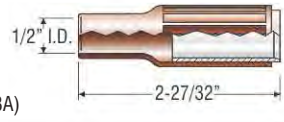
PX 998894	998894	Standard #10 5/8" (MT-200, MT-400, & ST-23A)	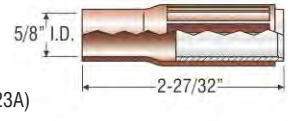
PX 998895	998895	Standard #6 3/8" (MT-200, MT-400, & ST-23A)	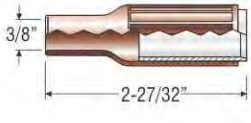
PX 999471	999471	Heavy duty #8 1/2" (MT-200, MT-400, & ST-23A)	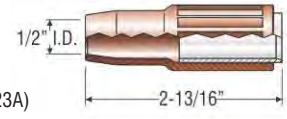
PX 999472	999472	Heavy duty #10 5/8" (MT-200, MT-400, & ST-23A)	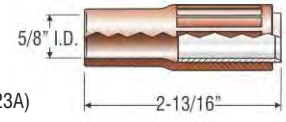
PX 17983	17983	Tip adapter for use with 999452 (Used on MT-200, MT-200CC, MT-400 & MT-400CC.)	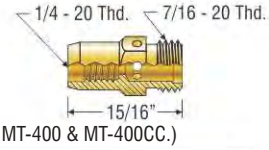
PX 19N43	19N43	Tip nut (UWM-8/SWM-9) (Used with 28V38 busbar, straight nozzle assy., 28V25 busbar & curved nozzle assy.)	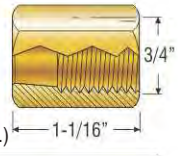
PX 999452	999452	Nozzle adapter (Used on MT-200, MT-200CC, MT-400 & MT-400CC.)	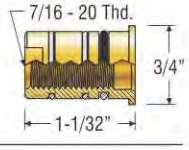

PROFAX is in no way affiliated with ESAB. The parts advertised for sale are not genuine ESAB parts, but are parts made for and by **PROFAX**. References to ESAB machines, torches, and numbers are for your convenience only. We reserve the right to substitute genuine ESAB parts in place of **PROFAX** parts.



Notes:
15' wire conduit assy. (16'-2" o.a.l.)

(Used with MT-200, MT-200CC, MT-400, MT-400CC and MIG 41A)

PROFAX NO.	ESAB®	DESCRIPTION	I.D.	O.D.
PX 2075238	2075238	15' wire conduit assembly - used with .035-.045 diameter wire	.070	.185
PX 2075240	2075240	15' wire conduit assembly - used with .052-1/16" diameter wire	.094	.185

SUB ARC PRODUCTS

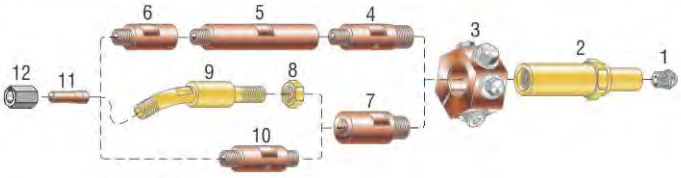

(EH-1, EH-2, EH-10, EH-11 & UMA2 Welding Heads)

NO.	PROFAX NO.	ESAB®	DESCRIPTION
1.	PX 28N31	28N31	Busbar wire guide
2.	PX 29N20	29N20	Busbar adapter
3.	PX 29N19	29N19	Busbar
4.	PX 29N21	29N21	Busbar converting nozzle
5.	PX 41W30	41W30	5" busbar extension
6.	PX 41W98	41W98	2" busbar extension
7.	PX 29N22	29N22	2" adapter extension
8.	PX 63140229	63140229	Jam nut 5/8 - 11
9.	PX 19V50	19V50	Curved nozzle assembly 1/16"
	PX 19V51	19V51	Curved nozzle assembly 3/16"
	PX 19V52	19V52	Curved nozzle assembly 3/32"-5/32"
10.	PX 16N39	16N39	Straight nozzle
11.	PX 19N*	19N*	19N series contact tips *(see page 192)
12.	PX 999398	999398	Tip nut

(Used on ST-23A)

PROFAX NO.	ESAB®	DESCRIPTION
PX 18316	18316	Control cable 30'

(Used on ST-23A)

PROFAX NO.	ESAB®	DESCRIPTION
PX 636476	636476	Power cable 30'

REMOTE FINGER TIP CONTROL

PROFAX NO.	ESAB®	DESCRIPTION
PX TC-2B	TC-2B	Finger tip control w/27' cord and 14 pin plug.

Direct connects to Miniarc 90i, Miniarc 140i, Heliarc 160i, Heliarc 161 AC/DC, Heliarc 252 AC/DC, and Heliarc 352 AC/DC

CROSSOVER LIST FOR DRIVE ROLLS

FOR USE WITH THE:
Dip Pak 250, Mig 2E, Mig 4HD, Migmaster 250, Migmaster 251, Migmaster 300i, MobileMaster 2 and Aristo
Note: DRIVE ROLLS MUST BE ORDERED BY PROFAX PART NUMBER.

For ESAB (L- TEC)		Wire Sizes		*PROFAX*			Wire Sizes	
Type	Part No.	Groove 1	Groove 2	USE	-	Part No.	Groove 1	Groove 2
"V" Hard Wires	21155	.023 &	.030	order	-	9054	.024 &	.030
	21156	.035 &	.045	order	-	9055	.035 &	.035
				order	-	9056	.045 &	.045
"U" Aluminum Wires				[1]opt.	-	9060	.030 &	.035
	21158	.035 &	.045	order	-	9061	.035 &	364
				[1]opt.	-	9062	.040 &	.045
	21159	364 &	116	order	-	9063	.045 &	116
"VK" (Knurled) Cored Wires	21160	.030 &	.035	order	-	9057	.030/.035 &	.030/.035
	21161	.045 &	.052/116	order	-	9058	.045 &	.045
				order	-	9059	.052/116 &	.052/116
Pressure Rolls	2361 2369	[2]Flat Knurled		order	-	9053	[2]Flat Knurled	
	2361 2397	Flat Smooth		order	-	9052	Flat Smooth	

[1]Optional
[2]Flat Knurled pressure rolls are used with knurled grooved rolls when extra wire drive is required.
Two roll drive systems require 1 lower grooved roll and 1 flat upper pressure roll.
Four roll drive systems require 2 lower grooved rolls and 2 flat upper pressure rolls.

DRIVE ROLLS

Serrated "**V**" groove for cored wires

For use with: MIG 35/Digi MIG/Digi Pulse/EH-10A/EH-11

PROFAX NO.	ESAB®	DESCRIPTION
PX 600218R	600218R	.052 serrated feed roll
PX 600219R	600219R	1/16" serrated feed roll

(Used on ST-23A)

PROFAX NO.	ESAB®	DESCRIPTION
PX 636202	636202	Potentiometer

REMOTE FOOT CONTROL

Operates contactor and controls output.

PROFAX NO.	ESAB®	DESCRIPTION
EFC-14	FC-5B EHD	Heavy Duty Foot control w/25' cord and 14 pin plug.

Direct connects to Miniarc 90i, Miniarc 140i, Heliarc 160i, Heliarc 161 AC/DC, Heliarc 252 AC/DC, and Heliarc 352 AC/DC

PROFAX is in no way affiliated with ESAB. The parts advertised for sale are not genuine ESAB parts, but are parts made for and by **PROFAX**. References to ESAB machines, torches, and numbers are for your convenience only. We reserve the right to substitute genuine ESAB parts in place of **PROFAX** parts.

PROFAX NO.	LINCOLN®	WIRE SIZE	TIP I.D.
11-23	KP11-25	.023	.031
11-30	KP11-30	.030	.038
11-35	KP11-35	.035	.044
11-45	KP11-45	.045	.054
11T23	KP11T25	.023	.031
11T30	KP11T30	.030	.038
11T35	KP11T35	.035	.044
11T45	KP11T45	.045	.054
14-23	KP14-25	.023	.031
14-30	KP14-30	.030	.038
14-35	KP14-35	.035	.044
14-40	KP14-40	.040	.048
14-45	KP14-45	.045	.054
14-52	KP14-52	.052	.064
14-116	KP14-116	1/16"	.073
14-564	KP14-564	5/64"	.090
14A364	KP14A-364	3/64"	.059
14H30	KP14H-30	.030	.038
14H35	KP14H-35	.035	.044
14H40	KP14H-40	.040	.049
14H45	KP14H-45	.045	.054
14H52	KP14H-52	.052	.064
14H116	KP14H-116	1/16"	.073
14H564	KP14H-564	5/64"	.090
14AH364	KP14AH-364	3/64"	.059
14AH116	KP14AH-116	1/16"	.078
14T23	KP14T-25	.023	.031
14T30	KP14T-30	.030	.038
14T35	KP14T-35	.035	.044
14T40	KP14T-40	.040	.047
14T45	KP14T-45	.045	.054
14T52	KP14T-52	.052	.064
14T116	KP14T-116	1/16"	.073
15HFC35	KP15HFC-35	.035	.044
15HFC45	KP15HFC-45	.045	.054
15HFC52	KP15HFC-52	.052	.064
15HFC116	KP15HFC-116	1/16"	.073
15HFC564	KP15HFC-564	5/64"	.090
15HFC332	KP15HFC-332	3/32"	.106
15HFC764	KP15HFC-764	7/64"	.120
15HFC18	KP15HFC-18	1/8"	.140
15AHFC364	KP15AHFC-364	3/64"	.059
15AHFC116	KP15AHFC-116	1/16"	.078
15H35	KP15H-35	.035	.044
15H45	KP15H-45	.045	.054
15H52	KP15H-52	.052	.064
15H116	KP15H-116	1/16"	.073
15H564	KP15H-564	5/64"	.090
15H332	KP15H-332	3/32"	.106
15H764	KP15H-764	7/64"	.120
15H18	KP15H-18	1/8"	.140
15AH364	KP15AH-364	3/64"	.059
15AH116	KP15AH-116	1/16"	.078
16S-30	KP16S-30	.030	.040
16S-35	KP16S-35	.035	.044
16S-45	KP16S-45	.045	.054
16S-52	KP16S-52	.052	.064
16S-116	KP16S-116	1/16"	.073
16S-564	KP16S-564	5/64"	.093
16S-332	KP16S-332	3/32"	.109

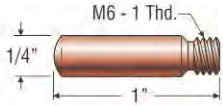

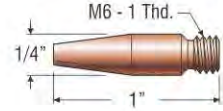

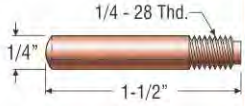

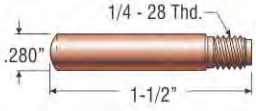

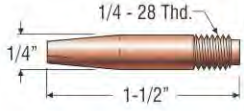

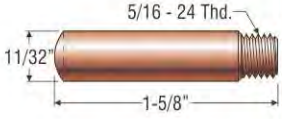

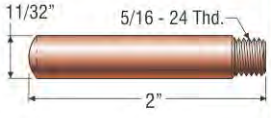

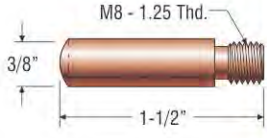

PROFAX NO.	LINCOLN®	WIRE SIZE	TIP I.D.
S10125-1/16		1/16"	.073
S10125-5/64		5/64"	.093
S10125-3/32	KP1962-3B1	3/32"	.110
S10125-7/64		7/64"	.125
S10125-1/8	KP1962-1B1	1/8"	.140
S10125-5/32	KP1962-4B1	5/32"	.171
S10125-3/16	KP1962-2B1	3/16"	.203
S10125-7/32	KP1962-5B1	7/32"	.234
S10125XL-1/16		1/16"	.073
S10125XL-5/64		5/64"	.093
S10125XL-3/32		3/32"	.110
S10125XL-7/64		7/64"	.125
S10125XL-1/8		1/8"	.140
S10125XL-5/32		5/32"	.171
S10125XL-3/16		3/16"	.203
S10125XL-7/32		7/32"	.234
S18697-44	KP2010-3B1	.030	.040
S18697-45	KP2010-4B1	.035	.047
S18697-46	KP2010-5B1	3/64"	.064
S18697-52	KP2010-7B1	.023	.031
S23978-1	KP2072-5B1	.035	.044
S23978-2	KP2072-10B1	.045-3/64"	.060
S23978-3	KP2072-12B1	1/16"	.073
S23978-29	KP2072-11B1	.030	.040
S23978-9	KP2072-14B1	.035	.044
S23978-10	KP2072-1B1	3/64"-.052	.060
S23978-11	KP2072-2B1	1/16"	.075
S8087-045		.045	.054
S8087-1/16		1/16"	.073
S8087-5/64	KP2082-2B1	5/64"	.093
S8087-3/32	KP2082-1B1	3/32"	.109
S8087-7/64		7/64"	.125
S8087-1/8		1/8"	.140
S8087-5/32		5/32"	.171
T12011-045		.045	.054
T12011-1/16	KP2086-2B1	1/16"	.078
T12011-068	KP2086-1B1	.068	.083
T12011-5/64	KP2086-4B1	5/64"	.093
T12011-3/32	KP2086-3B1	3/32"	.108
T12011-7/64		7/64"	.125
T12236-045		.045	.054
T12236-1/16		1/16"	.078
T12236-068		.068	.083
T12236-072		.072	.087
T12236-5/64	KP2088-3B1	5/64"	.093
T12236-3/32	KP2088-2B1	3/32"	.109
T12236-7/64	KP2088-4B1	7/64"	.125
T12236-120	KP2088-1B1	.120	.136
T12236-1/8		1/8"	.140

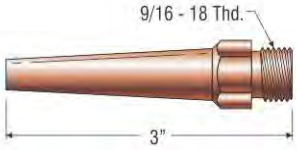

(Used with T10575XL)

(Used with Spool Guns)

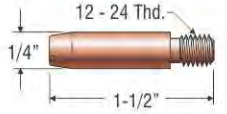

(Spray arc)(Used w/Prince XL)
(Air cooled)

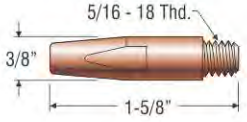

(Spray arc)(Used w/Prince XL)
(Water cooled)

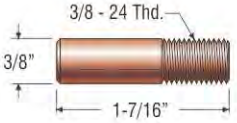

(Used with S-8087TA
Tip Adapter)

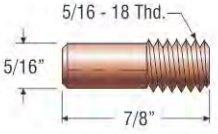

(Used with K112 & K113)

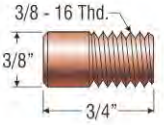

(Used with K-114 &
K-289 Late Model)

PROFAX is in no way affiliated with LINCOLN ELECTRIC. The parts advertised for sale are not genuine LINCOLN ELECTRIC parts, but are parts made for and by **PROFAX**. References to LINCOLN ELECTRIC machines, torches, and numbers are for your convenience only. We reserve the right to substitute genuine LINCOLN ELECTRIC parts in place of **PROFAX** parts.

Replacement Parts Suitable For:

Lincoln Electric®

PROFAX

PROFAX NO.	LINCOLN®	WIRE SIZE	TIP I.D.
T14050-035		.035	.044
T14050-045		.045	.054
T14050-052		.052	.063
T14050-1/16	KP2100-2B1	1/16”	.078
T14050-072	KP2100-1B1	.068-.072	.087
T14050-5/64	KP2100-4B1	5/64”	.093
T14050-3/32	KP2100-3B1	3/32”	.108
T14050-7/64		7/64”	.125
T14050-1/8		1/8”	.138

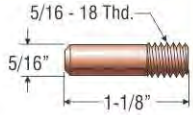

(Used with K126 & K264)

T14050-2-035		.035	.044
T14050-2-045		.045	.054
T14050-2-052		.052	.063
T14050-2-1/16		1/16”	.078
T14050-2-068		.068-.072	.087
T14050-2-5/64		5/64”	.093
T14050-2-3/32		3/32”	.108
T14050-2-7/64		7/64”	.125
T14050-2-1/8		1/8”	.138

(*Available in all wire sizes used with K126 & K264)

T14050-2.75-035		.035	.044
T14050-2.75-045		.045	.054
T14050-2.75-052		.052	.063
T14050-2.75-1/16		1/16”	.078
T14050-2.75-068		.068-.072	.087
T14050-2.75-5/64		5/64”	.093
T14050-2.75-3/32		3/32”	.108
T14050-2.75-7/64		7/64”	.125
T14050-2.75-1/8		1/8”	.138

(*Available in all wire sizes used with K126 & K264)

T14050-3-035		.035	.044
T14050-3-045		.045	.054
T14050-3-052		.052	.063
T14050-3-1/16		1/16”	.078
T14050-3-068		.068-.072	.087
T14050-3-5/64		5/64”	.093
T14050-3-3/32		3/32”	.108
T14050-3-7/64		7/64”	.125
T14050-3-1/8		1/8”	.138

(*Available in all wire sizes used with K126 & K264)

T14157-1/16	KP2103-2B1	1/16”	.078
T14157-072	KP2103-1B1	.068-.072	.087
T14157-5/64	KP2103-5B1	5/64”	.093
T14157-3/32	KP2103-4B1	3/32”	.109
T14157-7/64	KP2103-6B1	7/64”	.125
T14157-120	KP2103-3B1	.120	.136
T14157-1/8		1/8”	.140

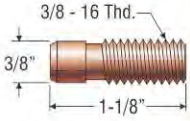

(Used with K115)

KP2217-1B1	KP2217-1B1	.030	.040
KP2217-2B1	KP2217-2B1	.035	.044
KP2217-4B1	KP2217-4B1	3/64”	.060
KP2217-5B1	KP2217-5B1	1/16”	.075

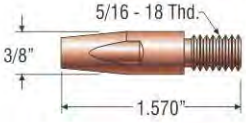

KP2744-035	KP2744-035	.035	.044
KP2744-045	KP2744-045	.045	.054
KP2744-052	KP2744-052	.052	.063
KP2744-116	KP2744-116	1/16”	.073

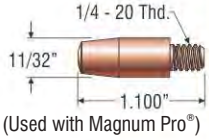

(Used with Magnum Pro®)

KP2744-035T	KP2744-035T	.035	.044
KP2744-045T	KP2744-045T	.045	.054
KP2744-052T	KP2744-052T	.052	.063
KP2744-116T	KP2744-116T	1/16”	.073

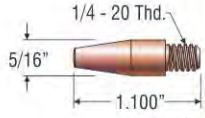

(Used with Magnum Pro®)

KP2745-035	KP2745-035	.035	.044
KP2745-040	KP2745-040	.040	.049
KP2745-045	KP2745-045	.045	.054
KP2745-052	KP2745-052	.052	.064
KP2745-116	KP2745-116	1/16”	.073
KP2745-072	KP2745-072	.068-.072	.087
KP2745-564	KP2745-564	5/64”	.093
KP2745-332	KP2745-332	3/32”	.109
KP2745-764	KP2745-764	7/64”	.125
KP2745-18	KP2745-18	1/8”	.140

PROFAX NO.	LINCOLN®		
21-50	KP21-50	Nozzle 1/2”	

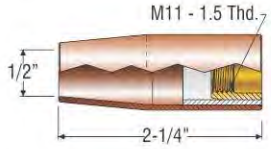

PX 21-62	KP21-62	Nozzle 5/8”	

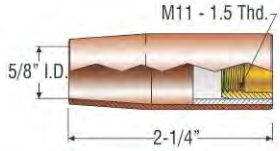

(Mini Mig & 1 Gun)

21-50F	KP21-50F	Nozzle 1/2”	

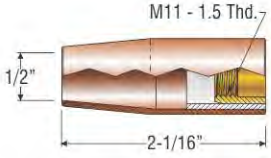

21T37	KP21T-37	Tapered nozzle	

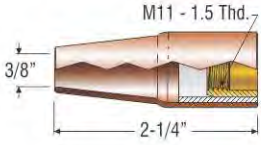

22-37	KP22-37	Nozzle 3/8”	

22-50	KP22-50	Nozzle 1/2”	

22-62	KP22-62	**Nozzle 5/8”**	

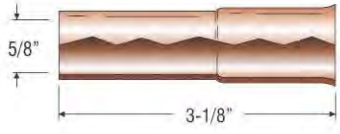

Lincoln®

PROFAX is in no way affiliated with LINCOLN ELECTRIC. The parts advertised for sale are not genuine LINCOLN ELECTRIC parts, but are parts made for and by **PROFAX**. References to LINCOLN ELECTRIC machines, torches, and numbers are for your convenience only. We reserve the right to substitute genuine LINCOLN ELECTRIC parts in place of **PROFAX** parts.

PROFAX NO.	LINCOLN®		
23-37	KP23-37	Fixed nozzle	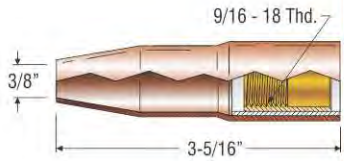
23-50	KP23-50	Fixed nozzle	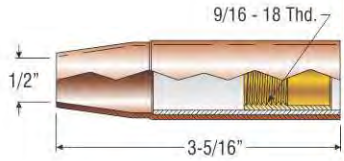
23-62	KP23-62	Fixed nozzle	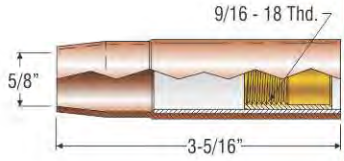
23-75	KP23-75	Fixed nozzle	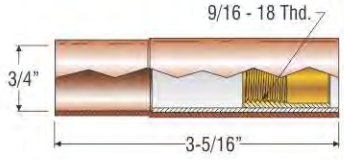
23-37F	KP23-37F	Fixed nozzle	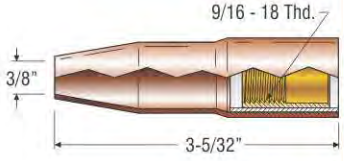
23-50F	KP23-50F	Fixed nozzle	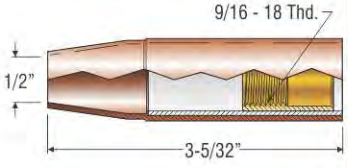
23-62F	KP23-62F	Fixed nozzle	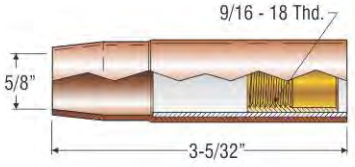
23-75F	KP23-75F	Fixed nozzle	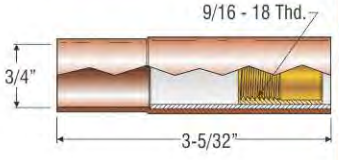

PROFAX NO.	LINCOLN®		
23H62	KP23H-62	Heavy duty nozzle 5/8"	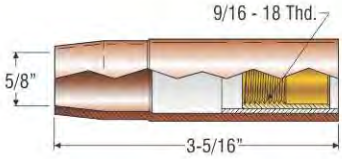
23T37	KP23T-37	Tapered nozzle	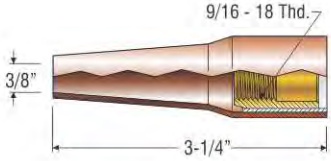
24A50	KP24A-50	Adjustable nozzle 1/2"	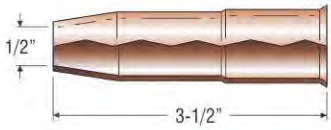
24A62	KP24A-62	Adjustable nozzle 5/8"	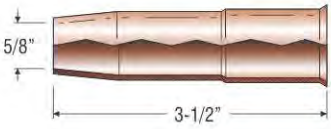
24A50SS	KP24A-50SS	Adjustable nozzle 1/2"	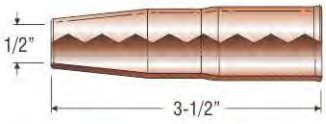
24A62SS	KP24A-62SS	Adjustable nozzle 5/8"	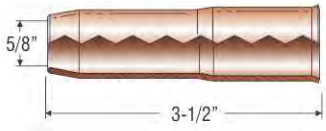
24CT62S	KP24CT-62S	Nozzle 5/8"	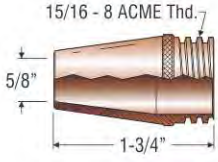
24CT75S	KP24CT-75S	Nozzle 3/4"	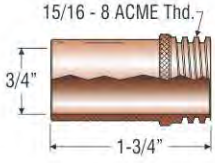

PROFAX is in no way affiliated with LINCOLN ELECTRIC. The parts advertised for sale are not genuine LINCOLN ELECTRIC parts, but are parts made for and by **PROFAX**. References to LINCOLN ELECTRIC machines, torches, and numbers are for your convenience only. We reserve the right to substitute genuine LINCOLN ELECTRIC parts in place of **PROFAX** parts.

Replacement Parts Suitable For:

Lincoln Electric®

PROFAX NO.	LINCOLN®		
25CT62	KP25CT-62	Nozzle 5/8"	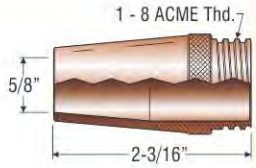
25CT75	KP25CT-75	Nozzle 3/4"	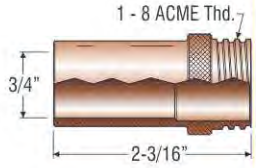
26I-62	KP26I-62	Nozzle 5/8"	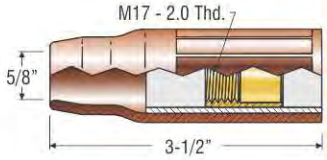
26I-75	KP26I-75	Nozzle 3/4"	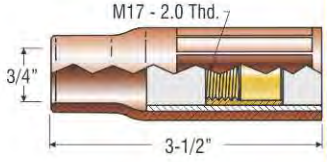
S23978-4	KP2072-27	Gas cup 1/2" (Used with Prince XL)	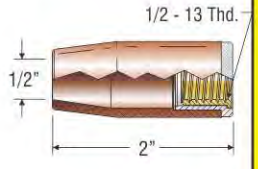
KP2213-1	KP2213-1	Gas cup 3/8"	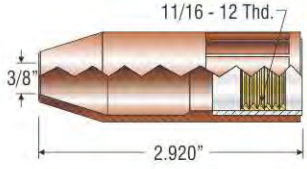
KP2214-1	KP2214-1	Gas cup 1/2"	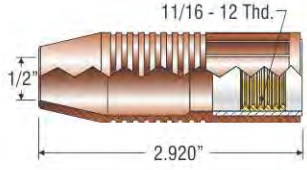
KP2215-1	KP2215-1	Gas cup 5/8"	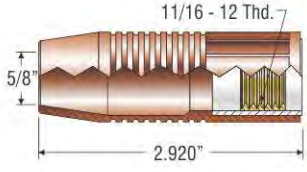

PROFAX NO.	LINCOLN®		
S12691-1	KP1965-1	Insulated nozzle 2-3/4" stickout (Used on K115)	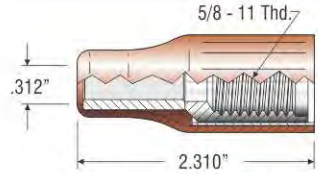
S13358	KP1971-1	Insulated nozzle (Used on K115)	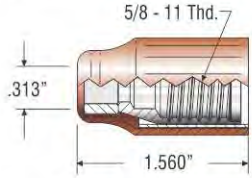
S15900	KP1987-1	Insulated nozzle 1¼" stickout (Used on K126)	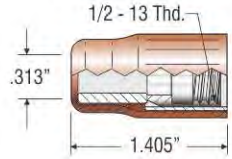
S17217-1	KP1995-1	Insulated nozzle 2" stickout (Used on K126)	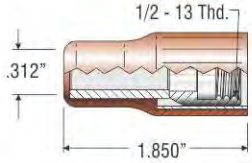
T12313	KP2089-1	Thread protector (Used on K126)	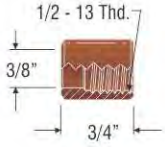
KP2907-1	KP2907-1	Thread protector (Used on K126)	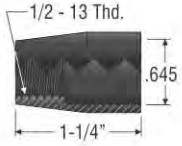
T12315	KP2090-1	Insulated nozzle 2-3/4" stickout (Used on K126)	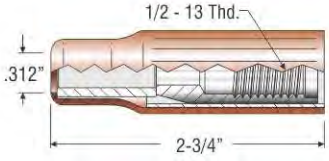
T10575	KP2085-1	Flux nozzle (Used on K231)	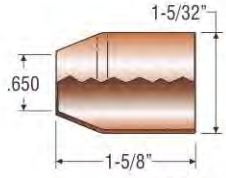
T10575-875		Flux nozzle (Used on K231) (Special 7/8" I.D.)	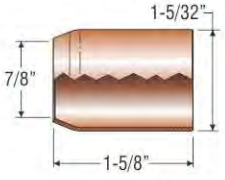
T10575XL		Flux nozzle long (Used on K231) (Used with S10125XL Tip)	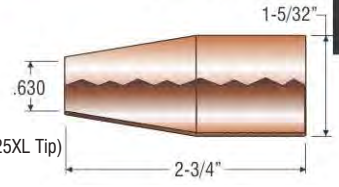

PROFAX is in no way affiliated with LINCOLN ELECTRIC. The parts advertised for sale are not genuine LINCOLN ELECTRIC parts, but are parts made for and by **PROFAX**. References to LINCOLN ELECTRIC machines, torches, and numbers are for your convenience only. We reserve the right to substitute genuine LINCOLN ELECTRIC parts in place of **PROFAX** parts.

PROFAX NO.	LINCOLN®		PROFAX NO.	LINCOLN®	
11-550	KP1968-1	Nozzle 1/2” 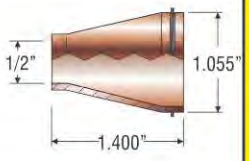	S18697-47	KP2010-6	Gas diffuser (Used with Spool Gun) 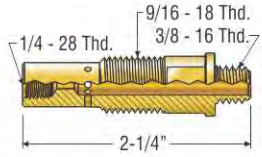
11-562	KP1968-5	Nozzle 5/8” 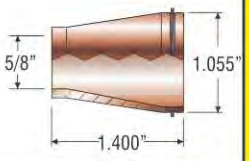	35-50	KP35-50	Gas diffuser 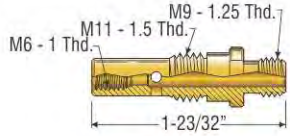
11-575	KP1968-4	Nozzle 3/4” 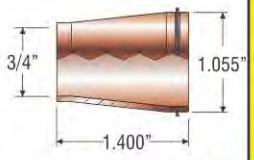	L51-ADPT	L51-ADPT	Diffuser Adapter 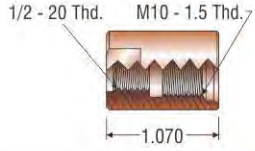
32	KP32	Insulator 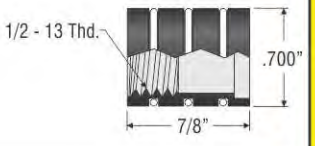	52	KP52	Gas diffuser 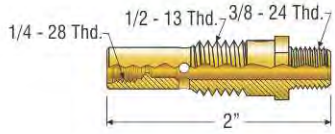
34A	KP34A	Insulator 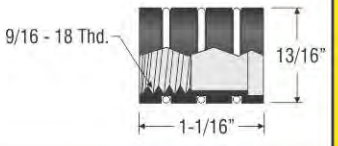	52-23	KP52-23	Gas diffuser 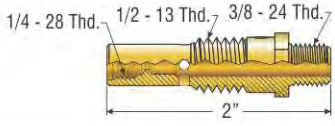
34CT	KP34CT	Insulator 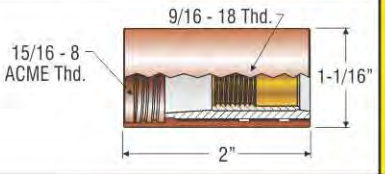	52FN	KP52FN	Gas diffuser 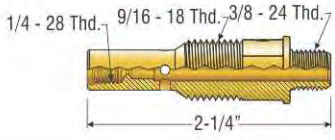
35CT	KP35CT	Insulator 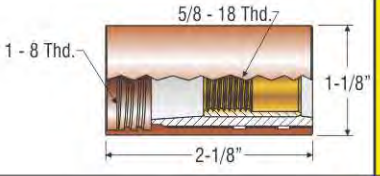	54A	KP54A	Gas diffuser 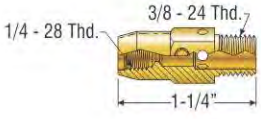
S13921	KP1992-1	Contact tip adapter 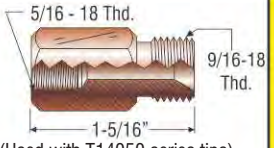 (Used with T14050 series tips)	55	KP55	Gas diffuser (Use on #5 gun - used with 45N-116, 45-564 conduits) 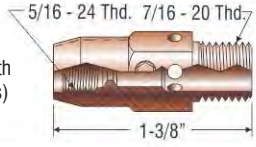
S8087-TA	S8087-TA	Contact tip adapter 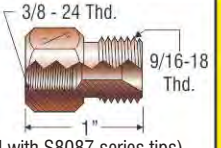 (Used with S8087 series tips)	55H	KP55H	Gas Diffuser (Use on #5 Gun - used with 45H-332, 45H-764 conduits) 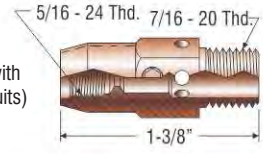
KP2908-1	KP2908-1	Tip holder 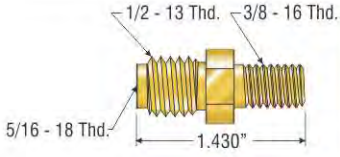	55SW	KP55SW	Gas Diffuser (Use on #5 Gun - used with 45-3545, 45-116 conduits) 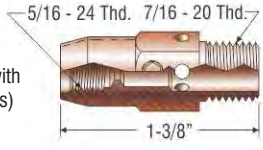

PROFAX is in no way affiliated with LINCOLN ELECTRIC. The parts advertised for sale are not genuine LINCOLN ELECTRIC parts, but are parts made for and by **PROFAX**. References to LINCOLN ELECTRIC machines, torches, and numbers are for your convenience only. We reserve the right to substitute genuine LINCOLN ELECTRIC parts in place of **PROFAX** parts.

Adapters designed for converting LINCOLN® MAGNUM® PRO guns to PROFAX front end parts.

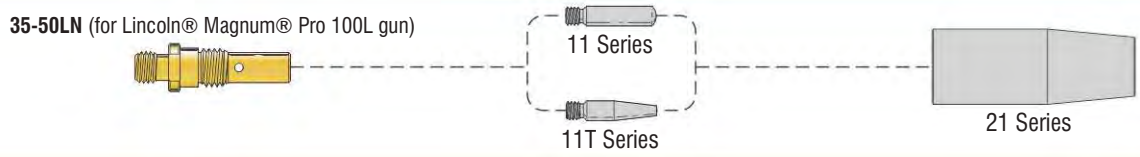

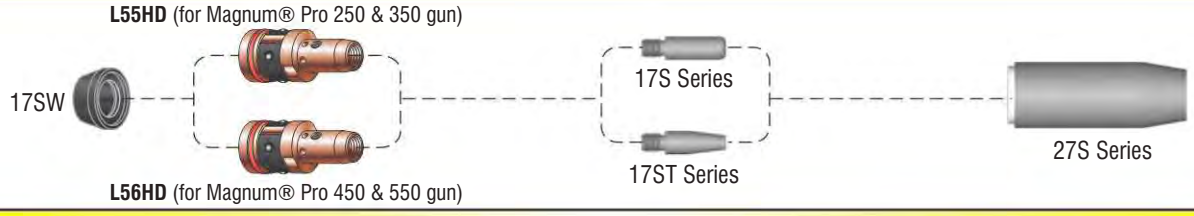

GOOSENECKS FOR K126-11 AND K126-12

Special length and bend jacketed goosenecks available upon request.

PROFAX NO.	LINCOLN®	DESCRIPTION
KP2906-30R	KP2906-30R	30° jacketed gooseneck 6" w/reverse bend
KP2906-30	KP2906-30	30° jacketed gooseneck 6" w/o reverse bend

PROFAX NO.	LINCOLN®	DESCRIPTION
KP2906-62R	KP2906-62R	62° jacketed gooseneck 6" w/reverse bend
KP2927-62R	KP2927-62R	62° braided gooseneck 6" w/reverse bend

PROFAX NO.	LINCOLN®	DESCRIPTION
KP2906-62	KP2906-62	62° jacketed gooseneck 6" w/o reverse bend



PROFAX NO.	LINCOLN®	DESCRIPTION
KP2906-30R-L	KP2906-30R-L	30° jacketed gooseneck 12" w/reverse bend
KP2927-30R-L	KP2927-30R-L	30° braided gooseneck 12" w/reverse bend

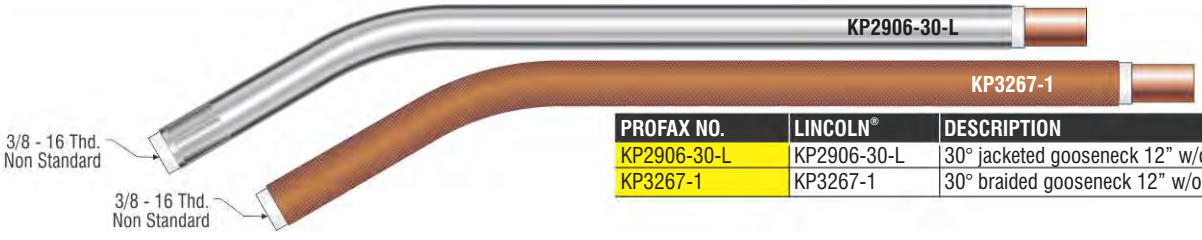

PROFAX NO.	LINCOLN®	DESCRIPTION
KP2906-30-L	KP2906-30-L	30° jacketed gooseneck 12" w/o reverse bend
KP3267-1	KP3267-1	30° braided gooseneck 12" w/o reverse bend

PROFAX is in no way affiliated with LINCOLN ELECTRIC. The parts advertised for sale are not genuine LINCOLN ELECTRIC parts, but are parts made for and by **PROFAX**. References to LINCOLN ELECTRIC machines, torches, and numbers are for your convenience only. We reserve the right to substitute genuine LINCOLN ELECTRIC parts in place of **PROFAX** parts.

K126 Breakdown & Parts List

For complete gun see page 96

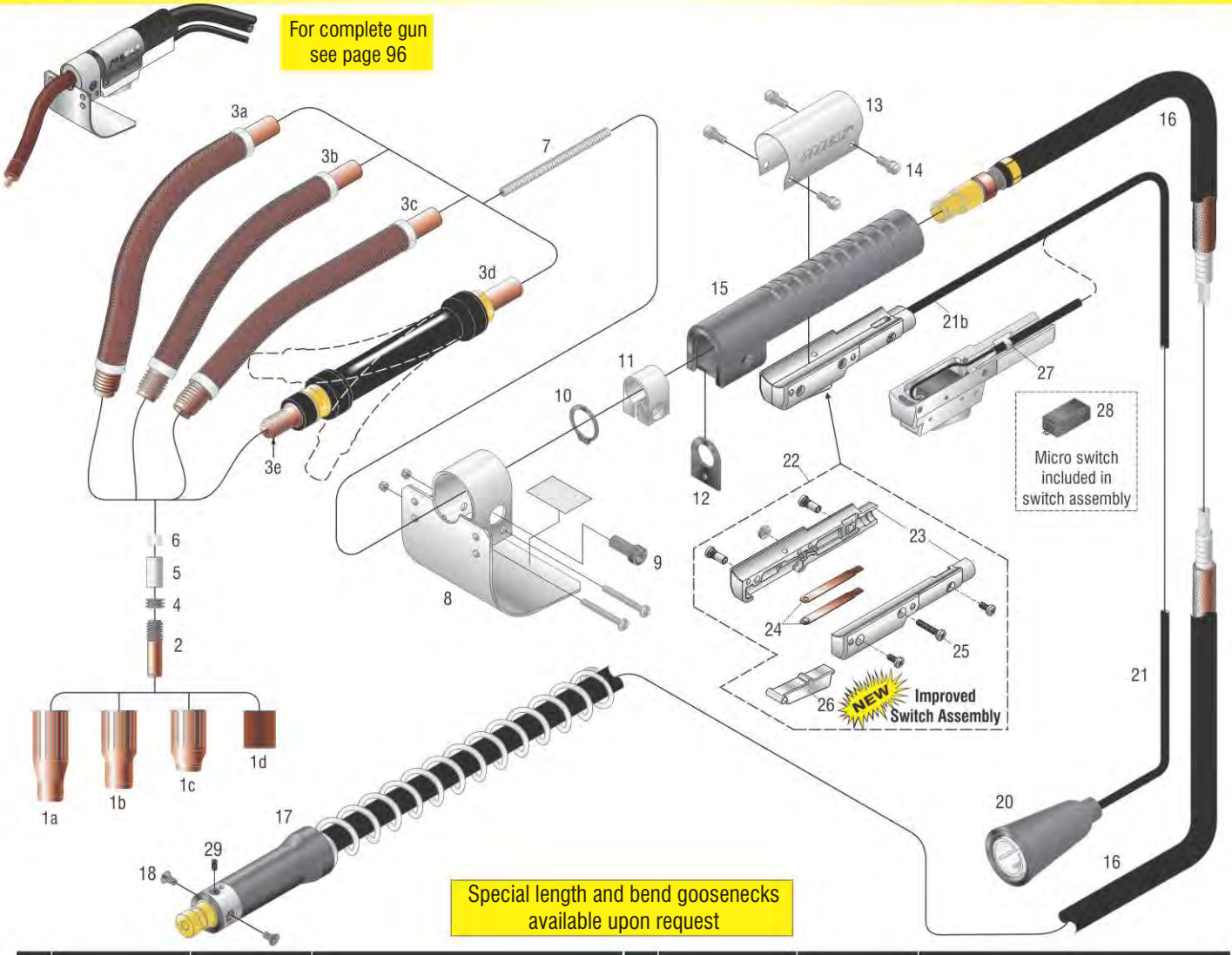

Special length and bend goosenecks available upon request

NO.	PROFAX NO.	LINCOLN®	DESCRIPTION
1A	T12315	KP2090-1	Insulated nozzle 2-3/4" stickout
1B	S17217-1	KP1995-1	Insulated nozzle 2" stickout
1C	S15900	KP1987-1	Insulated nozzle 1¼" stickout
1D	T12313	KP2089-1	Thread protector
2	T14050-035		Contact tip .035
	T14050-045		Contact tip .045
	T14050-052		Contact tip .052
	T14050-1/16	KP2100-2B1	Contact tip 1/16"
	T14050-072	KP2100-1B1	Contact tip .068-.072
	T14050-5/64	KP2100-4B1	Contact tip 5/64"
	T14050-3/32	KP2100-3B1	Contact tip 3/32"
3A	M11476	KP1909-1	50° gooseneck 6" (standard)
	M11476J		50° jacketed gooseneck
	M14188	KP1920-1	90° gooseneck 6"
	M14188J		90° jacketed gooseneck 6"
3B	M13304-6	KP1914-2	30° gooseneck 6"
	M13304-6J		30° jacketed gooseneck
	M13304-12	KP1914-1	30° gooseneck (XL 12")
	M13304-12J		30° jacketed gooseneck
	M13304-12-50		50° gooseneck (XL 12")
	M13304-12-50J		50° jacketed gooseneck
3C	M14188-5		Straight gooseneck w/5° bend
3D	LFX-1260		Flexible gooseneck for extreme heat
3E	LFA-1		Adapter (replaceable)
			INCLUDES
4	T12932-1	T12932-1	Locking screw 5/16"-18
5	T12977-1	T12977-1	Steel insert
6	T12576-2	KP2094-2	Ceramic insert
7	T12931-4	KP2095-4	Gooseneck liner (standard)
	T12931-19	T12931-19	Gooseneck liner(XL 30°)
	T12931-26	KP2095-26	Gooseneck liner(XL 50°)

NO.	PROFAX NO.	LINCOLN®	DESCRIPTION
8	S13037	S13037	Heat shield assembly
9	T14438	T14438	Socket head cap screw
10	S9776-7	S9776-7	Retaining ring
11	S15921-2	S15921-2	Clamp
12	T12027	T12027	Spatter shield
13	S15922-1	S15922-1	Switch housing clamp
14	18-404	18-404	Pan head screw #8-32 x 5/16"(4 req'd)
15	M10102-1	M10102-1	Handle
16	L6250-2	L6250-2	Cable assembly 10'
	L6250-1	L6250-1	Cable assembly 15'
			INCLUDES
17	15-531	M14050-1	Insulator sleeve w/spring
18	18-881	18-881	Flat head screw #8-32 x 3/8" (2 req'd)
20	S19757	S19757	Trigger Plug
21	M12462-10	M12462-10	Switch assembly 10'
	M12462-15	M12462-15	Switch assembly 15'
21b	16-910		New style assembly 10'(Lincoln® Direct)
	16-915		New style assembly 15'(Lincoln® Direct)
22	16-500		Complete trigger assembly (New Style)
23	16-501		Trigger housing (both halves) (New Style)
24	16-502		Contact set (New Style)
25	16-503		Screw set (6 pieces) (New Style)
26	16-504		Trigger (New Style)
27	16-320	16-320	Cable clamp
28	T12485	T12485	Micro switch
29	18-628	18-628	Socket head screw #8-32 x 7/16"

PROFAX is in no way affiliated with LINCOLN ELECTRIC. The parts advertised for sale are not genuine LINCOLN ELECTRIC parts, but are parts made for and by **PROFAX**. References to LINCOLN ELECTRIC machines, torches, and numbers are for your convenience only. We reserve the right to substitute genuine LINCOLN ELECTRIC parts in place of **PROFAX** parts.

K126 GOOSENECKS

PROFAX NO.	LINCOLN®	DESCRIPTION
M11476	KP1909-1	50° gooseneck 6”
13-304SB	KP2455-1	50° gooseneck 6” w/no reverse bend
M11476J	KP2927-62R	50° jacketed gooseneck 6”
13-304SBJ		50° jacketed gooseneck 6” w/no reverse bend

Used on K126 and K264

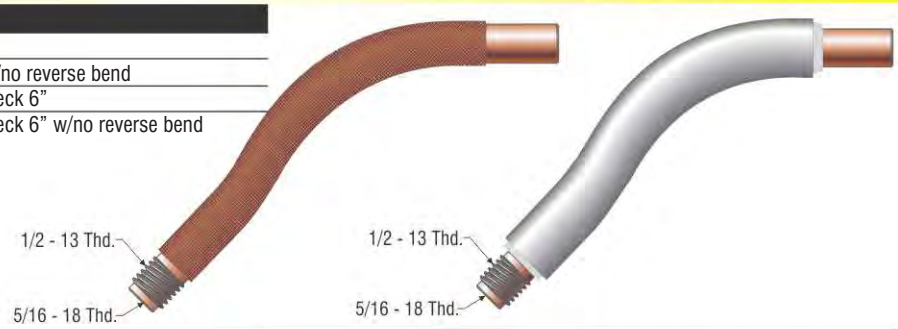

PROFAX NO.	LINCOLN®	DESCRIPTION
M13304-6	KP1914-2	30° gooseneck 6”
M13304-6J		30° jacketed gooseneck 6”

Used on K126 and K264

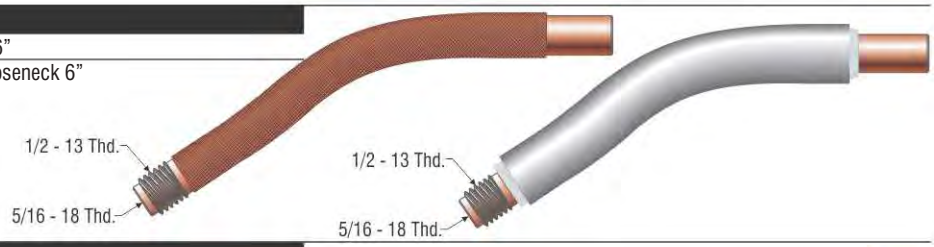

PROFAX NO.	LINCOLN®	DESCRIPTION
M13304-12	KP1914-1	30° gooseneck 12”
13-306SB	KP2456-1	30° gooseneck 12” w/no reverse bend
M13304-12J	KP2927-30R-L	30° jacketed gooseneck 12”
13-306SBJ		30° jacketed gooseneck 12” w/no reverse bend

Used on K126 and K264

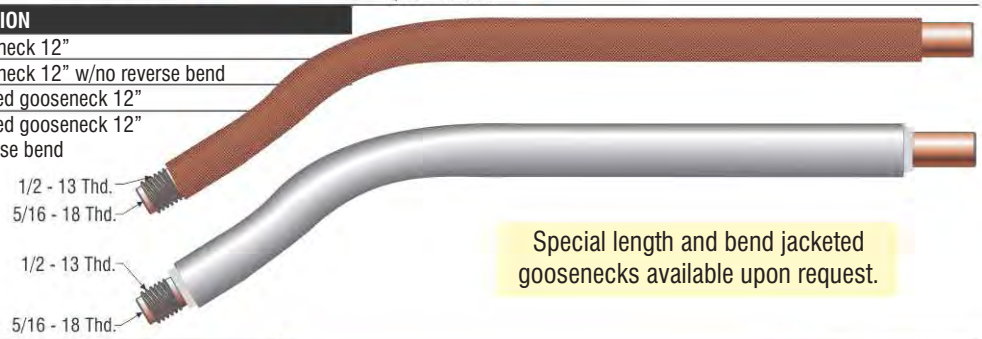

Special length and bend jacketed goosenecks available upon request.

PROFAX NO.	LINCOLN®	DESCRIPTION
M13304-12-50		50° gooseneck 12”
M13304-12-50J		50° jacketed gooseneck 12”

Used on K126 and K264



PROFAX NO.	LINCOLN®	DESCRIPTION
M14188	KP1920-1	90° gooseneck 6”
M14188J		90° jacketed gooseneck 6”

Used on K126 and K264

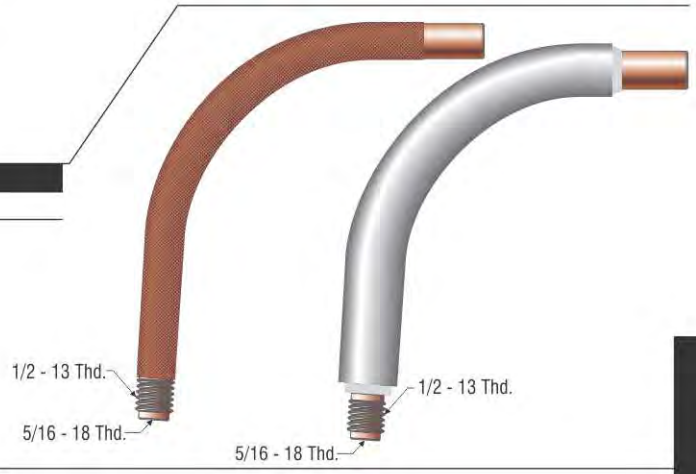

PROFAX NO.	LINCOLN®	DESCRIPTION
M14188-5		5° gooseneck 6”
M14188-5J		5° jacketed gooseneck 6”

Used on K126 and K264

PROFAX is in no way affiliated with LINCOLN ELECTRIC. The parts advertised for sale are not genuine LINCOLN ELECTRIC parts, but are parts made for and by **PROFAX**. References to LINCOLN ELECTRIC machines, torches, and numbers are for your convenience only. We reserve the right to substitute genuine LINCOLN ELECTRIC parts in place of **PROFAX** parts.

K115 Breakdown & Parts List

For complete gun see page 98

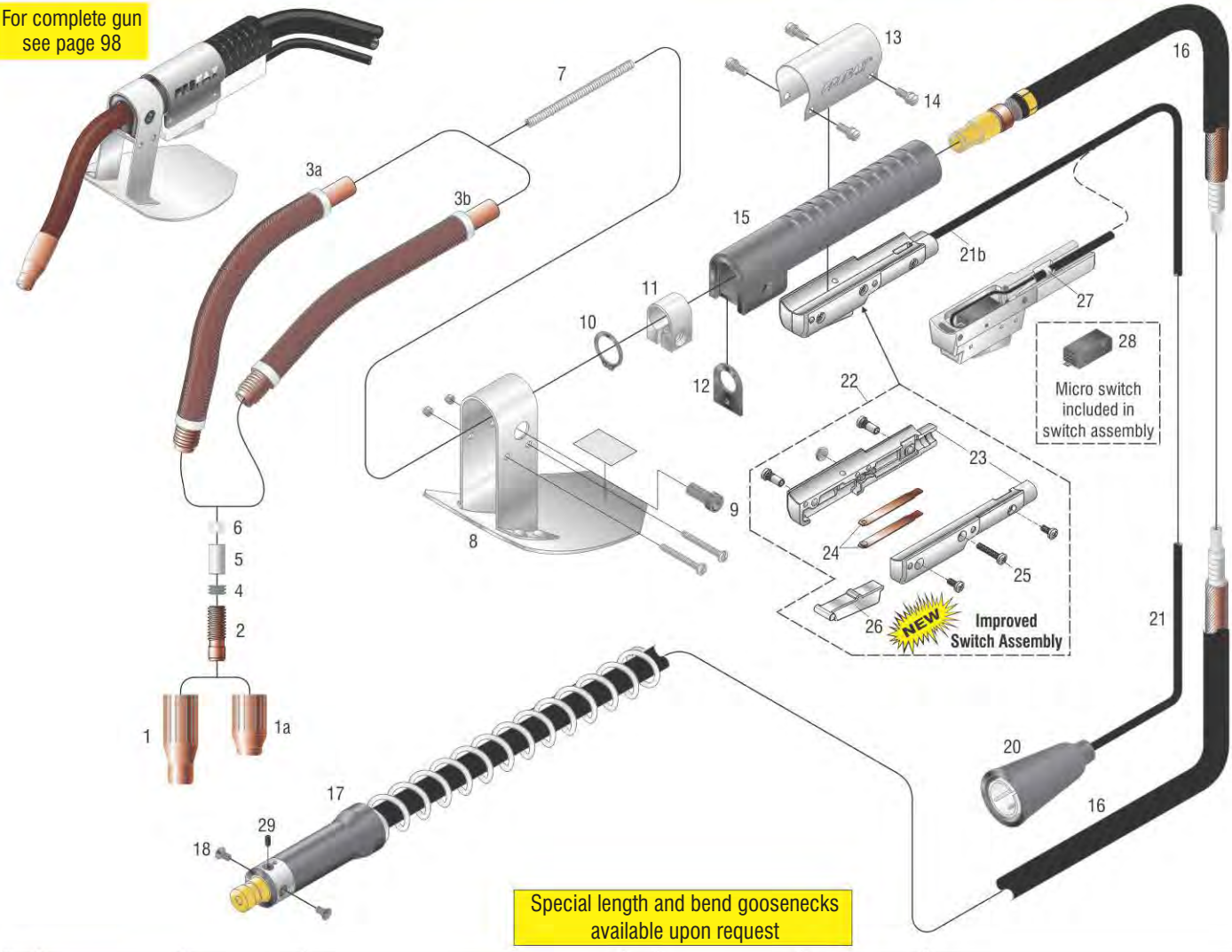

Special length and bend goosenecks available upon request

NO.	PROFAX NO.	LINCOLN®	DESCRIPTION
1	S12691-1	KP1965-1	Insulated nozzle 2-3/4" stickout
1A	S13358	KP1971-1	Insulated nozzle 2" stickout
2	T14157-1/16	KP2103-2B1	Contact tip 1/16"
	T14157-068		Contact tip .068
	T14157-072	KP2103-1B1	Contact tip .072
	T14157-5/64	KP2103-5B1	Contact tip 5/64"
	T14157-3/32	KP2103-4B1	Contact tip 3/32"
	T14157-7/64	KP2103-6B1	Contact tip 7/64"
	T14157-120	KP2103-3B1	Contact tip .120
	T14157-1/8		Contact tip 1/8"
3A	M11474-3/32	KP1907-2	82° gooseneck 3/32"
	M11474-3/32J		82° jacketed gooseneck 3/32"
	M11474-120	KP1907-1	82° gooseneck 7/64"-1/8"
	M11474-120J		82° jacketed gooseneck 7/64"-1/8"
	M14027-82-5/64	KP1919-2	82° gooseneck 1/16"-5/64"
3B	M11510-3/32	KP1910-2	45° gooseneck 3/32"
	M11510-3/32J		45° jacketed gooseneck 3/32"
	M11510-120	KP1910-1	45° gooseneck 7/64"-1/8"
	M11510-120J		45° jacketed gooseneck 7/64"-1/8"
	M14027-45-5/64	KP1919-1	45° gooseneck 1/16"-5/64"
	13-443-14		5° gooseneck 14" 3/32"-1/8"
	13-443-25		25° gooseneck 3/32"-1/8"
			INCLUDES
4	T12932-2	T12932-2	Locking screw 3/8"-16
5	T12977-2	T12977-2	Steel insert
6	T12576-3	KP2094-3	Ceramic insert .120
	T12576-1	KP2094-1	Ceramic insert 3/32"
7	T12931-5	T12931-5	Replacement gooseneck liner 3/32"
	T12931-7	KP2095-6	Gooseneck liner 7/64"-1/8"
	T12931-32	KP2095-13	Gooseneck liner 1/16"-5/64"

NO.	PROFAX NO.	LINCOLN®	DESCRIPTION
8	S12880	S12880	Heat shield assembly
9	T14438	T14438	Socket head cap screw
10	S9776-7	S9776-7	Retaining ring
11	S15921-2	S15921-2	Clamp
12	T12027	T12027	Spatter shield
13	S15922-1	S15922-1	Switch housing clamp
14	18-404	18-404	Pan head screw #8-32 x 5/16" (4 req'd)
15	M10102-1	M10102-1	Handle
16	L5728-10	L5728-10	Cable assembly 10'
	L5728-5	L5728-5	Cable assembly 15'
			INCLUDES
17	15-531	M14048	Insulator sleeve w/spring
18	18-881	18-881	Flat head screw #8-32 x 3/8" (2 req'd)
20	S19757	S19757	Trigger plug
21	M12462-10	M12462-10	Switch assembly 10'
	M12462-15	M12462-15	Switch assembly 15'
21b	16-910		New style assembly 10'(Lincoln® Direct)
	16-915		New style assembly 15'(Lincoln® Direct)
22	16-500		Complete trigger assembly (New Style)
23	16-501		Trigger housing (both halves) (New Style)
24	16-502		Contact set (New Style)
25	16-503		Screw set (6 pieces) (New Style)
26	16-504		Trigger (New Style)
27	16-320	16-320	Cable clamp
28	T12485	T12485	Micro switch
29	18-628	18-628	Socket head screw #8-32 x 7/16"

PROFAX is in no way affiliated with LINCOLN ELECTRIC. The parts advertised for sale are not genuine LINCOLN ELECTRIC parts, but are parts made for and by **PROFAX**. References to LINCOLN ELECTRIC machines, torches, and numbers are for your convenience only. We reserve the right to substitute genuine LINCOLN ELECTRIC parts in place of **PROFAX** parts.

K115 GOOSENECKS

PROFAX NO.	LINCOLN®	DESCRIPTION
M11474-3/32	KP1907-2	82° gooseneck 3/32”
M11474-3/32J		82° jacketed gooseneck 3/32”
M11474-120	KP1907-1	82° gooseneck 7/64”- 1/8”
M11474-120J		82° jacketed gooseneck 7/64”- 1/8”
M14027-82-5/64	KP1919-2	82° gooseneck 1/16”- 5/64”
M14027-82-5/64J		82° jacketed gooseneck 1/16”- 5/64”

Used on K115

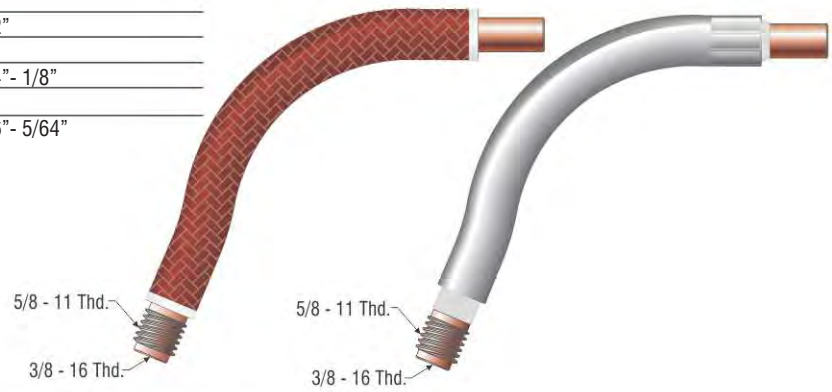

PROFAX NO.	LINCOLN®	DESCRIPTION
M11510-3/32	KP1910-2	45° gooseneck 3/32”
M11510-3/32J		45° jacketed gooseneck 3/32”
M11510-120	KP1910-1	45° gooseneck 7/64” -1/8”
M11510-120J		45° jacketed gooseneck 7/64” -1/8”
M14027-45-5/64	KP1919-1	45° gooseneck 1/16” -5/64”
M14027-45-5/64J		45° jacketed gooseneck 1/16”-5/64”

Used on K115

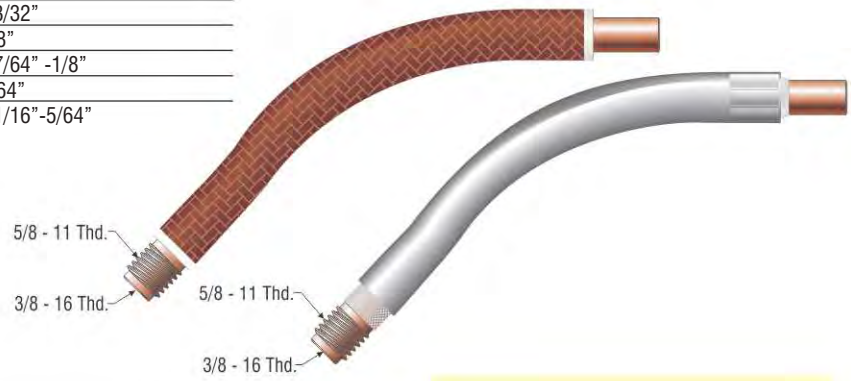

Special length and bend jacketed goosenecks available upon request.

PROFAX NO.	LINCOLN®	DESCRIPTION
13-443-14		5° gooseneck 14” 3/32” -1/8”
13-443-14J		5° jacketed gooseneck 14” 3/32” -1/8”

Used on K115

PROFAX NO.	LINCOLN®	DESCRIPTION
13-443-25		25° gooseneck 3/32” -1/8”
13-443-25J		25° jacketed gooseneck 3/32” -1/8”

Used on K115

PROFAX is in no way affiliated with LINCOLN ELECTRIC. The parts advertised for sale are not genuine LINCOLN ELECTRIC parts, but are parts made for and by **PROFAX**. References to LINCOLN ELECTRIC machines, torches, and numbers are for your convenience only. We reserve the right to substitute genuine LINCOLN ELECTRIC parts in place of **PROFAX** parts.

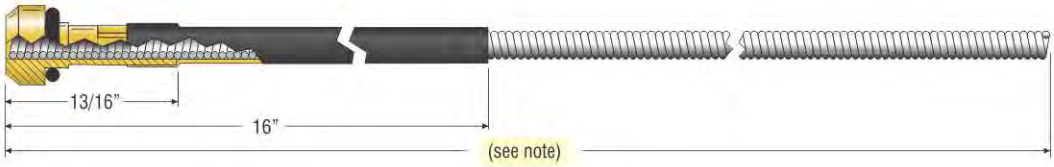

PROFAX NO.	LINCOLN®	DESCRIPTION	I.D.	O.D.
23-40-15		15' liner .023	.037	.123
35-40-15	KP35-40-15	15' liner .030-.035	.057	.136
45-40-15	KP45-40-15	15' liner .040-.045	.067	.136

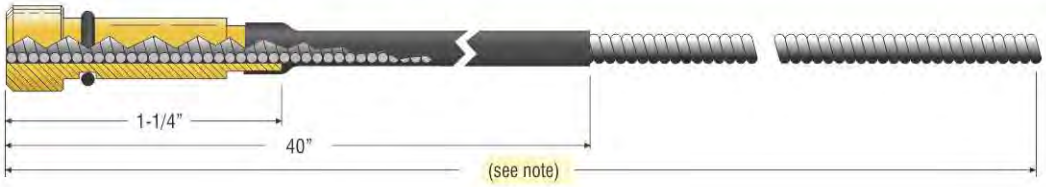

PROFAX NO.	LINCOLN®	DESCRIPTION	I.D.	O.D.
42-23-15	KP42-25-15	15' liner .023	.044	.125
42-3035-15	KP42-3035-15	15' liner .030-.035	.052	.156
42-4045-15	KP42-4045-15	15' liner .040-.045	.060	.156

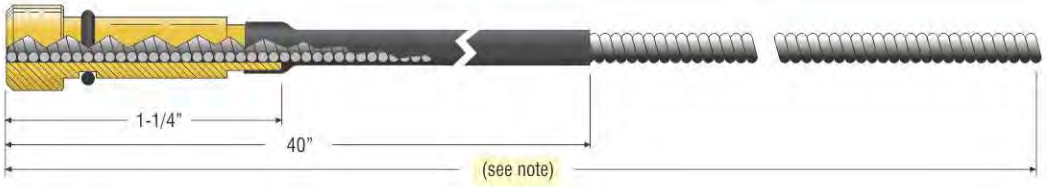

PROFAX NO.	LINCOLN®	DESCRIPTION	I.D.	O.D.
44-3545-15	KP44-3545-15	15' liner .035-.045"	.067	.187
44-116-15	KP44-116-15	15' liner .052-1/16"	.078	.187
44-564-15	KP44-564-15	15' liner 5/64"	.102	.187
44-3545-25	KP44-3545-25	25' liner .035-.045	.067	.187
44-116-25	KP44-116-25	25' liner 1/16"	.078	.187
44-564-25	KP44-564-25	25' liner 5/64"	.102	.187
44N-3545-15	KP44N-3545-15	15' liner .035-3/64" aluminum	.064	.187
44N-116-15	KP44N-116-15	15' liner 1/16" aluminum	.090	.187

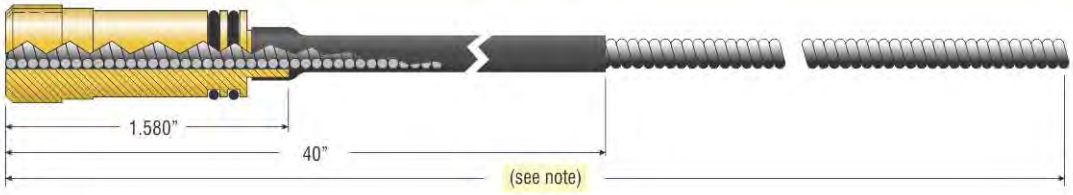

PROFAX NO.	LINCOLN®	DESCRIPTION	I.D.	O.D.
45-3545-15	KP45-3545-15	15' liner .035-.045	.067	.187
45-116-15	KP45-116-15	15' liner 1/16"	.078	.187
45H-332-15	KP45H-332-15	15' liner 5/64"-3/32"	.105	.237
45-3545-25	KP45-3545-25	25' liner .035-.045	.067	.187
45-116-25	KP45-116-25	25' liner 1/16"	.078	.187

(Used with Prince XL)

PROFAX NO.	LINCOLN®	DESCRIPTION
615-0007	KP2072-30	Conduit, 15', .030-1/16"
615-0008	KP2072-28	Conduit, 25', .030-1/16"
615-0068	KP2072-29	Conduit, 50', .030-1/16"

PROFAX is in no way affiliated with LINCOLN ELECTRIC. The parts advertised for sale are not genuine LINCOLN ELECTRIC parts, but are parts made for and by **PROFAX**. References to LINCOLN ELECTRIC machines, torches, and numbers are for your convenience only. We reserve the right to substitute genuine LINCOLN ELECTRIC parts in place of **PROFAX** parts.

Note: 15' wire conduit assembly (16'-0" o.a.l.)
25' wire conduit assembly (26'-0" o.a.l.)

12 VOLT/250 AMP CONTACTOR

PROFAX NO.	LINCOLN®	DESCRIPTION
6429	M15308-1 M15308-2 M15308-6	Contactor

A direct replacement for Lincoln® LN25 wire feeders.

NOTE: THIS IS THE CONTACTOR ONLY AND DOES NOT INCLUDE THE MOUNTING BRACKETS WHICH WERE FURNISHED BY THE EQUIPMENT MANUFACTURER IN THE ORIGINAL CONTACTOR KITS.

This is a direct replacement suitable for the Lincoln® **M15308-1, 2, & 6** contactor that is used in the M17586 and M15423 contactor kits for the LN25 voltage sensing wire feeder.

FIELD SERVICE KIT

PROFAX NO.	DESCRIPTION
6400CK	Service kit for rebuilding 6429 contactor

NOTE: This kit is for use on the AMETEK contactor

DRIVE ROLL KITS

Drive roll kits for LN25 & LN25 Pro see pages 208-209.

PRESSURE ARM AND IDLER BEARING

S16666-1

For LN-7, LN-7GMA, LN-742, LN-9GMA, LN-22, LN-23P, LN-25, & LT-7

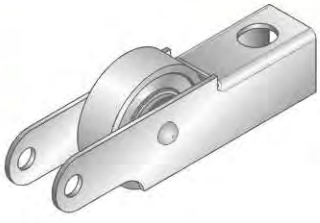

SPINDLE ADAPTER

PROFAX NO.	LINCOLN®	DESCRIPTION
PX K435	K435	Spindle adapter for 14 lb. coil

SENSOR LEAD

PROFAX NO.	LINCOLN®	DESCRIPTION
PX S17211-1	S17211-1	17' Sensor Lead
PX S17211-4	S17211-4	17' Sensor Lead

ADAPTER BUSHING FOR LN25 PRO

PROFAX NO.	LINCOLN®	DESCRIPTION
PX K1500-1	K1500-1	Adapter bushing

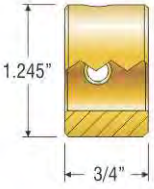

ADAPTER BUSHING FOR LN25 PRO

PROFAX NO.	LINCOLN®	DESCRIPTION
PX K1500-4	K1500-4	Adapter bushing

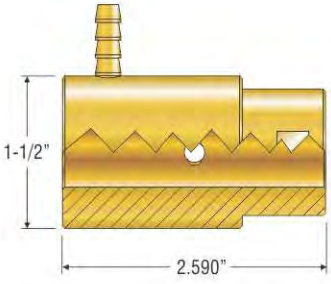

PROFAX is in no way affiliated with LINCOLN ELECTRIC. The parts advertised for sale are not genuine LINCOLN ELECTRIC parts, but are parts made for and by **PROFAX**. References to LINCOLN ELECTRIC machines, torches, and numbers are for your convenience only. We reserve the right to substitute genuine LINCOLN ELECTRIC parts in place of **PROFAX** parts.

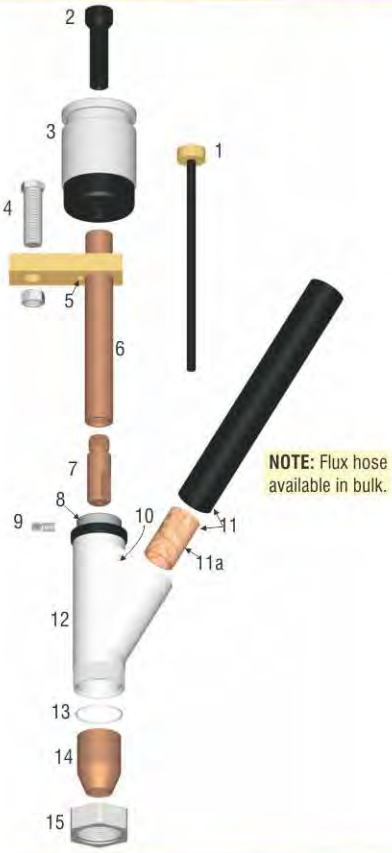

K231 Sub Arc Assembly

PROFAX NO.	LINCOLN®	DESCRIPTION
PX K231-1	K231-1	Sub arc nozzle assembly 3/32", 1/8", 5/32"
PX K231-1/16	K231-1/16	Sub arc nozzle assembly 1/16"
PX K231-5/64	K231-5/64	Sub arc nozzle assembly 5/64"
PX K231-3/32	K231-3/32	Sub arc nozzle assembly 3/32"
PX K231-1/8	K231-1/8	Sub arc nozzle assembly 1/8"
PX K231-5/32	K231-5/32	Sub arc nozzle assembly 5/32"
PX K231-3/16	K231-3/16	Sub arc nozzle assembly 3/16"
PX K231-7/32	K231-7/32	Sub arc nozzle assembly 7/32"

SPECIAL

K232 Assembly

For use with gas coverage on NA-3, NA-4, NA-5, and LT-7.

K232 Parts

NO.	PROFAX NO.	DESCRIPTION
1.	17SW	Shock Washer
2.	T9078-1	Thumb Screw
3.	G8249	Body Assembly
4.	T10574	Locking Ferrule
5.	S10147	Retaining Nut

K231 Parts Breakdown

NO.	PROFAX NO.	LINCOLN®	DESCRIPTION
1	PX S15106-3/32	S15106-3/32	Nozzle insert
2	PX T10570	T10570	Socket head screw
3	PX S10493-1	S10493-1	Nozzle insulator
4	PX 121312	121312	Hex head screw (1½") & nut (½"-13)
5	PX T9967-10	T9967-10	Nozzle body roll pin
6	PX S10157	S10157	Nozzle body
7	PX S10125	S10125	Contact tip (Specify wire size)
8	PX S10138	S10138	Flux cone plug (insulator)
9	PX T9078-1	T9078-1	Thumb screw
10	PX T9967-30	T9967-30	Flux cone roll pin
11	PX T13835	T13835	¾" x 7" flux hose w/fiber insulator
11a	PX T13835-IN	T13835-IN	Fiber insulator
12	PX M8249	M8249	Cone body assembly
13	PX T10574	T10574	Locking ferrule
14	PX T10575	T10575	Flux cone (KP2085-1)
15	PX S10147	S10147	Retaining nut

Sub Arc Extensions

PROFAX NO.	DESCRIPTION
1 Inch	Sub arc extension
1-1/2 Inch	Sub arc extension
2 Inch	Sub arc extension
2-1/2 Inch	Sub arc extension
3 Inch	Sub arc extension
3-1/2 Inch	Sub arc extension
4 Inch	Sub arc extension
5 Inch	Sub arc extension
6 Inch	Sub arc extension
7-1/2 Inch	Sub arc extension
9 Inch	Sub arc extension
12 Inch	Sub arc extension
18 Inch	Sub arc extension
24 Inch	Sub arc extension
36 Inch	Sub arc extension
48 Inch	Sub arc extension

Other lengths on request.

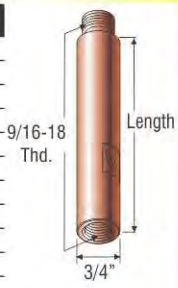

THE 6, 9, & 12 INCH EXTENSIONS ARE ALSO AVAILABLE WITH 30°, 45°, 60°, & 90° BEND

PROFAX is in no way affiliated with LINCOLN ELECTRIC. The parts advertised for sale are not genuine LINCOLN ELECTRIC parts, but are parts made for and by **PROFAX**. References to LINCOLN ELECTRIC machines, torches, and numbers are for your convenience only. We reserve the right to substitute genuine LINCOLN ELECTRIC parts in place of **PROFAX** parts.

CONTACT TIP

PROFAX NO.	LINCOLN®	WIRE SIZE	TIP I.D.
S10125-1/16		1/16”	.073
S10125-5/64		5/64”	.093
S10125-3/32	KP1962-3B1	3/32”	.110
S10125-7/64		7/64”	.125
S10125-1/8	KP1962-1B1	1/8”	.140
S10125-5/32	KP1962-4B1	5/32”	.171
S10125-3/16	KP1962-2B1	3/16”	.203
S10125-7/32	KP1962-5B1	7/32”	.234

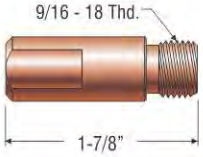

FLUX CONE

PROFAX NO.	LINCOLN®	DESCRIPTION
T10575	KP2085-1	Flux cone (Standard)
T10575-875		Flux cone (Special 7/8” I.D.)

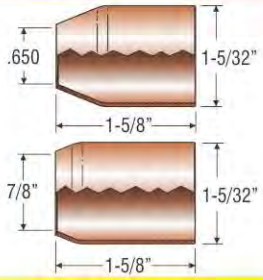

TIP ADAPTERS FOR K231

PROFAX NO.	LINCOLN®	DESCRIPTION
S13921	KP1992-1	Contact tip adapter (Used with T14050 series tips)

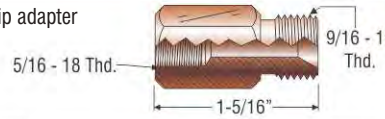

PROFAX NO.	LINCOLN®	WIRE SIZE	TIP I.D.
T14050-045		.045	.054
T14050-1/16	KP2100-2B1	1/16”	.078
T14050-5/64	KP2100-4B1	5/64”	.093
T14050-3/32	KP2100-3B1	3/32”	.108
T14050-7/64		7/64”	.125
T14050-1/8		1/8”	.138

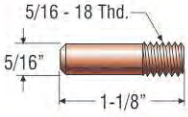

PROFAX NO.	DESCRIPTION
S8087-TA	Contact tip adapter (Used with S8087 series tips)

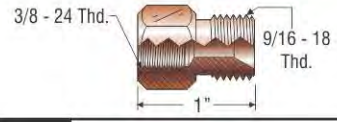

PROFAX NO.	LINCOLN®	WIRE SIZE	TIP I.D.
S8087-045		.045	.054
S8087-1/16		1/16”	.073
S8087-5/64	KP2082-2B1	5/64”	.093
S8087-3/32	KP2082-1B1	3/32”	.109
S8087-7/64		7/64”	.125
S8087-1/8		1/8”	.140
S8087-5/32		5/32”	.171

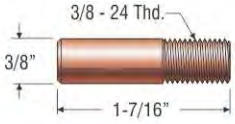

SPECIALS FOR DEEP GROOVE

S10125XL-1/16		1/16”	.073
S10125XL-5/64		5/64”	.093
S10125XL-3/32		3/32”	.110
S10125XL-7/64		7/64”	.125
S10125XL-1/8		1/8”	.140
S10125XL-5/32		5/32”	.171
S10125XL-3/16		3/16”	.203
S10125XL-7/32		7/32”	.234

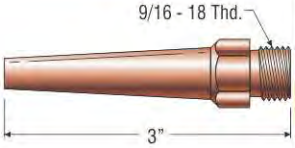

(Used with T10575XL)

PROFAX NO.	DESCRIPTION
T10575XL	Flux cone long

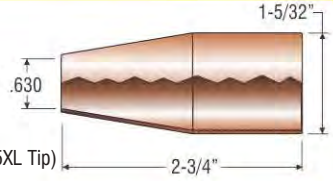

(Used with S10125XL Tip)

S10157

PROFAX NO.	O.A.L.	TYPE
S10157	5-3/8”	Standard
S10157-2.625	2-5/8”	Special
S10157-3	3”	Special
S10157-4	4”	Special

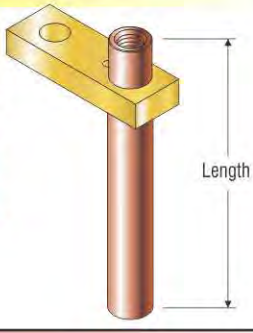

WIRE STRAIGHTENER

NEW

PROFAX NO.	DESCRIPTION
WS-LSA	Wire straightener with anti-wear guide and adapter for NA-3, NA-4, NA-5, and LT-7
WS-LSAQ	Wire straightener with quick connect for QCC conduits and adapter for NA-3, NA-4, NA-5, and LT-7

See page 109 for more information

WS-LSA WS-LSAQ

Twin Sub Arc Assembly



NO.	PROFAX	LINCOLN®	DESCRIPTION
1.	PX S13164	S13164	Nozzle body assembly
2.	PX M11609	M11609	Nozzle assembly
3.	PX KP2092-1	T12507-.045	Guide tube .045-.052
	PX KP2092-2	T12507-5/64	Guide tube 1/16”, 5/64”, & 3/32”
4.	PX KP1979-1	S14033-.045	Contact tip .045
	PX KP1979-2	S14033-.052	Contact tip .052
	PX KP1979-3	KP1979-3	Contact tip 1/16”
	PX S14033-5/64	S14033-5/64	Contact tip 5/64”
5.	PX TAS15954	TAS15954	Optional straight tip holder
6.	PX KP1988-1	S15954	Tip holder angled (standard)
7.	PX T14050-.045	T14050-.045	Contact tip .045
	PX T14050-.052	T14050-.052	Contact tip .052
	PX KP2100-2B1	KP2100-2B1	Contact tip 1/16”
	PX KP2100-4B1	KP2100-4B1	Contact tip 5/64”
	PX KP2100-3B1	KP2100-3B1	Contact tip 3/32”
8.	PX S13157	S13157	Nozzle collar

PROFAX is in no way affiliated with LINCOLN ELECTRIC. The parts advertised for sale are not genuine LINCOLN ELECTRIC parts, but are parts made for and by **PROFAX**. References to LINCOLN ELECTRIC machines, torches, and numbers are for your convenience only. We reserve the right to substitute genuine LINCOLN ELECTRIC parts in place of **PROFAX** parts.

TWO ROLL KITS FOR Power MIG 140C, 140T, 180C, 180T, 200, 215, 255, 255C,300, & 350MP, LN-15, LN-25 Pro, Power Feed 15M & LF-72

KIT CONSISTS OF TWO DRIVE ROLLS ONE GUIDE

2 ROLL KITS KIT P/N	WIRE SIZE	WIRE TYPE
PX KP1696-030S	.023-.030	Solid
PX KP1696-035S	.035	Solid
PX KP1696-045S	.040-.045	Solid
PX KP1696-052S	.052	Solid
PX KP1696-116S	1/16	Solid
PX KP1697-035C	.035	Cored
PX KP1697-045C	.045	Cored
PX KP1697-052C	.052	Cored
PX KP1697-116C	1/16	Cored
PX KP1697-068	.068-.072	Cored & Solid
PX KP1697-564	5/64	Cored & Solid
PX KP1697-332	3/32	Cored & Solid

FOUR ROLL KITS For LN-10, DH-10, STT-10, Power Feed 10, 10M, 10R, Power Feed 10 Dual, Power Feed 11, & LF-74

KIT CONSISTS OF FOUR DRIVE ROLLS ONE GUIDE

4 ROLL KITS KIT P/N	WIRE SIZE	WIRE TYPE
PX KP1505-030S	.023-.030	Solid
PX KP1505-035S	.035	Solid
PX KP1505-045S	.040-.045	Solid
PX KP1505-052S	.052	Solid
PX KP1505-116S	1/16"	Solid
PX KP1505-035C	.030-.035	Cored
PX KP1505-045C	.040-.045	Cored
PX KP1505-052C	.052	Cored
PX KP1505-116C	1/16"	Cored
PX KP1505-068	.068-.072	Cored & Solid
PX KP1505-564	5/64"	Cored & Solid
PX KP1505-332	3/32"	Cored & Solid
PX KP1505-764	7/64"	Cored & Solid
PX KP1505-120	.120	Cored & Solid

Drive Roll Kits for NA-3, NA-4 & NA-5 Sub-Arc Heads

PART NO.	DESCRIPTION	WIRE SIZE
PXKP1899-1	Drive roll kit	3/32" - 7/32"

PART NO.	DESCRIPTION	WIRE SIZE
PXKP1899-2	Drive roll kit	1/16", 5/64", & 3/32"

Individual drive rolls and guides for NA-3, NA-4 & NA-5 Sub-Arc Heads

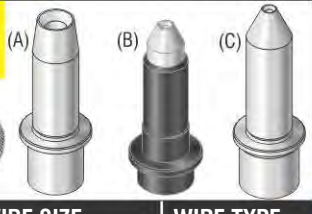

PART NO.	DESCRIPTION	WIRE SIZE	WIRE TYPE
PXKP1885-1	Drive roll (2 req.)	3/32" - 7/32"	Cored & Solid
PXKP1886-1	Drive roll (2 req.)	1/16", 5/64", & 3/32"	Cored & Solid
PXKP1963-1	Outlet guide (A)	3/32" - 7/32"	Cored & Solid
PXKP2097-2	Outlet guide (B)	1/16", 5/64", & 3/32"	Cored & Solid
PXKP2116-1	Inlet guide (C)	1/16", 5/64", & 3/32"	Cored & Solid
PXKP2116-2	Inlet guide (A)	3/32" - 7/32"	Cored & Solid

LT-7 Tractor Wire Drive Components

PART NO.	DESCRIPTION	WIRE SIZE	WIRE TYPE
PXKP2268-1	Drive roll (2 req)	.052" - 1/16"	Cored & Solid
PXKP2268-2	Drive roll (2 req)	.068" - 3/32"	Cored & Solid
PXKP2268-3	Drive roll (2 req)	3/32" - 3/16"	Cored & Solid
PXKP2268-4	Drive roll (2 req)	.045C - .052C	Cored & Solid
PXKP1984-1	Inlet guide (A)	.068 - 3/16"	Cored & Solid
PXKP1985-1	Outlet guide (C)	3/32" - 3/16"	Cored & Solid
PXKP1985-2	Outlet guide (B)	.068 - 3/32"	Cored & Solid
PXS16666-1	Pressure arm	All	All

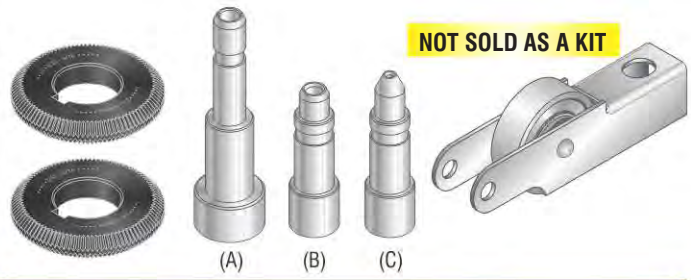

Pressure Arm for NA-3, NA-4 & NA-5 Sub-Arc Heads

PART NO.	DESCRIPTION
PXS12475	Pressure arm

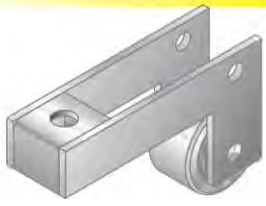

PROFAX is in no way affiliated with LINCOLN ELECTRIC. The parts advertised for sale are not genuine LINCOLN ELECTRIC parts, but are parts made for and by **PROFAX**. References to LINCOLN ELECTRIC machines, torches, and numbers are for your convenience only. We reserve the right to substitute genuine LINCOLN ELECTRIC parts in place of **PROFAX** parts.

PRESSURE ARM & IDLER BEARING

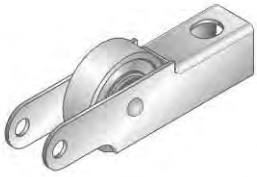

S16666-1
For LN-7, LN-7GMA, LN-742, LN-9GMA, LN-22, LN-23P, LN-25, & LT-7

TWO ROLL KITS FOR - LN-7 (K521), LN-7GMA (K440-2), LN-742 (K617-1), LN-742H (K617-2), *LN-9GMA (K424-1), *LN-9F GMA (K436), LN-22, LN-23P (K316L-1) & LN-25 (K428 & K449)

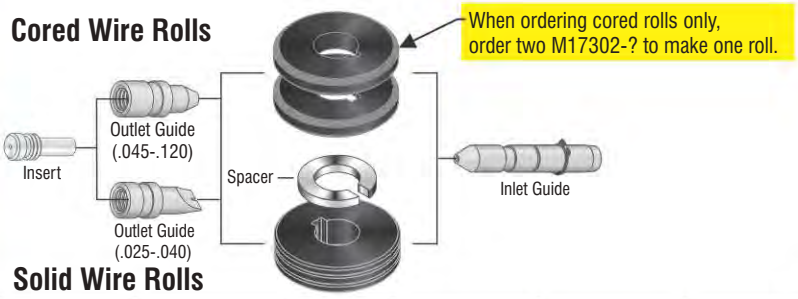

DRIVE ROLL KIT	Wire Size	Wire Type	Drive Roll	Spacer	Inlet Guide	Outlet Guide	Outlet Guide Insert
PXKP653-025S	023 & .025	Solid	PXM17301-025	PXT14984	PXKP2139-1	PXKP2125-1	PXKP2124-1
PXKP653-030S	.030	Solid	PXM17301-030	PXT14984	PXKP2139-1	PXKP2125-1	PXKP2124-1
PXKP653-035S	.035 & .040	Solid	PXM17301-035	PXT14984	PXKP2139-3	PXKP2125-1	PXKP2124-1
PXKP653-035C	.035C	Cored	PXM17302-035	-	PXKP2139-3	PXKP2125-1	PXKP2124-1
PXKP653-052S	.045 & .052	Solid	PXM17301-052	PXT14984	PXKP2139-3	PXKP1999-1	PXKP2124-3
PXKP653-052C	.045C & .052C	Cored	PXM17302-052	-	PXKP2139-3	PXKP1999-1	PXKP2124-3
PXKP653-116	.052 & 1/16	Cored & Solid	PXM17302-116	-	PXKP2139-5	PXKP2125-3	PXKP2124-5
PXKP653-332	.068 & 3/32	Cored & Solid	PXM17302-332	-	PXKP2139-8	PXKP2125-5	PXKP2124-8
PXKP653-120C	7/64 & .120	Cored	PXM17302-120	-	PXKP2139-7	PXKP2125-4	PXKP2124-7

FOUR ROLL KITS FOR - LN-7GMA (K567-2), LN-742 (K618-1), LN-742H (K618-2), *LN-9GMA (K568-2) & *LN-9F GMA (K583-2)

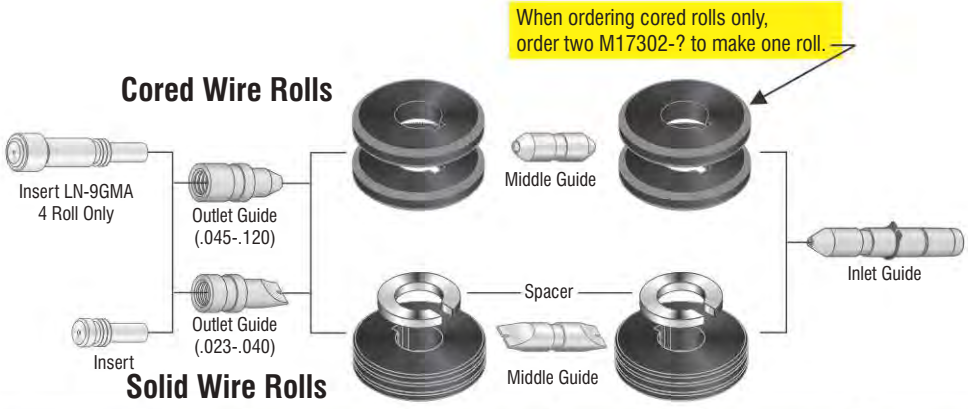

DRIVE ROLL KIT	Wire Size	Wire Type	Drive Roll	Spacer	Inlet Guide	Middle Guide	Outlet Guide	Outlet Guide Insert	Outlet Guide Insert LN-9GMA
PXKP655-025S	023 & .025	Solid	PXM17301-025	PXT14984	PXKP2139-1	PXKP2114-1	PXKP2125-1	PXKP2124-1	PXKP2124-2
PXKP655-030S	.030	Solid	PXM17301-030	PXT14984	PXKP2139-1	PXKP2114-1	PXKP2125-1	PXKP2124-1	PXKP2124-2
PXKP655-035S	.035 & .040	Solid	PXM17301-035	PXT14984	PXKP2139-3	PXKP2114-1	PXKP2125-1	PXKP2124-1	PXKP2124-2
PXKP655-035C	.035C	Cored	PXM17302-035	-	PXKP2139-3	PXKP2114-1	PXKP2125-1	PXKP2124-1	PXKP2124-2
PXKP655-052S	.045 & .052	Solid	PXM17301-052	PXT14984	PXKP2139-3	PXKP2114-2	PXKP1999-1	PXKP2124-3	PXKP2124-4
PXKP655-052C	.045C & .052C	Cored	PXM17302-052	-	PXKP2139-3	PXKP2114-2	PXKP1999-1	PXKP2124-3	PXKP2124-4
PXKP655-116	.052 & 1/16	Cored & Solid	PXM17302-116	-	PXKP2139-5	PXKP2114-3	PXKP2125-3	PXKP2124-5	PXKP2124-6
PXKP655-332	.068 & 3/32	Cored & Solid	PXM17302-332	-	PXKP2139-9	PXKP2114-5	PXKP2125-5	PXKP2124-8	PXKP2124-9
PXKP655-120C	7/64 & .120	Cored	PXM17302-120	-	PXT13467-120F	PXKP2114-4	PXKP2125-4	PXKP2124-7	PXKP2124-7

Notes:

1. ***CAUTION!** The above drive roll kits will fit the **NEWER** LN-9GMA and LN-9F GMA. **DO NOT** order these drive roll kits for the older LN-9 and LN-9F that have geared rolls.
2. The KP2124 long outlet guide insert is for the LN-9GMA and LN-9F GMA four roll feeders **only**.
3. Spacer (PXT14984) is only required on feeders with the old style T12341 **dowel pin keyed** drive roll retaining collar.

PROFAX is in no way affiliated with LINCOLN ELECTRIC. The parts advertised for sale are not genuine LINCOLN ELECTRIC parts, but are parts made for and by **PROFAX**. References to LINCOLN ELECTRIC machines, torches, and numbers are for your convenience only. We reserve the right to substitute genuine LINCOLN ELECTRIC parts in place of **PROFAX** parts.

METERS

(A)

(B)

(C)

(D)

PROFAX NO.	AMMETER	SIZE	STYLE	CURRENT	RANGE
PX M7980-2	M7980-2	4½"	D	DC	0-1500
PX M8455-1	M8455-1	4½"	D	AC	0-1500
PX M10485-5	M10485-5	3"	A	DC	0-800
PX M10485-6	or use M15539-1	3"	A	DC	0-400
PX M10485-7	M10485-7	3"	A	DC	0-1000
PX M10485-8	M10485-8	3"	A	DC	0-600
PX M10485-13	M10485-13	3"	A	DC	0-1300
PX M15539-1	M15539-1	3½"	C	DC	0-400
PX M15539-2	M15539-2	3½"	C	DC	0-600
PX M15539-3	M15539-3	3½"	C	DC	0-800

PROFAX NO.	VOLTMETER	SIZE	STYLE	CURRENT	RANGE
PX M7981-1	M7981-1	4½"	D	DC	0-60
PX M8456-1	M8456-1	4½"	D	AC	0-60
PX M10486-2	M10486-2	3"	A	DC	0-80
PX M10486-3	M10486-3	3"	A	DC	0-60
PX M10486-10	Use T15134				
PX M15538-2	M15538-2	3½"	C	DC	0-80
PX T15134	T15134	2½"	B	DC	0-40
PX M12002-2A	M12002-2A	2½"	B	DC	0-40

CONTACTORS

PROFAX NO.	LINCOLN®	DESCRIPTION
530-8026B	M12161-19	Contactor 3 pole 50 amp, 120VAC
530-8026B	M12161-59	Contactor 3 pole 50 amp, 120VAC



Used in
R3R-400

PROFAX NO.	LINCOLN®	DESCRIPTION
730-8025B	M12161-21	Contactor 3 pole 75 amp, 120VAC
730-8025B	M12161-61	Contactor 3 pole 75 amp, 120VAC



Used in
DC-400
R3R-500
CV-400

PROFAX NO.	LINCOLN®	DESCRIPTION
730-8029B	M12161-28	Contactor 3 pole 75 amp, 120VAC
730-8029B	M12161-68	Contactor 3 pole 75 amp, 120VAC



Used in
DC-600

PROFAX NO.	LINCOLN®	DESCRIPTION
533U20	M12161-27	Contactor 3 pole 50 amp, 120VAC
533U20	M12161-67	Contactor 3 pole 50 amp, 120VAC



Used in
SP-200

PROFAX is in no way affiliated with LINCOLN ELECTRIC. The parts advertised for sale are not genuine LINCOLN ELECTRIC parts, but are parts made for and by **PROFAX**. References to LINCOLN ELECTRIC machines, torches, and numbers are for your convenience only. We reserve the right to substitute genuine LINCOLN ELECTRIC parts in place of **PROFAX** parts.

Replacement Parts Suitable For:

Lincoln Electric®

PROFAX NO.	LINCOLN®	QTY	THICK	WIDTH	LENGTH	TYPE
PX T344	T344	8	5/8”	1-1/2”	1-3/4”	Generator
PX T2687	T2687	8	1/2”	1-1/2”	1-1/2”	Generator
PX T6085	T6085	8	5/8”	1-1/2”	1-3/4”	Generator
PX T12564	T12564-1	8	5/8”	1-1/2”	1-3/4”	Generator

PROFAX NO.	LINCOLN®	QTY	THICK	WIDTH	LENGTH	TYPE
PX T9570	T9570	8	13/16”	1-1/2”	1-13/16”	Generator
PX T14242	T14242	8	13/16”	1-1/2”	1-13/16”	Generator

PROFAX NO.	LINCOLN®	QTY	THICK	WIDTH	LENGTH	TYPE
PX T6968	T6968	12	3/8”	5/8”	1-1/4”	Exciter
PX T7554	T7554	12	1/2”	5/8”	1-1/4”	Exciter/Generator

Rheostats

PROFAX NO.	LINCOLN®	DESCRIPTION
PX M5090-C	M5090-C	64 Ohm rheostat
PX T10812-40	T10812-40	10K-1T-2W Potentiometer
PX T10812-122	T10812-122	10K-1T-2W Potentiometer

Fan Motor

PROFAX NO.	LINCOLN®	DESCRIPTION
PX M9983-6	M9983-6	Fan motor

Specifications:

- 1/4 HP
- 1645 RPM
- 110/115 Volt-60Hz
- 3.7 Amp

PROFAX NO.	LINCOLN®	DESCRIPTION
PX T14166-9	T14166-9	Stud assembly
PX M13900	M13900	Stud assembly

PROFAX NO.	LINCOLN®	DESCRIPTION
PX S11125-1	S11125-1	Stud assembly length 2-3/8”
PX T12084	T12084	Stud assembly length 2-3/4”

PROFAX NO.	LINCOLN®	DESCRIPTION	POLARITY	STUD SIZE
PX 037-305	M9661-32	150 amp 300 volt	Straight	3/8”
PX 037-306	M9661-32R	150 amp 300 volt	Reverse	3/8”

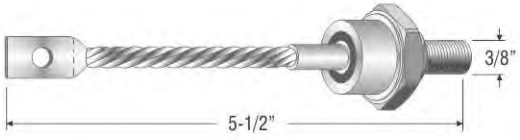

PROFAX NO.	LINCOLN®	DESCRIPTION
PX S11893-4	S11893-4	Decal 4” x 12”

PROFAX NO.	LINCOLN®	DESCRIPTION
DD-114		Diamond D brush seater

Lincoln®

PROFAX is in no way affiliated with LINCOLN ELECTRIC. The parts advertised for sale are not genuine LINCOLN ELECTRIC parts, but are parts made for and by **PROFAX**. References to LINCOLN ELECTRIC machines, torches, and numbers are for your convenience only. We reserve the right to substitute genuine LINCOLN ELECTRIC parts in place of **PROFAX** parts.

REMOTE CONTROLS

PROFAX

LHC

LHC-775 / LHC-857

LHCP-857-1

LHCP-857

Hand controls listed **DO NOT** have a contactor switch. Contactor control switches and special cord lengths are available upon request.
* No contactor switch available in LHCP model hand controls

REMOTE HAND CONTROL

PROFAX NO.	LINCOLN®	LENGTH	DESCRIPTION
LHC LHC-1 LHC-25 LHC-50 LHC-100	K-924 K-924-25 K-924-50 K-924-4	No Cord 1' 25' 50' 100'	**All Lincoln® equipment that uses the M5090C (64 ohm) rheostat.** SA200 GAS, SA250 GAS & DIESEL, SAE300, SAE350 DIESEL, SAE400 GAS & DIESEL,SAE500, CLASSIC® I, II, & III, Classic 300D, Pipe Liner 200D. **Does not have 115V receptacle.**
LHC-775 LHC-775-25 LHC-775-50 LHC-775-100	K-775 K-775-25 K-775-50 K-775-100	No Cord 25' 50' 100'	**All Lincoln® equipment that uses the 75 - 76 - 77 terminal strip remote control connections.** AC1200, DC400, DC600, DC1000, DC1500, R3R-300, 400 & 500.
	To add a contactor switch place an "S" at the end of the part number eg. LHC-775-25S		
LHC-857 LHC-857-1 LHC-857-25 LHC-857-50 LHC-857-100	 K-857 K-857-1	No Cord 1' 25' 50' 100'	**All Lincoln® equipment that uses 6 pin remote control receptacle.** CV305, CV400, FLEXTEC450, FLEXTEC650, INVERTEC™ V205T, V275S, V310T, V350PRO, V450PRO, IDEALARC R3R-400, 500, DC400, DC600, DC1000, DC1500, AC1200, POWERMIG350MP, PRECISION TIG 225, 275, 375, MULTIWELD 350, RANGER™ 250, 250GXT, 305, 305G & D, VANTAGE 300, 400, 500, POWERWAVE 355
LHCP-857-1* LHCP-857-25 LHCP-857-50 LHCP-857-100	(*Requires cord) K2627-2	 25' 50' 100'	
	To add a contactor switch place an "S" at the end of the part number eg. LHC-857-25S ***Note:** No contactor switch available on LHCP model hand controls.		

ADAPTER

PROFAX NO.	LINCOLN®	DESC.	APPLICATION
9307	-	5 pin to 6 socket	Used to adapt the 5 socket receptacle to 6 socket on TIG 300 /300's code 6001 and codes 7000 through 8875. Allows connection of the Lincoln K857 hand control or the K870 & *"PROFAX"* LFC-870 foot controls.
PX K876	K876	14 pin to 6 socket	Used to adapt the 14 socket receptacle to 6 socket for remote control connection to the Lincoln K857 hand control or the K870 and *"PROFAX"* LFC-870 foot controls. **Used For Remote Control Operation Only - DO NOT USE to adapt Wire Feeders** Lincoln R3R-300, 400 & 500 codes 9534 and above and DC-400 codes 9800 and above.
PX K843	K843	Terminals to 6 skt	Used to adapt the terminal strip remote control connection to 6 socket. Allows connection of the Lincoln K857 hand control or K870 and *"PROFAX"* LFC-870 foot controls.
PX K864	K864	14 pin to 6/14 skt	"Y" connection - Used to adapt the Lincoln or *"PROFAX"* K857 remote control along with a wire feeder to the 14 socket receptacle of a Lincoln CV or CC/CV power source.

K857/LHC-857 EXTENSION CORDS

9315		25' extension cord
9316		50' extension cord
9317		75' extension cord
9318		100' extension cord

LHCP-857-1 EXTENSION CORDS

LHCP-857-C-25		25' extension cord (for LHCP-857-1 only)
LHCP-857-C-50		50' extension cord (for LHCP-857-1 only)
LHCP-857-C-100		100' extension cord (for LHCP-857-1 only)

PROFAX NO.	LINCOLN®	DESCRIPTION
LHC-K		Knob for LHC
MHC-K		Knob for LHCP
PX 7222		Potentiometer nut for LHCP
PX 9028		Potentiometer for LHCP
PX 9226		10K potentiometer for LHC-775 & LHC-857
PX 9327		Potentiometer tension nut
PX 9814		Knob for LHC-775 and LHC-857
PX S7583-1	S7583-1	3 prong twist lock plug for LHC
PX S21006	S21006	4 prong twist lock plug for LHC
PX S12020-27	S12020-27	6 pin plug for LHC-857

PROFAX is in no way affiliated with LINCOLN ELECTRIC. The parts advertised for sale are not genuine LINCOLN ELECTRIC parts, but are parts made for and by **PROFAX**. References to LINCOLN ELECTRIC machines, torches, and numbers are for your convenience only. We reserve the right to substitute genuine LINCOLN ELECTRIC parts in place of **PROFAX** parts.

REMOTE FINGERTIP CONTROL

Operates contactor and controls output.

PROFAX	DESCRIPTION
LFTC-6	Fingertip control with 27' cord and 6 pin plug compatible with Precision Tig, Squarewave Tig & Invertec™ only
LFTC-6-52	Fingertip control with 52' cord and 6 pin plug compatible with Precision Tig, Squarewave Tig & Invertec™ only
	(special cord lengths available up to 100')

FTC EXTENSION CORDS

LFTC-6

PROFAX	DESCRIPTION
9680	25' extension cord
9681	50' extension cord
9682	75' extension cord
9683	100' extension cord

REMOTE FOOT CONTROL

ALL METAL CONSTRUCTION

Operates contactor and controls output.

PROFAX	LINCOLN®	DESCRIPTION	COMPATIBLE EQUIPMENT
LFC-870	K-870	Foot control w/25' cord & 6 pin plug.	Direct Connects to: R3R 400 & 500 (Codes 9534 and Above) Squarewave Tig 175, 255, 275, 300, 350 & 355, 175 Pro DC400, 600, Tig 250/250 (All), Tig 300/300 (Codes 8875 and Above) DC Tig Starter (K900-1), Tig Module (K930-1) Invertec™ V160-T, V311-T, V275-S, V350 Pro, V205T, V310T, V450 Pro, Precision Tig 225, 275, & 375.
PXK843	K843	Adapter	Terminal strip to 6 socket receptacle.
PXK864	K864	Adapter	14 pin plug to 6 socket receptacle & 14 socket receptacle.
9307		Adapter	5 pin plug to 6 socket receptacle.
PXK876	K876	Adapter	14 pin plug to 6 socket receptacle.
9315		25' ext. cord	
9316		50' ext. cord	Used to extend the LFC-870 foot control.
9317		75' ext. cord	
9318		100' ext. cord	
PXS12020-27	S12020-27	6 pin plug	

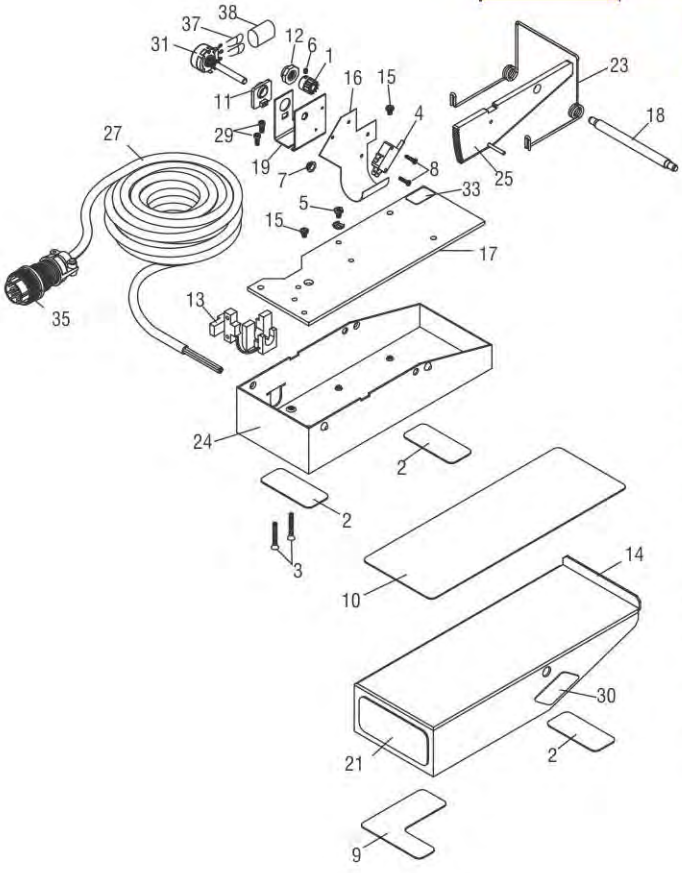

PARTS LIST FOR LFC-870

NO.	P/N	DESCRIPTION	LFC-870	NO.	P/N	DESCRIPTION	LFC-870
1	9340	Pinion gear	1	17	9356	Inner plate	1
2	9341	Rubber base pad	3	18	9357	Pivot rod assembly	1
3	9342	#8-10 x 1.250 Screw	2	19	9358	Potentiometer bracket	1
4	9343	Micro switch	1	21	9360	Nameplate LFC-870	1
5	9344	#8-32 x .281 Screw	1	23	9361	Spring	1
6	9345	#6-32 x .1875 Screw	1	24	9362	Base	1
7	9346	Nylon bearing	1	25	9363	Spur gear leaver	1
8	9347	#4-40 x .500 Screw	2	27	9365	25' cord with 6 pin plug	1
9	9348	Rubber bumper pad	1	29	9366	#8-32 x .375 Screw	2
10	9349	Rubber foot pad	1	30	9367	Warning label	1
11	9350	Mount bracket	1	31	9368	Potentiometer 10K,1T,2W	1
12	9351	Spacer nut	1	33	9370	Warning label	1
13	9352	Cable clamp	1	35	9219	Lincoln® 6 pin plug only	1
14	9353	Top cover	1	37	9371	Capacitor 4700VF, 3KV	2
15	9354	#8-32 x .250 Screw	2	38	9372	1-3/4 Heat shrink tubing	1
16	9355	Insulation	1				

Tig arc start switch assemblies for Lincoln® see page 152

PROFAX is in no way affiliated with LINCOLN ELECTRIC. The parts advertised for sale are not genuine LINCOLN ELECTRIC parts, but are parts made for and by **PROFAX**. References to LINCOLN ELECTRIC machines, torches, and numbers are for your convenience only. We reserve the right to substitute genuine LINCOLN ELECTRIC parts in place of **PROFAX** parts.

INTERCONNECTING CORDS

An interconnecting cord connects one piece of equipment to another. The connectors will not mate to each other.



PROFAX NO.	LINCOLN®	DESCRIPTION	APPLICATION
PX M17291-1-10	M17291-1-10	10' Terminals to 6 skt.	Used to interconnect a Lincoln® CV or CC/CV power source with terminal strip wire feeder connection to an LN-7 or LN-7GMA.
PX M17291-1-25	M17291-1-25	25' Terminals to 6 skt.	
PX M17291-1-50	M17291-1-50	50' Terminals to 6 skt.	
PX M17291-1-75	M17291-1-75	75' Terminals to 6 skt.	
PX M17291-1-100	M17291-1-100	100' Terminals to 6 skt.	

PROFAX NO.	LINCOLN®	DESCRIPTION	APPLICATION
PX M17291-2-10	K1818-10	10' 14 pin to 6 skt.	Used to interconnect a Lincoln® CV or CC/CV power source with 14 socket wire feeder connection to an LN-7 or LN-7GMA.
PX M17291-2-25	K1818-25	25' 14 pin to 6 skt.	
PX M17291-2-50	K1818-50	50' 14 pin to 6 skt.	
PX M17291-2-75	K1818-75	75' 14 pin to 6 skt.	
PX M17291-2-100	K1818-100	100' 14 pin to 6 skt.	
PX M17291-4-10	K1820-10	10' 14 pin to 9 skt.	Used to interconnect a Lincoln® CV or CC/CV power source w/14 socket wire feeder connection to an LN-8, LN-9, LN-9GMA, LT-7, LT-56, NA-3, NA-4 & NA-5.
PX M17291-4-25	K1822-25	25' 14 pin to 9 skt.	
PX M17291-4-50		50' 14 pin to 9 skt.	
PX M17291-4-75		75' 14 pin to 9 skt.	
PX M17291-4-100		100' 14 pin to 9 skt.	
9531-10		10' 14 pin to 14 skt.	Used to interconnect the Lincoln® CV or CC/CV power source with 14 socket receptacle to the LF72/74 wire feeder control cord.
9531-25		25' 14 pin to 14 skt.	
9531-50		50' 14 pin to 14 skt.	
9531-75		75' 14 pin to 14 skt.	
9531-100		100' 14 pin to 14 skt.	
PX K1501-10	K1501-10	10' 14 pin to 9 skt.	Used to interconnect Lincoln® CV or CC/CV power source with 14 socket receptacle to an LN-10 or DH-10.
PX K1501-25	K1501-25	25' 14 pin to 9 skt.	
PX K1501-50	K1501-50	50' 14 pin to 9 skt.	
PX K1501-75	K1501-75	75' 14 pin to 9 skt.	
PX K1501-100	K1501-100	100' 14 pin to 9 skt.	

PROFAX NO.	LINCOLN®	DESCRIPTION	APPLICATION
PX K1819-10	K1819-10	10' 14 pin to 8 skt.	Used to interconnect Lincoln® CV or CC/CV power source with 14 socket receptacle to an LN-742 or LN-15.
PX K1819-25		25' 14 pin to 8 skt.	
PX K1819-50		50' 14 pin to 8 skt.	
PX K1819-75		75' 14 pin to 8 skt.	
PX K1819-100		100' 14 pin to 8 skt.	

PROFAX NO.	LINCOLN®	DESCRIPTION	APPLICATION
PX M17291-3-10	M17291-3-10	10' Terminals to 9 skt.	Used to interconnect a Lincoln® CV or CC/CV power source with terminal strip wire feeder connection to an LN-8, LN-9, LN-9GMA, LT-7, LT-56, NA-3, NA-4 & NA-5.
PX M17291-3-25	M17291-3-25	25' Terminals to 9 skt.	
PX M17291-3-50	M17291-3-50	50' Terminals to 9 skt.	
PX M17291-3-75	M17291-3-75	75' Terminals to 9 skt.	
PX M17291-3-100	M17291-3-100	100' Terminals to 9 skt.	

PROFAX is in no way affiliated with LINCOLN ELECTRIC. The parts advertised for sale are not genuine LINCOLN ELECTRIC parts, but are parts made for and by **PROFAX**. References to LINCOLN ELECTRIC machines, torches, and numbers are for your convenience only. We reserve the right to substitute genuine LINCOLN ELECTRIC parts in place of **PROFAX** parts.

INTERCONNECTING CORDS

An interconnecting cord connects one piece of equipment to another. The connectors will not mate to each other.

PROFAX NO.	LINCOLN®	DESCRIPTION	APPLICATION
PX K1543-10		10' 5 pin to 5 skt.	Control cable for Powerwave® to Power Feed™ systems. ArcLink®
PX K1543-25	K1543-25	25' 5 pin to 5 skt.	
PX K1543-50	K1543-50	50' 5 pin to 5 skt.	
PX K1543-100	K1543-100	100' 5 pin to 5 skt.	



PROFAX NO.	LINCOLN®	DESCRIPTION	APPLICATION
PX K2683-10		10' 5 pin to 5 skt.	Heavy Duty control cable for Powerwave® to Power Feed™ systems. ArcLink®
PX K2683-25	K2683-25	25' 5 pin to 5 skt.	
PX K2683-50	K2683-50	50' 5 pin to 5 skt.	
PX K2683-100	K2683-100	100' 5 pin to 5 skt.	

PRIMARY POWER ADAPTER CORD & EXTENSION CORDS

POWER CORD ADAPTER

PROFAX NO.	LINCOLN®	DESCRIPTION	APPLICATION
PX 300 517	K1816-1	250V/40A NEMA 14-50P to NEMA 6-50R Adaptor Cord	Full KVA adapter cord for receptacle on engine driven welders.

PRIMARY POWER EXTENSION CORDS

PROFAX NO.	LINCOLN®	DESCRIPTION	APPLICATION
PX 250V-25		25' NEMA 6-50 Ext. Cord	8/3 250V-40A 25 foot extension
PX 250V-50		50' NEMA 6-50 Ext. Cord	8/3 250V-40A 50 foot extension

PROFAX is in no way affiliated with LINCOLN ELECTRIC. The parts advertised for sale are not genuine LINCOLN ELECTRIC parts, but are parts made for and by **PROFAX**. References to LINCOLN ELECTRIC machines, torches, and numbers are for your convenience only. We reserve the right to substitute genuine LINCOLN ELECTRIC parts in place of **PROFAX** parts.

ADAPTER CORDS

An adapter cord connects equipment or cords that do not have direct connection to each other. The connectors will not mate to each other.

PROFAX NO.	LINCOLN®	DESCRIPTION	APPLICATION
PX K843	K843	Terminals to 6 socket	Used to adapt the terminal strip remote control connection to 6 socket. Allows connection of the Lincoln® K857 hand control or K870 and *"PROFAX"* LFC-870 foot controls.

PROFAX NO.	LINCOLN®	DESCRIPTION	APPLICATION
9307	-	5 pin to 6 socket	Used to adapt the 5 socket receptacle to 6 socket on TIG 300 /300's code 6001 and codes 7000 through 8875. Allows connection of the Lincoln® K857 hand control or the K870 & *"PROFAX"* LFC-870 foot controls.
PX K876	K876	14 pin to 6 socket	Used to adapt the 14 socket receptacle to 6 socket for remote control connection to the Lincoln® K857 hand control or the K870 and *"PROFAX"* LFC-870 foot controls. **Used For Remote Control Operation Only - DO NOT USE to adapt Wire Feeders** Lincoln® R3R-300, 400 & 500 codes 9534 and above and DC-400 codes 9800 and above.

PROFAX NO.	LINCOLN®	DESCRIPTION	APPLICATION
PX K867	K867	14 pin to Terminals	Universal adapter-Brings all pin connections used from the 14 socket receptacle out to terminal connections for hookup.

PROFAX NO.	LINCOLN®	DESCRIPTION	APPLICATION
PX K1798	K1798	Terminals to 14 skt.	To convert machines with terminal strips to use extensions with 14 pin plug and 14 skt. receptacle.

PROFAX NO.	LINCOLN®	DESCRIPTION	APPLICATION
PX K864	K864	14 pin to 6 skt & 14 skt	"Y" connection - Used to adapt the Lincoln® or *"PROFAX"* K857 remote control along with a wire feeder to the 14 socket receptacle of a Lincoln® CV or CC/CV power source.

PROFAX is in no way affiliated with LINCOLN ELECTRIC. The parts advertised for sale are not genuine LINCOLN ELECTRIC parts, but are parts made for and by **PROFAX**. References to LINCOLN ELECTRIC machines, torches, and numbers are for your convenience only. We reserve the right to substitute genuine LINCOLN ELECTRIC parts in place of **PROFAX** parts.

EXTENSION CORDS

An extension cord extends the distance between equipment, allowing the equipment to be used at a further distance from the power source. The connectors will mate to each other.

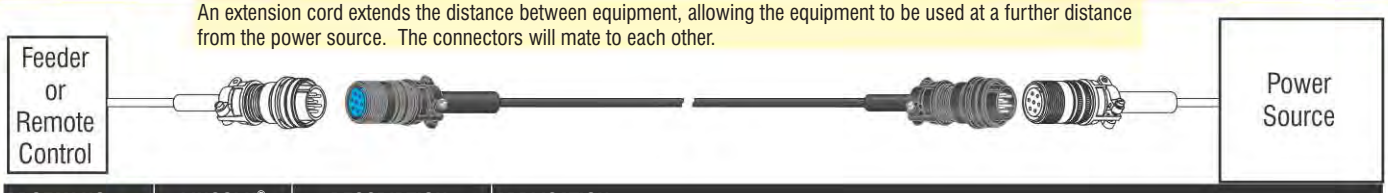

PROFAX NO.	LINCOLN®	DESCRIPTION		APPLICATION
9315	—	25'	6 pin to 6 skt.	Extends the K857 and K870 or the *"PROFAX"* PXK857 and LFC-870 remote controls
9316	—	50'	6 pin to 6 skt.	
9317	—	75'	6 pin to 6 skt.	
9318	—	100'	6 pin to 6 skt.	
9516	—	25'	6 skt. to 6 pin	Extends the LN-7 and LN-7GMA between the feeder and the power source.
9517	—	50'	6 skt. to 6 pin	
9518	—	75'	6 skt. to 6 pin	
9519	—	100'	6 skt. to 6 pin	
9520	—	25'	9 skt. to 9 pin	Extends the LN-8, LN-9, LN-9GMA & NA-5R between the feeder and the power source.
9521	—	50'	9 skt. to 9 pin	
9522	—	75'	9 skt. to 9 pin	
9523	—	100'	9 skt. to 9 pin	
9524	K1797-25	25'	14 pin to 14 skt.	Extends between the 14 socket receptacle on the power source and the wire feeder.
9525	K1797-50	50'	14 pin to 14 skt.	
9526	—	75'	14 pin to 14 skt.	
9527	K1797-100	100'	14 pin to 14 skt.	

PLUGS AND CONNECTORS

PLUGS with Pins

RECEPTACLES with Sockets

AMP and Amphenol plugs have an internally threaded collar which spins freely around the end of the plug. The internal threads of the collar mate with the external threads of a receptacle. To mate, the plug must have pins or sockets opposite of the same size mating receptacle.

PROFAX NO.	LINCOLN®	DESCRIPTION	ITEM
PXS12020-3	S12020-3	4 Pin plug (NA3,4,5)	B
PXS12020-6	S12020-6	5 Pin trigger plug (LN-7,8,9,25, SP200) (Can also use S19757)	B
PXS12020-15	S12020-15	5 Pin plug (Old Tig 300/300)	B
PXS12020-16	S12020-16	3 Pin plug (NA3,4,5)	B
PXS12020-17	S12020-17	4 Pin plug (NA-5)	B
PXS12020-27	S12020-27	6 Pin plug (K857/Tig)	B
PXS12020-32	S12020-32	14 Pin plug (CV power sources)	B
PXS12020-59	S12020-59	Use S12020-32	
PXS12020-60	S12020-60	5 Pin plug (X clocked)	B
PXS18656	S18656	4 Pin trigger plug (Wirematic)	A
PXS19757	S19757	2 Pin trigger plug (LN-7,8,9,25, SP200)	C

PROFAX NO.	LINCOLN®	DESCRIPTION	ITEM
PXS12021-3	S12021-3	5 Socket panel (LN7,8,9,25, SP200)	E
PXS12021-11	S12021-11	4 Socket panel (NA-3,4,5)	E
PXS12021-16	S12021-16	5 Socket panel (NA-3,4)	E
PXS12021-17	S12021-17	3 Socket panel (NA-3,4,5)	E
PXS12021-18	S12021-18	4 Socket panel (NA-5)	E
PXS12021-32	S12021-32	6 Socket panel (NA-5, New Tig)	E
PXS12021-40	S12021-40	14 Socket panel (CV power sources)	E
PXS12021-64	S12021-64	Use S12021-17	
PXS12021-65	S12021-65	Use S12021-18	
PXS12021-66	S12021-66	Use S12021-3	
PXS12021-68	S12021-68	Use S12021-32	
PXS12021-70	S12021-70	Use S12021-40	
PXS12023-8	S12023-8	3 Socket receptacle (Mates to S12020-16)	D
PXS12023-9	S12023-9	5 Socket receptacle (Mates to S12020-15)	D
PXS12023-10	S12023-10	4 Socket receptacle (Mates to S12020-17)	D
PXS12023-12	S12023-12	6 Socket receptacle (Mates to S12020-27)	D
PXS12023-13	S12023-13	4 Socket receptacle (Mates to S12020-3)	D
PXS12023-15	S12023-15	14 Socket receptacle (Mates to S12020-32)	D
PXS12023-19	S12023-19	5 Socket receptacle	D

Amphenol

PLUGS with Sockets

Amphenol

RECEPTACLES with Pins

Amphenol receptacles have external threads that mate to the internal threads of the free spinning collar of the plug. To mate, the receptacle must have pins or sockets opposite of the same size mating plug.

PROFAX NO.	LINCOLN®	DESCRIPTION	ITEM
PXS12020-8	S12020-8	9 Socket plug (LN-8,9,NA3,4,5)	F
PXS12020-26	S12020-26	6 Socket plug (LN-7)	F

PROFAX NO.	LINCOLN®	DESCRIPTION	ITEM
PXS12021-12	S12021-12	9 Pin panel (LN-8,9, NA-3,4,5)	H
PXS12021-31	S12021-31	6 Pin panel (LN-7)	H
PXS12021-67	S12021-67	Use S12021-31	
PXS12023-2	S12023-2	9 Pin receptacle (Mates to S12020-8)	G
PXS12023-11	S12023-11	6 Pin receptacle (Mates to S12020-26)	G

TWISTLOCK PLUG

PROFAX NO.	LINCOLN®	DESCRIPTION
PXS21006	S21006	4 Prong male plug (LHC)
PXS7583-1	S7583-1	3 Prong male plug (LHC)

TWISTLOCK RECEPTACLE

PROFAX NO.	LINCOLN®	DESCRIPTION
9429	-	3 Prong receptacle (Mates to S7583-1)
9431	-	4 Prong receptacle (Mates to S21006)

PROFAX is in no way affiliated with LINCOLN ELECTRIC. The parts advertised for sale are not genuine LINCOLN ELECTRIC parts, but are parts made for and by **PROFAX**. References to LINCOLN ELECTRIC machines, torches, and numbers are for your convenience only. We reserve the right to substitute genuine LINCOLN ELECTRIC parts in place of **PROFAX** parts.

Miller Electric Mfg. Co.®

PROFAX NO.	MILLER®	WIRE SIZE	TIP I.D.
PX 186406	186406	.035	.044
PX 186419	186419	.030	.038

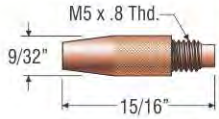

(For the Spoolmate 185)

PROFAX NO.	MILLER®	WIRE SIZE	TIP I.D.
PX 000067	000067	.030	.038
PX 000068	000068	.035	.044
PX 000069	000069	.045	.054
PX 044392	044392	.052	.064
PX 087299	087299	.023-.025	.031
PX 172024	172024	1/16"	.073
PX 172025	172025	5/64"	.090
PX 172034	172034	3/64"	.059

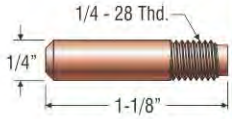

(For the GA-21C & CM, GA-40C, GA-40CAL, M15, M25, & M40)

PROFAX NO.	MILLER®	WIRE SIZE	TIP I.D.
PX 054201	054201	.045	.054
PX 054202	054202	.035	.044
PX 071825	071825	.030	.038
PX 087300	087300	.023-.025	.031

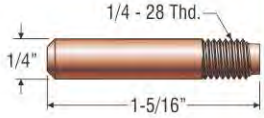

(For the GA-17C, GA-21C & CM, GA-20C, GA-40C, GA-40CAL, GA-50C1, GA-50P, GA-40GL, & GA-50GL guns)

PROFAX NO.	MILLER®	WIRE SIZE	TIP I.D.
PX176793	176793	.035	.044
PX176794	176794	.045	.054
PX176797	176797	.030	.038

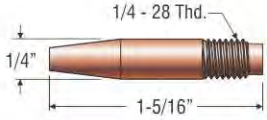

(For the M15, M25, & M40 gun)

PROFAX NO.	MILLER®	WIRE SIZE	TIP I.D.
PX135044	135044	.035 S	.044
PX135424	135424	.047 A	.059
PX135425	135425	.062 A	.078
PX135426	135426	.062 S	.073
PX135427	135427	.030 S	.035
PX135428	135428	.030 A	.040
PX135429	135429	.045 S	.054
PX135430	135430	.035 A	.050
PX136171	136171	.025 S	.031
PX147314	147314	.035 S	.040

A = Aluminum
S = Steel

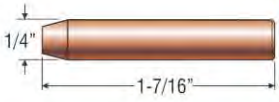

(Used with XR™ & Spoolmatic 30A)

PROFAX NO.	MILLER®	WIRE SIZE	TIP I.D.
PX050104	050104	3/64"	.078
PX050105	050105	1/16"	.109
PX119349	119349	Use 14337	.044
PX143371	143371	.030-.035	.044

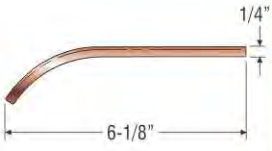

PROFAX NO.	MILLER®	WIRE SIZE	TIP I.D.
PX 148155	148155	.030-.035	.054
PX 148154	148154	3/64"	.078
PX 148156	148156	1/16"	.109

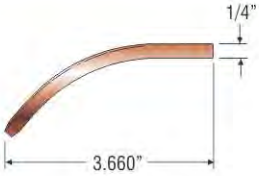

PROFAX NO.	MILLER®	WIRE SIZE	TIP I.D.
PX 050637	050637	1/16"	.078
PX 050638	050638	.030	.040
PX 094259	094259	.035	.054
PX 094260	094260	3/64"	.064

PROFAX NO.	MILLER®	WIRE SIZE	TIP I.D.
PX 005432	005432	Curved Nozzle	

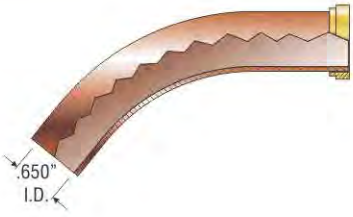

PROFAX NO.	MILLER®	WIRE SIZE	TIP I.D.
PX 050115	050115	Nozzle 1/2"	
PX 050622	050622	Nozzle 5/8"	
PX 050116	050116	Nozzle 13/16"	

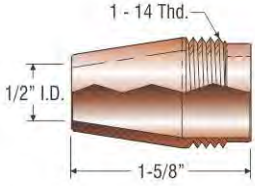

PROFAX NO.	MILLER®	WIRE SIZE	TIP I.D.
PX 186405	186405	Nozzle 1/2"	

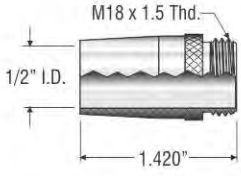

(Used with Spoolmate 185)

PROFAX NO.	MILLER®	WIRE SIZE	TIP I.D.
PX 128535	128535	Nozzle 9/16"	

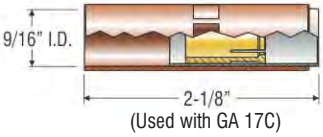

(Used with GA 17C)

PROFAX NO.	MILLER®	WIRE SIZE	TIP I.D.
PX 149146	149146	Nozzle 5/8"	
PX 049929	049929	Nozzle 5/8" x 2-1/16"	

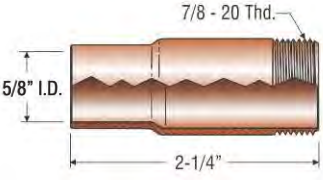

(Used with GA-21C & CM)

PROFAX is in no way affiliated with MILLER ELECTRIC MFG. CO. The parts advertised for sale are not genuine MILLER ELECTRIC MFG. CO. parts, but are parts made for and by **PROFAX**. References to MILLER ELECTRIC MFG. CO. machines, torches, and numbers are for your convenience only. We reserve the right to substitute genuine MILLER ELECTRIC MFG. CO. parts in place of **PROFAX** parts.

PROFAX NO.	MILLER®	DESCRIPTION
PX 169715-38	169715-38	Nozzle 3/8" tapered (Special made by ***PROFAX***-not offered by O.E.M.)
PX 169715	169715	Brass nozzle 1/2", flush
PX 169724	169724	Nozzle 1/2", 1/8" recessed
PX 169725	169725	Nozzle 5/8", 1/8" recessed
PX 169726	169726	Nozzle 5/8", flush
PX 169727	169727	Nozzle 5/8", 1/8" stickout
PX 176243	176243	Nozzle 3/8" tapered copper
PX 178386	178386	Nozzle 11/32" tapered copper 1/8" recessed
PX 200258	200258	Nozzle 1/2", Flush

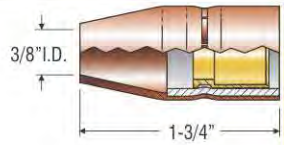

(Used with M15)

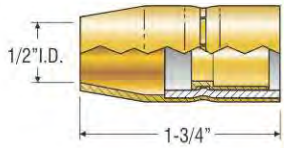

(Used with M15)

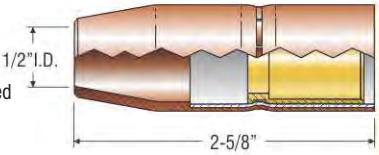

(Used with M25 & M40)

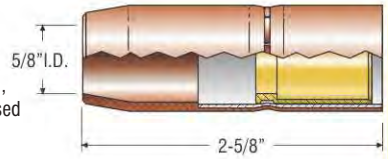

(Used with M25 & M40)

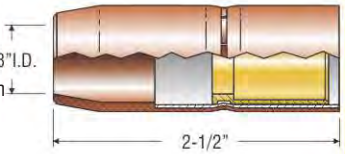

(Used with M25 & M40)

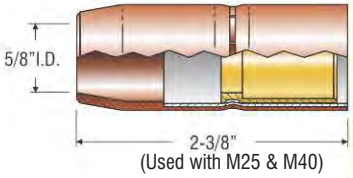

(Used with M25 & M40)

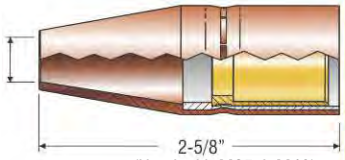

(Used with M25 & M40)

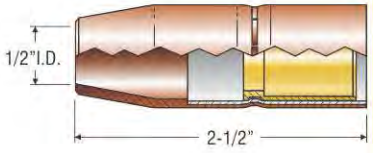

(Used with M25 & M40)

PROFAX NO.	MILLER®	DESCRIPTION
PX 169717	169717	Shock washer (Used with M15)
PX 169730	169730	Shock washer (Used with M25 & M40)
PX 118267	118267	Tip adapter .023-.035
PX 146425	146425	Tip adapter .030-.045
PX 146426	146426	Tip adapter .023-.025
PX 169716	169716	Tip adapter
PX 170470	170470	Retaining ring
PX 169728	169728	Tip adapter
PX 169729	169729	Nozzle adapter
PX 170467	170467	Retaining ring
PX 170468	170468	O-ring

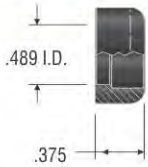

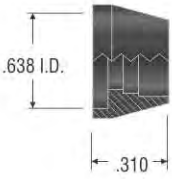

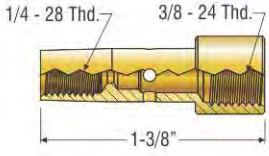

(Used with GA-17C)

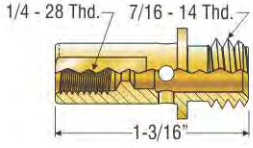

(Used with GA 21C & CM & GA 20C)

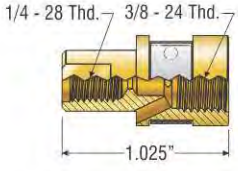

(Used with M15)

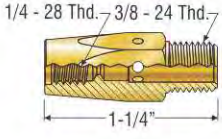

(Used with M25 & M40)

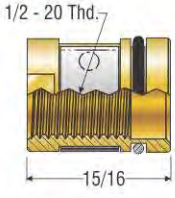

(Used with M25, & M40)

PROFAX is in no way affiliated with MILLER ELECTRIC MFG. CO. The parts advertised for sale are not genuine MILLER ELECTRIC MFG. CO. parts, but are parts made for and by **PROFAX**. References to MILLER ELECTRIC MFG. CO. machines, torches, and numbers are for your convenience only. We reserve the right to substitute genuine MILLER ELECTRIC MFG. CO. parts in place of **PROFAX** parts.

PROFAX NO.	MILLER®	DESCRIPTION
PX 169731	169731	Gooseneck M25 Gun

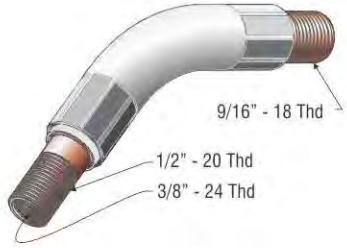

(Used on M25)

PROFAX NO.	MILLER®	DESCRIPTION
PX 169744	169744	Gooseneck M40 Gun

(Used on M40)

PROFAX NO.	DESCRIPTION
MF-4	Flexible barrel
MFX-4	Flexible barrel for extreme heat



(Used on M25 and M40)

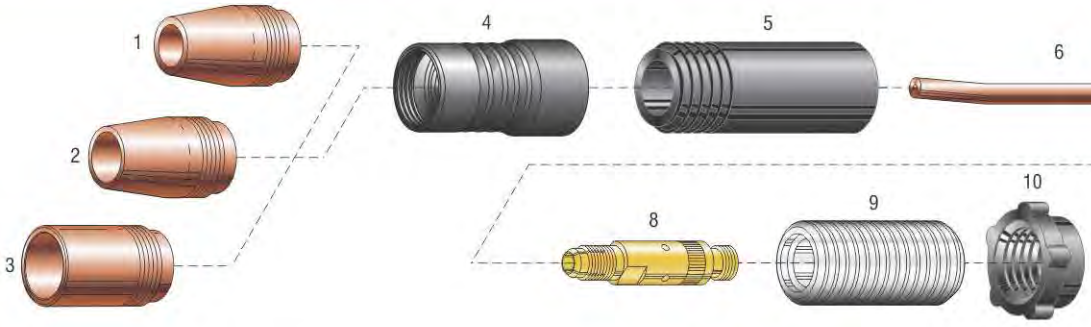

(Used with XR15™, XR30 and Spoolmatic® 1, 2, and 3)

NO.	PROFAX NO.	MILLER®	DESCRIPTION	NO.	PROFAX NO.	MILLER®	DESCRIPTION
1.	PX 050115	050115	Nozzle 1/2"		PX 094259	094259	Contact tip .035
2.	PX 050622	050622	Nozzle 5/8"		PX 094260	094260	Contact tip 3/64" (050626)
3.	PX 050116	050116	Nozzle 13/16"	7.	PX 058676	058676	Nut, brass compression
4.	PX 144862	144862	Nozzle extension	8.	PX 058678	058678	Adapter contact tip
5.	PX 156821	156821	Barrel extension	9.	PX 009541	009541	Adapter, barrel
6.	PX 050637	050637	Contact tip 1/16"	10.	PX 058685	058685	Nozzle extension jam nut
	PX 050638	050638	Contact tip .030				

(Used with M15, M25/M25M & M40/M40AL)

PROFAX NO.	MILLER®	DESCRIPTION	I.D.	O.D.
PX 079975	079975	O-ring		
PX 169723	169723	Guide, outlet		
PX 194010	194010	15' replacement liner assembly - used with .023-.025 diameter wire	.039	.125
PX 194011	194011	15' replacement liner assembly - used with .030-.035 diameter wire	.045	.165
PX 194012	194012	15' replacement liner assembly - used with .035-.045 diameter wire	.065	.175
PX 194013	194013	15' replacement liner assembly - used with 1/16"-5/64" diameter wire	.109	.190

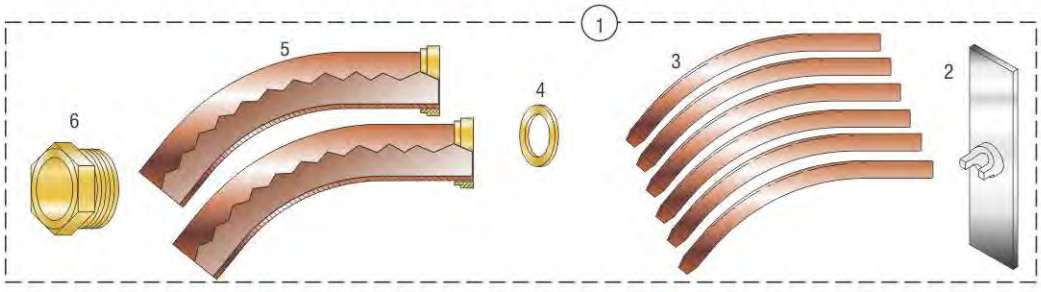

(Used with XRA™ 15, 30A and Spoolmatic® 30A)

NO.	PROFAX NO.	MILLER®	DESCRIPTION	NO.	PROFAX NO.	MILLER®	DESCRIPTION
1.	PX 147174	147174	Curved nozzle kit (contains the following)	4.	PX 148157	148157	Washer
2.	PX 148151	148151	Wrench	5.	PX 005432	005432	Curved nozzle w/retaining ring (2)
3.	PX 148155	148155	Bent contact tip .030-.035 (2)	6.	PX 005417	005417	Nut, retaining nozzle
	PX 148154	148154	Bent contact tip 3/64" (2)				
	PX 148156	148156	Bent contact tip 1/16" (2)				

PROFAX is in no way affiliated with MILLER ELECTRIC MFG. CO. The parts advertised for sale are not genuine MILLER ELECTRIC MFG. CO. parts, but are parts made for and by **PROFAX**. References to MILLER ELECTRIC MFG. CO. machines, torches, and numbers are for your convenience only. We reserve the right to substitute genuine MILLER ELECTRIC MFG. CO. parts in place of **PROFAX** parts.

Heavy Duty Front Ends for
Spoolmatic 15A • Spoolmatic 30A - XR 15A • XR 30A • XR M

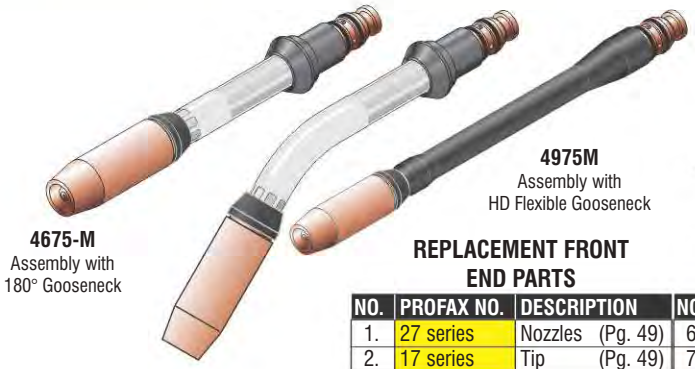

4675-M
Assembly with
180° Gooseneck

4676-M
Assembly with
45° Gooseneck

4975M
Assembly with
HD Flexible Gooseneck

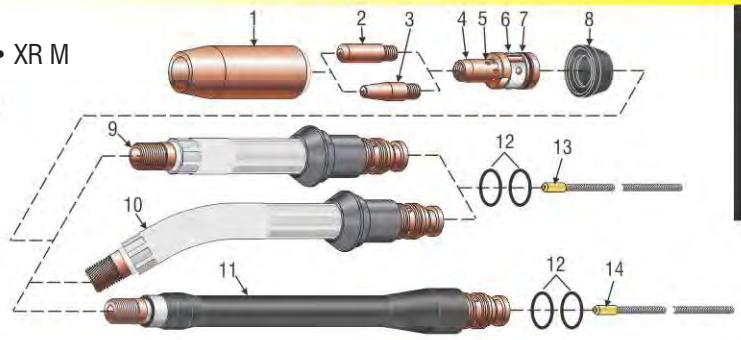

REPLACEMENT FRONT END PARTS

NO.	PROFAX NO.	DESCRIPTION	NO.	PROFAX NO.	DESCRIPTION	NO.	PROFAX NO.	DESCRIPTION
1.	27 series	Nozzles (Pg. 49)	6.	240	Retaining Ring	11.	4925M	HD flexible gooseneck
2.	17 series	Tip (Pg. 49)	7.	260	O-ring	12.	225	O-rings(2)
3.	17ST series	Tip (Pg. 49)	8.	17SW	Shock washer	13.	4010	Liner
4.	57HD	Gas diffuser	9.	4600M	Gooseneck - straight	14.	4010HDF	Liner H.D. flexible
5.	44C	Screw	10.	4645M	Gooseneck - 45°			

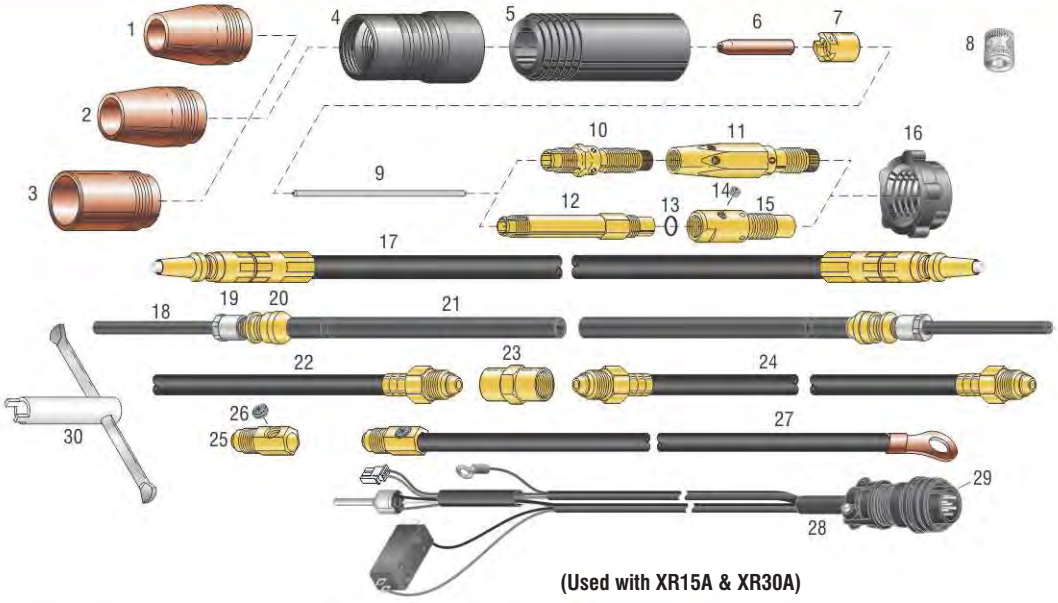

(Used with XR15A & XR30A)

NO.	PROFAX NO.	MILLER®	DESCRIPTION	I.D.	O.D.
1.	PX 050115	050115	Nozzle 1/2”		
2.	PX 050622	050622	Nozzle 5/8”		
3.	PX 050116	050116	Nozzle 13/16”		
4.	PX 144862	144862	Extension nozzle		
5.	PX 156821	156821	Extension barrel		
6.	PX 135424	135424	Contact tube .047	.061	.250
	PX 135425	135425	Contact tube .062	.081	.250
	PX 135426	135426	Contact tube .062	.073	.250
	PX 135427	135427	Contact tube .030	.036	.250
	PX 135428	135428	Contact tube .030	.040	.250
	PX 135429	135429	Contact tube .047	.054	.250
	PX 135430	135430	Contact tube .035	.050	.250
	PX 136171	136171	Contact tube .025	.031	.250
	PX 147314	147314	Contact tube .035	.041	.250
7.	PX 136748	136748	Compression nut		
8.	PX 136135	136135	Drive roll .030-1/16”		
	PX 183357	183357	Drive roll .030-.035		
	PX 183358	183358	Drive roll .047-.062		
9.	PX 136682	136682	Teflon liner .023-.035 wire sizes		
	PX 136683	136683	Teflon liner .045-1/16” wire sizes		
10.	PX 136680	136680	Adapter, contact tube (Use prior to s/n KD-432881)		
11.	PX 136681	136681	Tube, head (Use prior to s/n KD-432881)		
12.	PX 164421	164421	Adapter, contact tube		
13.	PX 164485	164485	O-ring		
14.	PX 604612	604612	Set screw 8-32 x .125 cup point		
15.	PX 164422	164422	Tube, head		
16.	PX 058685	058685	Jam nut		

NO.	PROFAX NO.	MILLER®	DESCRIPTION
17.	PX 112715	112715	192” conduit for Miller® 30A, XR
	PX 112716	112716	372” conduit for Miller® 30A, XR
18.	PX 191064	191064	16’ replacement liner
	PX 191065	191065	32’ replacement liner
19.	PX 185106	185106	Nut
20.	PX 192040	192040	Fitting
21.	PX 194405	194405	15’ conduit/liner with fittings
	PX 194410	194410	30’ conduit/liner with fittings
22.	PX 137472	137472	Gas hose 30’
	PX 137473	137473	Gas hose 15’
23.	PX 000950	000950	Hose coupler
24.	PX 048837	048837	Gas hose 10’
25.	PX 137495	137495	Fitting
	PX 235753	235753	New part number
26.	PX 141694	141694	Set screw .312-18 x .375
27.	PX 137478	137478	Cable assembly, 15’
	PX 210416	210416	Cable assembly, 15’ - New part number
	PX 235689	235689	Cable assembly, 15’ - New part number
	PX 137479	137479	Cable assembly, 30’
	PX 235690	235690	Cable assembly, 30’ - New part number
28.	PX 138458	138458	Control cable assembly, 15’
	PX 198891	198891	Control cable assembly, 15’ - New part number
	PX 138459	138459	Control cable assembly, 30’
	PX 198810	198810	Control cable assembly, 30’ - New part number
	PX 204605	204605	Control cable assembly, 30’ - New part number
29.	PX 146212	146212	10 pin plug
30.	PX 136821	136821	Contact tube nut wrench

PROFAX is in no way affiliated with MILLER ELECTRIC MFG. CO. The parts advertised for sale are not genuine MILLER ELECTRIC MFG. CO. parts, but are parts made for and by **PROFAX**. References to MILLER ELECTRIC MFG. CO. machines, torches, and numbers are for your convenience only. We reserve the right to substitute genuine MILLER ELECTRIC MFG. CO. parts in place of **PROFAX** parts.

VOLTMETERS/AMMETERS

PROFAX NO.	MILLER®	FACE	STYLE	CURRENT	VOLTS	AMPS
PX 025603	025603	3.500”	B	DC	—	0-300
PX 025604	025604	3.500”	A	DC	0-100	—
PX 025608	025608	3.500”	B	DC	—	0-500
PX 025610	025610	3.500”	B	DC	—	0-800
PX 025632	025632	3.500”	A	DC	0-50	—
PX 118899	118899	2.710”	D	DC	—	0-800
PX 118900	118900	2.710”	D	DC	—	0-600
PX 118901	118901	2.710”	D	DC	—	0-500
PX 118902	118902	2.710”	C	DC	0-50	—
PX 119005	119005	2.710”	D	DC	—	0-400
PX 119006	119006	2.710”	C	DC	0-100	—
PX 121207	121207	2.710”	D	DC	—	0-300



(A) (C) (B) (D)

PROFAX NO.	MILLER®	DESCRIPTION
PX 032605	032605	Fan motor

Specifications:
- 1/4 HP
- 1625 RPM
- 230 Volt-1ph-60Hz
- 1.4 Amp

PX 116190	116190	Fan motor

Specifications:
- 1/12 HP
- 1550 RPM
- 230 Volt-1ph-60Hz
- .65 Amp
- Thermally Protected

Part no. supersedes no.’s 032603, 079801, 208402 & 238626.

WIRE FEEDER KNOBS

PROFAX NO.	MILLER®
PX 079772	079772

S22A Prior to KA579476 S22P12, S22P8, S32P and 50 Series Feeders

PROFAX NO.	MILLER®
PX 124778	124778

S22A Starting with KA579476 S32S, S32SL, SC8VS, SC12VS, SC8RC, Super 32P Ultralite, and R115 Feeders

PROFAX NO.	MILLER®
PX 151437	151437

60 and 70 Series Feeders

TERMINALS

PROFAX NO.	MILLER®	DESCRIPTION
PX 039046	039046	Terminal, power output black w/hex nut
PX 039047	039047	Terminal, power output red w/hex nut
PX 181245	181245	Terminal, power output red w/hex nut
PX 181246	181246	Terminal, power output black w/hex nut
PX 601879	601879	Replacement hex nut

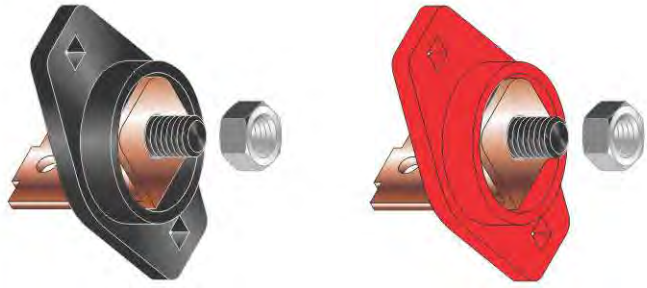

Spindle Adapter

PROFAX NO.	MILLER®	DESCRIPTION
PXK435		Spindle adapter for 14 lb. coil for Miller® Feeders

SENSOR LEAD

PROFAX NO.	MILLER®	DESCRIPTION
PX172732	172732	15’ Sensor Lead 8VS & 12VS
PX126693	126693	15’ Sensor Lead S32P
PX214011	214011	16’ Sensor Lead Extreme

172732

214011
126693

PROFAX is in no way affiliated with MILLER ELECTRIC MFG. CO. The parts advertised for sale are not genuine MILLER ELECTRIC MFG. CO. parts, but are parts made for and by **PROFAX**. References to MILLER ELECTRIC MFG. CO. machines, torches, and numbers are for your convenience only. We reserve the right to substitute genuine MILLER ELECTRIC MFG. CO. parts in place of **PROFAX** parts.

DIODES

PROFAX NO.	MILLER®	DESCRIPTION	POLARITY	STUD SIZE
PX 037305	037305	150 amp 300 volt	Straight	3/8"
PX 037306	037306	150 amp 300 volt	Reverse	3/8"

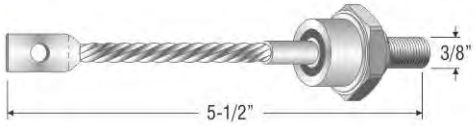

PROFAX NO.	MILLER®	DESCRIPTION	POLARITY	STUD SIZE
PX 037993	037993	150 amp 300 volt	Straight	1/2"
PX 037994	037994	150 amp 300 volt	Reverse	1/2"

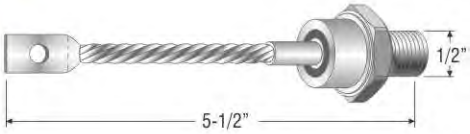

PROFAX NO.	MILLER®	DESCRIPTION	POLARITY	STUD SIZE
PX 037956	037956	275 amp 300 volt	Straight	3/4"
PX 037957	037957	275 amp 300 volt	Reverse	3/4"

BRIDGE RECTIFIER

PROFAX NO.	MILLER®	DESCRIPTION
PX 035704	035704	Bridge rectifier 40 amp 800 volt

12 Volt/250 Amp Contactor

PROFAX NO.	MILLER®	DESCRIPTION
6427	110361 138035 192809 224039 224697	Contactor **NOTE: THIS IS THE CONTACTOR ONLY AND DOES NOT INCLUDE ANY SHIELDING, BRACKETS, OR BUSS BARS WHICH WERE FURNISHED BY THE EQUIPMENT MANUFACTURER IN THE ORIGINAL CONTACTOR KITS.**

This contactor is a replacement suitable for the MILLER® **110361** contactor that is used in the 115/12 SECONDARY CONTACTOR and the 130676 and 130677 contactor kits for the S32P12, SUPER 32, 8VS, and 12VS voltage sensing wire feeders.

FIELD SERVICE KIT

PROFAX NO.	DESCRIPTION
6400CK	Service kit for rebuilding 6429 contactor

NOTE: This kit is for use on the AMETEK contactor shown above.

RHEOSTATS

PROFAX NO.	MILLER®	OHM	WATT	
PX 030653 PX 222996	030653 222996	15	150	
PX 205839	205839 (Supersedes 117243)	10	100	Fits Bobcat 225G 225G Plus 225D 225D Plus 225NT Prior to LC191442
PX 207177	207177 (Supersedes 200657 233060)	14	150	Fits Bobcat 225 225NT 250 250FE 250NT Bobcat 3 Phase
PX 605960	605960	34	300	
PX 239168	239168	50	150	Fits Bobcat 225 250 Hobart® Champion Elite



POTENTIOMETER

PROFAX NO.	MILLER®	DESCRIPTION
PX 072462	072462	Potentiometer w/Tension Nut 1K-1T-2W
PX 072590 PX 198087	072590 198087	Shaft Tension Nut Potentiometer w/out Tension Nut
PX 073562 PX 208399	073562 208399	Potentiometer 10K-1T-2W Potentiometer 10K-1T-2W

CONTACTORS

For contactors suitable for use in Miller® power sources see contactor section at back of catalog pages 266 - 269.

PROFAX is in no way affiliated with MILLER ELECTRIC MFG. CO. The parts advertised for sale are not genuine MILLER ELECTRIC MFG. CO. parts, but are parts made for and by **PROFAX**. References to MILLER ELECTRIC MFG. CO. machines, torches, and numbers are for your convenience only. We reserve the right to substitute genuine MILLER ELECTRIC MFG. CO. parts in place of **PROFAX** parts.

TWO ROLL KITS FOR THE FOLLOWING MILLER® WIRE FEEDERS:

8VS, 12VS, Extreme 12VS, S22A, S22P, S32S, S32P, S42GL, S52, D52, Millermatic® 200, 250,252, 250MP, 250X, 300 and Vintage®, Portamig, Automatic Drives A1-2, A2-2 & A1D-2, SwingArc Single, Dual, SwingArc Digital 1 & 2.
(Note: D52, SwingArc Dual & SwingArc Digital 2 requires **two** kits.)

Anti wear guide (045233) is optional on this style kit.

KITS CONTAIN TWO DRIVE ROLLS, AND ONE INLET GUIDE.

"V" GROOVE KITS		KIT PARTS	
WIRE SIZE	**KIT NO.**	**DRIVE ROLL**	**INLET GUIDE**
.023 /.025	PX 087131	PX 087130	PX 056192
.030	PX 079594	PX 053695	PX 056192
.035	PX 079595	PX 053700	PX 056192
.040		PX 053696	PX 056193
.045	PX 079596	PX 053697	PX 056193
.052	PX 079597	PX 053698	PX 056193
1/16"	PX 079598	PX 053699	PX 056195
"U" GROOVE KITS		**KIT PARTS**	
WIRE SIZE	**KIT NO.**	**DRIVE ROLL**	**INLET GUIDE**
.035	PX 044749	PX 072000	PX 056192
.045	PX 079599	PX 053701	PX 056193
.052	PX 079600	PX 053702	PX 056193
1/16"	PX 079601	PX 053706	PX 056195
5/64"	PX 079602	PX 053704	PX 056195
3/32"	PX 079603	PX 053703	PX 056196
7/64"	PX 079604	PX 053705	PX 056196
"V" KNURLED GROOVE KITS		**KIT PARTS**	
WIRE SIZE	**KIT NO.**	**DRIVE ROLL**	**INLET GUIDE**
.035	PX 079606	PX 132958	PX 056192
.045	PX 079607	PX 132957	PX 056193
.052	PX 079608	PX 132956	PX 056193
1/16"	PX 079609	PX 132955	PX 056195
.068-.072	PX 089984	PX 132959	PX 056195
5/64"	PX 079610	PX 132960	PX 056195
3/32"	PX 079611	PX 132961	PX 056196
7/64"	PX 079612	PX 132962	PX 056196
1/8"	PX 079613	PX 132963	PX 056197

Same size drive rolls can be cross matched to meet specific needs: e.g. "U" Groove with "V" Knurled. (Note: Cross matching is not available as kits. Standard kits or individual kit pieces must be ordered for cross matching.)

"V" Groove — Used for hard wires.
"U" Groove — Used for soft-shelled cored wires and are recommended for feeding aluminum wires.
"V" Knurled — Used for hard-shelled cored wires.

The Miller 30E can also use these kits **if the 044560** conversion kit **from Miller®** is installed.

FOUR ROLL KITS FOR THE FOLLOWING MILLER® WIRE FEEDERS:

R115V, S44GL, S54A, S54D, S54E, S54M, D54A, D54D, D54M & Automatic Drives A1-4, A2-4 & A1D-4. (Note: The D54A D54D & D54M requires **two** kits.)

Anti wear guide (045233) is optional on this style kit.

KITS CONTAIN FOUR DRIVE ROLLS, ONE INLET GUIDE AND ONE INTERMEDIATE GUIDE.

"V" GROOVE KITS		KIT PARTS		
WIRE SIZE	**KIT NO.**	**DRIVE ROLL**	**INLET GUIDE**	**INTERMEDIATE GUIDE**
.023 /.025	PX 087132	PX 087130	PX 056192	PX 056206
.030	PX 046780	PX 053695	PX 056192	PX 056206
.035	PX 046781	PX 053700	PX 056192	PX 056206
.040		PX 053696	PX 056193	PX 056207
.045	PX 046782	PX 053697	PX 056193	PX 056207
.052	PX 046783	PX 053698	PX 056193	PX 056207
1/16"	PX 046784	PX 053699	PX 056195	PX 056209
"U" GROOVE KITS		**KIT PARTS**		
WIRE SIZE	**KIT NO.**	**DRIVE ROLL**	**INLET GUIDE**	**INTERMEDIATE GUIDE**
.035	PX 044750	PX 072000	PX 056192	PX 056206
.045	PX 046785	PX 053701	PX 056193	PX 056207
.052	PX 046786	PX 053702	PX 056193	PX 056207
1/16"	PX 046787	PX 053706	PX 056195	PX 056209
5/64"	PX 046788	PX 053704	PX 056195	PX 056209
3/32"	PX 046789	PX 053703	PX 056196	PX 056210
7/64"	PX 046790	PX 053705	PX 056196	PX 056210
"V" KNURLED GROOVE KITS		**KIT PARTS**		
WIRE SIZE	**KIT NO.**	**DRIVE ROLL**	**INLET GUIDE**	**INTERMEDIATE GUIDE**
.035	PX 046792	PX 132958	PX 056192	PX 056206
.045	PX 046793	PX 132957	PX 056193	PX 056207
.052	PX 046794	PX 132956	PX 056193	PX 056207
1/16"	PX 046795	PX 132955	PX 056195	PX 056209
.068-.072		PX 132959	PX 056195	PX 056209
5/64"	PX 046796	PX 132960	PX 056195	PX 056209
3/32"	PX 046797	PX 132961	PX 056196	PX 056210
7/64"	PX 046798	PX 132962	PX 056196	PX 056210
1/8"	PX 046799	PX 132963	PX 056197	PX 056211

Same size drive rolls can be cross matched to meet specific needs: e.g. "U" Groove with "V" Knurled. (Note: Cross matching is not available as kits. Standard kits or individual pieces must be ordered for cross matching.)

"V" Groove — Used for hard wires.
"U" Groove — Used for soft-shelled cored wires and recommended for aluminum wires.
"V" Knurled — Used for hard-shelled cored wires.

The Miller 30A & B can also use these kits **if the 044559** conversion kit **from Miller®** is installed.

PROFAX is in no way affiliated with MILLER ELECTRIC MFG. CO. The parts advertised for sale are not genuine MILLER ELECTRIC MFG. CO. parts, but are parts made for and by **PROFAX**. References to MILLER ELECTRIC MFG. CO. machines, torches, and numbers are for your convenience only. We reserve the right to substitute genuine MILLER ELECTRIC MFG. CO. parts in place of **PROFAX** parts.

TWO ROLL KITS FOR THE FOLLOWING MILLER® 62 SERIES WIRE FEEDERS:

S62, S62D, and D62D requires **one** kit.
D62 and D62D are dual feeders and requires **two** kits.

Optional anti-wear guide
PN: 221030

KITS CONTAIN TWO DRIVE ROLLS, ONE INLET GUIDE, ONE INTERMEDIATE GUIDE AND ONE ANTI-WEAR GUIDE.

"V" GROOVE KITS		KIT PARTS			
WIRE SIZE	KIT NO.	DRIVE ROLL	INLET GUIDE	INTERMEDIATE GUIDE	ANTI-WEAR GUIDE
.023 /.025	PX 151030	PX 087130	PX 150993	PX 149518	PX 045233
.030	PX 151031	PX 053695	PX 150993	PX 149518	PX 045233
.035	PX 151032	PX 053700	PX 150993	PX 149518	PX 045233
.040	PX 161189	PX 053696	PX 150994	PX 149519	PX 045233
.045	PX 151033	PX 053697	PX 150994	PX 149519	PX 045233
.052	PX 151034	PX 053698	PX 150994	PX 149519	PX 045233
1/16"	PX 151035	PX 053699	PX 150995	PX 149520	PX 045233
"U" GROOVE KITS		**KIT PARTS**			
WIRE SIZE	KIT NO.	DRIVE ROLL	INLET GUIDE	INTERMEDIATE GUIDE	ANTI-WEAR GUIDE
.035	PX 151044	PX 072000	PX 150993	PX 149518	PX 045233
.045	PX 151045	PX 053701	PX 150994	PX 149519	PX 045233
.052	PX 151046	PX 053702	PX 150994	PX 149519	PX 045233
1/16"	PX 151047	PX 053706	PX 150995	PX 149520	PX 045233
5/64"	PX 151048	PX 053704	PX 150995	PX 149520	PX 045233
3/32"	PX 151049	PX 053703	PX 150996	PX 149521	PX 045233
7/64"	PX 151050	PX 053705	PX 150996	PX 149521	PX 045233
"V" KNURLED KITS		**KIT PARTS**			
WIRE SIZE	KIT NO.	DRIVE ROLL	INLET GUIDE	INTERMEDIATE GUIDE	ANTI-WEAR GUIDE
.035	PX 151061	PX 132958	PX 150993	PX 149518	PX 045233
.045	PX 151062	PX 132957	PX 150994	PX 149519	PX 045233
.052	PX 151063	PX 132956	PX 150994	PX 149519	PX 045233
1/16"	PX 151064	PX 132955	PX 150995	PX 149520	PX 045233
.068-.072	PX 151065	PX 132959	PX 150995	PX 149520	PX 045233
5/64"	PX 151066	PX 132960	PX 150995	PX 149520	PX 045233
3/32"	PX 151067	PX 132961	PX 150996	PX 149521	PX 045233
7/64"	PX 151068	PX 132962	PX 150996	PX 149521	PX 045233
1/8"	PX 151069	PX 132963	PX 150997	PX 149522	PX 045233
5/32"		PX 193700			

Same size drive rolls can be cross matched to meet specific needs: e.g. "U" Groove with "V" Knurled. (Note: Cross matching is not available as kits. Standard kits or individual kit pieces must be ordered for cross matching.)

"V" Groove Used for hard wires.
"U" Groove Used for soft-shelled cored wires and are recommended for feeding aluminum wires.
"V" Knurled Used for hard-shelled cored wires.

FOUR ROLL KITS FOR THE FOLLOWING MILLER® 64 & 74 SERIES FEEDERS:

S64, S64D, S64M, S64M, SS64M, SS12, SS16, SS12D, SS16D, S74S, S74D, S74DX, SS74D12, SS74D16 requires **one** kit.
D60M, DS60M, D64, D64D, Swing Arc DS12, DS16, DS16D, D74S, D74D, D74DX, DS74D-12, DS74D-16 are dual feeders and requires **two** kits.

Optional anti-wear guide
PN: 221030

KITS CONTAIN FOUR DRIVE ROLLS, ONE INLET GUIDE, ONE INTERMEDIATE GUIDE AND ONE ANTI-WEAR GUIDE.

"V" GROOVE KITS		KIT PARTS			
WIRE SIZE	KIT NO.	DRIVE ROLL	INLET GUIDE	INTERMEDIATE GUIDE	ANTI-WEAR GUIDE
.023 /.025	PX 151024	PX 087130	PX 150993	PX 149518	PX 045233
.030	PX 151025	PX 053695	PX 150993	PX 149518	PX 045233
.035	PX 151026	PX 053700	PX 150993	PX 149518	PX 045233
.040	PX 161190	PX 053696	PX 150994	PX 149519	PX 045233
.045	PX 151027	PX 053697	PX 150994	PX 149519	PX 045233
.052	PX 151028	PX 053698	PX 150994	PX 149519	PX 045233
1/16"	PX 151029	PX 053699	PX 150995	PX 149520	PX 045233
"U" GROOVE KITS		**KIT PARTS**			
WIRE SIZE	KIT NO.	DRIVE ROLL	INLET GUIDE	INTERMEDIATE GUIDE	ANTI-WEAR GUIDE
.035	PX 151036	PX 072000	PX 150993	PX 149518	PX 045233
.045	PX 151037	PX 053701	PX 150994	PX 149519	PX 045233
.052	PX 151038	PX 053702	PX 150994	PX 149519	PX 045233
1/16"	PX 151039	PX 053706	PX 150995	PX 149520	PX 045233
5/64"	PX 151040	PX 053704	PX 150995	PX 149520	PX 045233
3/32"	PX 151041	PX 053703	PX 150996	PX 149521	PX 045233
7/64"	PX 151042	PX 053705	PX 150996	PX 149521	PX 045233
"V" KNURLED KITS		**KIT PARTS**			
WIRE SIZE	KIT NO.	DRIVE ROLL	INLET GUIDE	INTERMEDIATE GUIDE	ANTI-WEAR GUIDE
.035	PX 151052	PX 132958	PX 150993	PX 149518	PX 045233
.045	PX 151053	PX 132957	PX 150994	PX 149519	PX 045233
.052	PX 151054	PX 132956	PX 150994	PX 149519	PX 045233
1/16"	PX 151055	PX 132955	PX 150995	PX 149520	PX 045233
.068-.072	PX 151056	PX 132959	PX 150995	PX 149520	PX 045233
5/64"	PX 151057	PX 132960	PX 150995	PX 149520	PX 045233
3/32"	PX 151058	PX 132961	PX 150996	PX 149521	PX 045233
7/64"	PX 151059	PX 132962	PX 150996	PX 149521	PX 045233
1/8"	PX 151060	PX 132963	PX 150997	PX 149522	PX 045233
5/32"		PX 193700			

Same size drive rolls can be cross matched to meet specific needs: e.g. "U" Groove with "V" Knurled. (Note: Cross matching is not available as kits. Standard kits or individual pieces must be ordered for cross matching.)

"V" Groove Used for hard wires.
"U" Groove Used for soft-shelled cored wires and recommended for aluminum wires.
"V" Knurled Used for hard-shelled cored wires.

PROFAX is in no way affiliated with MILLER ELECTRIC MFG. CO. The parts advertised for sale are not genuine MILLER ELECTRIC MFG. CO. parts, but are parts made for and by **PROFAX**. References to MILLER ELECTRIC MFG. CO. machines, torches, and numbers are for your convenience only. We reserve the right to substitute genuine MILLER ELECTRIC MFG. CO. parts in place of **PROFAX** parts.

Replacement Parts Suitable For:

Miller Electric Mfg. Co.® REMOTE CONTROLS PROFAX

MHC-3

MHC-14

MHCP-14-1

MHCP-14

MHC-3GD34A

Special cord lengths are available upon request

REMOTE HAND CONTROL

PROFAX NO.	MILLER®	LENGTH	DESCRIPTION
MHC-3	RHC-3	No Cord	330, 340 & 360 ABP, DIALARC® HF, MK VIII®-2, SRH222, 333, 444, 555 & 666
MHC-3-1		1'	
MHC-3-25	RHC-3-25	25'	
MHC-3-50	RHC-3-50	50'	
MHC-3-100	RHC-3-100	100'	
	All machines that **HAVE** the 030653 or 222966 rheostat		
MHC-14	RHC-14	No Cord	DIMENSION® 302, NT450, 452, 652 & MK VI®, SYNCROWAVE® 200, 250DX, 350DX, 350LX, XMT®304, 350, 456, Big 40C, BIG BLUE™ 400, 500, CST 280, DYNASTY 200, 350, 700, MAXSTAR® 200, 350, 700, PIPE PRO 304, PIPEWORX, PRO 300, SHOPMATE 300, 300DX, TRAILBLAZER 275DC, 302
MHC-14-1		1'	
MHC-14-25	RHC-14-25	25'	
MHC-14-50	RHC-14-50	50'	
MHC-14-100	RHC-14-100	100'	
	All machines that **HAVE** the 14 pin receptacle		
MHCP-14-1	(*Requires cord)		MHCP models do **NOT** have contactor switch
MHCP-14-25	PRHC-14-25	25'	
MHCP-14-50	PRHC-14-50	50'	
MHCP-14-100	PRHC-14-100	100'	
MHC-3GD34A	RHC-3GD34A	No Cord	BIG BLUE™ 250D, BIG BLUE™ 251D, BIG 40®, BIG 40® D, BIG BLUE™ 400D, BIG BLUE™ 400D AIR PAK™ ,BIG BLUE™ 400CC, BIG BLUE™ 500CC
MHC-3GD34A-25	RHC-3GD34A-25	25'	
MHC-3GD34A-50	RHC-3GD34A-50	50'	
MHC-3GD34A-100	RHC-3GD34A-100	100'	
	All engine drives **NOT** having the 14 pin receptacle		

MATCHING EXTENSION CORDS

PROFAX NO.	MILLER®	MHC-3 EXTENSION CORDS
9245	-	25' extension cord
9246	-	50' extension cord
9247	-	75' extension cord
9248	-	100' extension cord
9249	-	150' extension cord

PROFAX NO.	MILLER®	MHC-14 EXTENSION CORDS
PX 122 972	122 972	10' extension cord
PX 122 973	242208025	25' extension cord
PX 122 974	242208050	50' extension cord
PX 122 975	122 975	75' extension cord
PX 242205080	242205080	80' extension cord
9319	-	100' extension cord

PROFAX NO.	MILLER®	MHCP-14-1 EXTENSION CORDS
MHCP-14-C-25	MHCP-14-C-25	25' extension cord (MHCP-14-25 only)
MHCP-14-C-50	MHCP-14-C-50	50' extension cord (MHCP-14-50 only)
MHCP-14-C-75	MHCP-14-C-75	75' extension cord (MHCP-14-75 only)

PROFAX NO.	MILLER®	DESCRIPTION
7222		Potentiometer nut for MHCP
9325		Potentiometer for MHC-14
9327		Tension nut for MHC-14
9813		Potentiometer for MHCP
9814		Knob for MHC-14
LHC-K	019602	Rheostat knob for MHC-3GD34A
MHC-K	019627	Rheostat knob for MHC-3/MHCP
PX 032898	032898	3 prong twist lock plug for MHC-3GD34A
PX 136961	136961	14 pin plug for MHC-14
PX 605797	605797	3 prong twist lock plug for MHC-3

PROFAX is in no way affiliated with MILLER ELECTRIC MFG. CO. The parts advertised for sale are not genuine MILLER ELECTRIC MFG. CO. parts, but are parts made for and by **PROFAX**. References to MILLER ELECTRIC MFG. CO. machines, torches, and numbers are for your convenience only. We reserve the right to substitute genuine MILLER ELECTRIC MFG. CO. parts in place of **PROFAX** parts.

REMOTE FINGERTIP CONTROL

Operates contactor and controls output.

PROFAX NO.	MILLER®	DESCRIPTION
MFTC-14	RCC-14	Fingertip control with 27' cord and 14 pin plug compatible with Tig machines effective with JK674521
MFTC-14-52		Fingertip control with 52' cord and 14 pin plug compatible with Tig machines effective with JK674521
MFTC-5	RCC-5	Fingertip control with 27' cord and 5 pin plug compatible with Tig machines prior to JK674521
MFTC-5-52		Fingertip control with 52' cord and 5 pin plug compatible with Tig machines prior to JK674521

(special cord lengths available up to 100')

MFTC EXTENSION CORDS

MFTC-14

PROFAX	DESCRIPTION
9688	25' extension
9689	50' extension
9690	75' extension
9691	100' extension

REMOTE FOOT CONTROL

ALL METAL CONSTRUCTION

Operates contactor and controls output.

PROFAX NO.	MILLER®	DESCRIPTION	COMPATIBLE EQUIPMENT
MFC-14	RFCS-14	Foot control w/25' cord & 14 pin plug.	Direct Connects to: Aerowave, Dimension 302, 452, 652 & NT450, Dynasty 700, 200, 350, & 700, Invision, 456P & 456MP, & MK VI, Shopmaster 300, Syncrowave 180SD, 200, 250DX, 350DX, 350LX, TIGRunner, XMT,350, 304, & 456, PipePro 304, PRO 300, Trailblazer 302, Maxstar 200,300, and 700
PX 122 973	242208025	25' ext. cord	Used to extend the MFC-14 foot control & MHC-14 hand control
PX 122 974	242208050	50' ext. cord	
PX 122 975	122 975	75' ext. cord	
PX 242208080	242208080	80' ext. cord	
9319		100' ext. cord	
PX 129 341	129 341	Adapter	5 pin plug to 14 socket receptacle. Adapts all older Miller equipment with the 5 socket remote receptacle to the standard Miller 14 socket receptacle.
PX 136961	136961	14 pin plug	

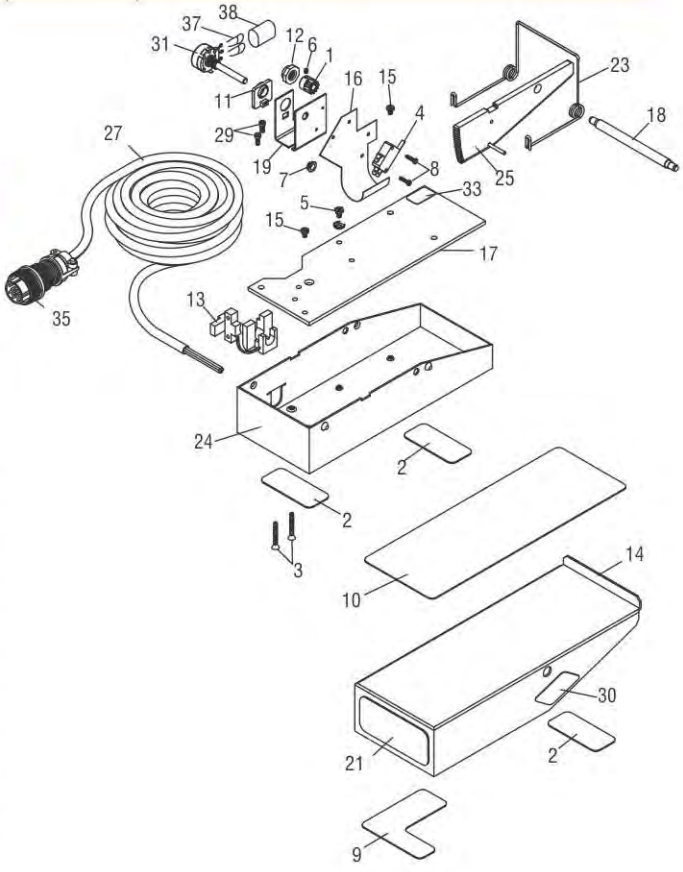

PARTS LIST FOR MFC-14

NO.	P/N	DESCRIPTION	MFC-14	NO.	P/N	DESCRIPTION	MFC-14
1	9340	Pinion gear	1	17	9356	Inner plate	1
2	9341	Rubber base pad	3	18	9357	Pivot rod assembly	1
3	9342	#8-10 x 1.250 Screw	2	19	9358	Potentiometer bracket	1
4	9343	Micro switch	1	21	9359	Nameplate MFC-14	1
5	9344	#8-32 x .281 Screw	1	23	9361	Spring	1
6	9345	#6-32 x .1875 Screw	1	24	9362	Base	1
7	9346	Nylon bearing	1	25	9363	Spur gear leaver	1
8	9347	#4-40 x .500 Screw	2	27	9364	25' cord with 14 pin plug	1
9	9348	Rubber bumper pad	1	29	9366	#8-32 x .375 Screw	2
10	9349	Rubber foot pad	1	30	9367	Warning label	1
11	9350	Mount bracket	1	31	9369	Potentiometer 1K,1T,2W	1
12	9351	Spacer nut	1	33	9370	Warning label	1
13	9352	Cable clamp	1	35	136961	Miller® 14 pin plug only	1
14	9353	Top cover	1	37	9371	Capacitor 4700VF, 3KV	2
15	9354	#8-32 x .250 Screw	2	38	9372	1-3/4 Heat shrink tubing	1
16	9355	Insulation	1				

PROFAX is in no way affiliated with MILLER ELECTRIC MFG. CO. The parts advertised for sale are not genuine MILLER ELECTRIC MFG. CO. parts, but are parts made for and by **PROFAX**. References to MILLER ELECTRIC MFG. CO. machines, torches, and numbers are for your convenience only. We reserve the right to substitute genuine MILLER ELECTRIC MFG. CO. parts in place of **PROFAX** parts.

Tig arc start switch assemblies for Lincoln® see page 152

INTERCONNECTING CORDS

Feeder Terminal Strip

An interconnecting cord connects one type of equipment to another. The connectors will not mate to each other.

Power Source (14 socket)

PROFAX	MILLER®	DESCRIPTION	APPLICATION
9450	-	10' 14 pin to Terminals	
9451	-	25' 14 pin to Terminals	
9452	-	50' 14 pin to Terminals	(6 Wire)Hardwires into and is for the **S22 series**, 24VAC wire feeders to Miller power sources w/**14 socket** receptacle.
9453	-	75' 14 pin to Terminals	
9454	-	100' 14 pin to Terminals	

Feeder (4 pin)

Power Source (14 socket)

PROFAX	MILLER®	DESCRIPTION	APPLICATION
PX110 436	110 436	10' 14 pin to 4 socket	
PX110 438	110 438	25' 14 pin to 4 socket	
9462	110 435	50' 14 pin to 4 socket	(4 Wire) Interconnects **50 series** wire feeders to Miller power sources w/**14 socket** receptacle.
9463	-	75' 14 pin to 4 socket	
9464	-	100' 14 pin to 4 socket	

Feeder (4 pin)

Power Source

PROFAX	MILLER®	DESCRIPTION	APPLICATION
9465	-	10' Hubbell to 4 socket	
9466	-	25' Hubbell to 4 socket	
9467	-	50' Hubbell to 4 socket	(4 Wire)Interconnects **50 series** wire feeders to the older Miller power sources with Hubbell **twistlock style** receptacles.
9468	-	75' Hubbell to 4 socket	
9469	-	100' Hubbell to 4 socket	

Feeder

Power Source (14 socket)

PROFAX	MILLER®	DESCRIPTION	APPLICATION
9470	-	10' 14 pin to Hubbell	
9471	-	25' 14 pin to Hubbell	
9472	-	50' 14 pin to Hubbell	(4 Wire)Interconnects the **10A, 30A & 30B** wire feeders to Miller power sources with the **14 socket** receptacle.
9473	-	75' 14 pin to Hubbell	
9474	-	100' 14 pin to Hubbell	

Feeder

Power Source

PROFAX	MILLER®	DESCRIPTION	APPLICATION
9536	-	10' Hubbell to Hubbell	
9537	-	25' Hubbell to Hubbell	
9538	-	50' Hubbell to Hubbell	(4 Wire)Interconnects the **10A, 30A & 30B** wire feeders to Miller power sources w/the Hubbell **twistlock style** receptacles.
9539	-	75' Hubbell to Hubbell	
9540	-	100' Hubbell to Hubbell	

ADAPTER CORDS

NEW

PROFAX NO.	MILLER®	DESCRIPTION	APPLICATION
PX 300 507	300 507	Adapter, 6P plug to 14S recpt maxstar 150	

PROFAX is in no way affiliated with MILLER ELECTRIC MFG. CO. The parts advertised for sale are not genuine MILLER ELECTRIC MFG. CO. parts, but are parts made for and by **PROFAX**. References to MILLER ELECTRIC MFG. CO. machines, torches, and numbers are for your convenience only. We reserve the right to substitute genuine MILLER ELECTRIC MFG. CO. parts in place of **PROFAX** parts.

INTERCONNECTING CORDS for MILLER® R-115 WIRE FEEDER

Feeder

Power Source (14 socket)

An interconnecting cord connects one type of equipment to another. The connectors will not mate to each other.

PROFAX	MILLER®	DESCRIPTION	APPLICATION
PX194842	194842	10' 14 pin to bare wires	(4 wire) Interconnects R-115 wire feeder to Miller® power sources w/14 socket receptacles.
PX9735-25	-	25' 14 pin to bare wires	
PX9735-50	-	50' 14 pin to bare wires	
PX9735-75	-	75' 14 pin to bare wires	
PX9735-100	-	100' 14 pin to bare wires	
PX193384	193384	10' 14 pin to bare wires	(5 wire) Interconnects R-115 wire feeder to Lincoln® power sources w/14 socket receptacles.
PX9577-25	-	25' 14 pin to bare wires	
PX9577-50	-	50' 14 pin to bare wires	
PX9577-75	-	75' 14 pin to bare wires	
PX9577-100	-	100' 14 pin to bare wires	

Feeder

Power Source

PROFAX	MILLER®	DESCRIPTION	APPLICATION
PX193387	193387	10' Hubbell to bare wires	(4 wire) Interconnects R-115 wire feeder to older Miller® power sources w/Hubbell **twistlock style** receptacles.
PX9733-25	-	25' Hubbell to bare wires	
PX9733-50	-	50' Hubbell to bare wires	
PX9733-75	-	75' Hubbell to bare wires	
PX9733-100	-	100' Hubbell to bare wires	

Feeder

Power Source

PROFAX	MILLER®	DESCRIPTION	APPLICATION
PX193385	193385	10' terminals to bare wires	(5 wire) Interconnects R-115 wire feeder to Lincoln® power sources w/terminal strips.
PX9578-25	-	25' terminals to bare wires	
PX9578-50	-	50' terminals to bare wires	
PX9578-75	-	75' terminals to bare wires	
PX9578-100	-	100' terminals to bare wires	

EXTENSION CORDS

Feeder or Remote Control

Power Source

An extension cord extends the distance between equipment, allowing the equipment to be used at a further distance from the power source. The connectors will mate to each other.

PROFAX	MILLER®	DESCRIPTION	APPLICATION
PX122 972	242208010	10' 14 pin to 14 socket	(8 Wire) Uses pins A B C D E F G H
PX122 973	242208025	25' 14 pin to 14 socket	
PX122 974	242208050	50' 14 pin to 14 socket	Used with **24VAC** powered wire feeders - **22 & 24 series, 62 & 64 series**
PX122 975	122 975	75' 14 pin to 14 socket	and **74 series**.
PX242208080	242208080	80' 14 pin to 14 socket	
9319	242208100	100' 14 pin to 14 socket	
PX128 467	247831010	10' 14 pin to 14 socket	(12 Wire) Uses pins A B C D E F G H I J K N
PX128 468	247831025	25' 14 pin to 14 socket	
PX128 469	247831050	50' 14 pin to 14 socket	Used with **24VAC & 115VAC** powered wire feeders, automatic 1 & 2, HD1500, 52 & 54 series, R-115.
PX128 470	128 470	75' 14 pin to 14 socket	
PX247831080	247831080	80' 14 pin to 14 socket	
9324	247831100	100' 14 pin to 14 socket	
9774-10	242205010	10' 14 pin to 14 socket	(14 Wire) Uses pins A B C D E F G H I J K L M N
9774-25	242205025	25' 14 pin to 14 socket	
9774-50	242205050	50' 14 pin to 14 socket	Used with **24VAC & 115VAC** powered wire feeders. Can be used with all Miller® wire feed systems
9774-75	043727	75' 14 pin to 14 socket	**ONLY REQUIRED WHEN PINS L & M ARE NEEDED**
9774-80	242205080	80' 14 pin to 14 socket	
9774-100	242205100	100' 14 pin to 14 socket	
7161-10	-	10' 14 pin to 14 socket	(4 Wire) Uses pins I G J K
7161-25	-	25' 14 pin to 14 socket	
7161-50	-	50' 14 pin to 14 socket	Used with **115VAC** powered wire feeders 50 series & R-115
7161-75	-	75' 14 pin to 14 socket	
7161-100	-	100' 14 pin to 14 socket	

ADAPTER CORDS

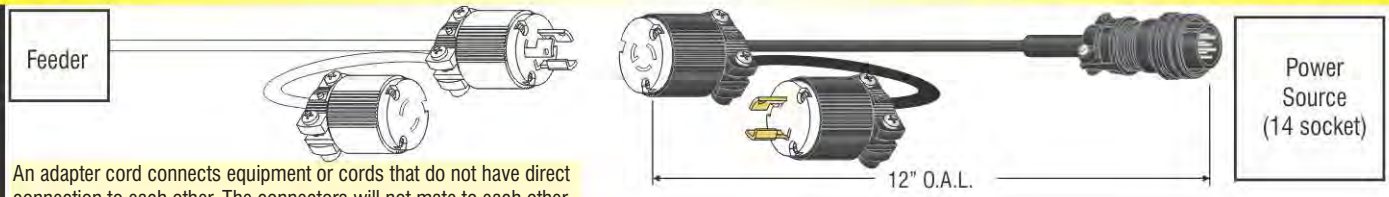

An adapter cord connects equipment or cords that do not have direct connection to each other. The connectors will not mate to each other.

PROFAX	MILLER®	DESCRIPTION	APPLICATION
PX041 948	041 948	14 pin to Hubbell	Used to change from the 14 socket receptacle on CV and CC/CV welding power sources to Hubbell style Twistlock connectors used by the older 10, 30 and early 50 series wire feeders. The two Hubbell twistlock style free hanging connectors provide contactor control and 115VAC wire feed power.

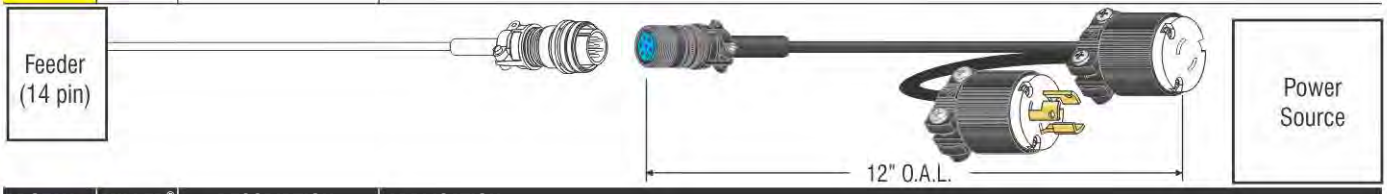

PROFAX	MILLER®	DESCRIPTION	APPLICATION
PX123 161	123 161	Hubbell to 14 socket	Used to change the older style CV and CC/CV welding power sources with the Hubbell style contactor and power receptacles to the newer 14 socket recptacle. The 14 socket free hanging receptacle provides contactor control and 115VAC power for wire feeders. (For 115VAC powered wire feeders only such as the 10 and 30 series and later 50 series)

PROFAX	MILLER®	DESCRIPTION	APPLICATION
PX041 947	041 947	14 pin to 5 socket	Used to change from the 14 socket receptacle on welding power sources to the older style 5 socket remote receptacle. The free hanging 5 socket receptacle allows connection of remote controls w/5 pin amphenol plug such as the RHC-23, RFC-23, RFCS-23 & FTC-23.

PROFAX	MILLER®	DESCRIPTION	APPLICATION
PX129 341	129 341	5 pin to 14 socket	Used to change from the 5 socket receptacle on the older CC and CC/CV welding power sources to the newer 14 socket. The 14 socket free hanging receptacle allows connection of the newer remote controls such as the RHC-14, RFCS-14 and RCC-14.

PROFAX	MILLER®	DESCRIPTION	APPLICATION
9242	-	10 pin to 14 socket	Used to change from Miller's 10 socket receptacle to the 14 socket free hanging receptacle. Allows connection of the old Miller Spoolmatic 3 and new PROFAX AEC 200-4DM to the Millermatic 250X and Module 3 (042 957) or Module 4 (042 958) on the Millermatic 250 or Vintage.

PROFAX	MILLER®	DESCRIPTION	APPLICATION
9243	-	14 pin to 10 socket	Used to change from Miller's 14 socket receptacle to Miller's 10 socket free hanging receptacle. Allows the PROFAX AEC 200-4DMX **only** to connect to any Miller CV machine with 14 socket receptacle. **NOT FOR USE with the Spoolmatic 30A.**

PRIMARY POWER ADAPTER CORD & EXTENSION CORDS

POWER CORD ADAPTER

PROFAX NO.	MILLER®	DESCRIPTION	APPLICATION
PX 300 517	300 517	250V/40A NEMA 14-50P to NEMA 6-50R Adaptor Cord	Full KVA adapter cord for receptacle on engine driven welders.

PRIMARY POWER EXTENSION CORDS

PROFAX NO.	MILLER®	DESCRIPTION	APPLICATION
PX 250V-25		25' NEMA 6-50 Ext. Cord	8/3 250V-40A 25 foot extension
PX 250V-50		50' NEMA 6-50 Ext. Cord	8/3 250V-40A 50 foot extension

Replacement Parts Suitable For:

Miller Electric Mfg. Co.® PLUGS AND CONNECTORS

PROFAX

PLUGS with Pins

RECEPTACLES with Sockets

AMP and Amphenol plugs have an internally threaded collar which spins freely around the end of the plug. The internal threads of the collar mate with the external threads of a receptacle. To mate, the plug must have pins or sockets opposite of the same size mating receptacle.

PROFAX	MILLER®	DESCRIPTION	ITEM
PX039273	039273	5 Pin plug	B
PX073329	073329	4 Pin plug (Spoolmatic I)	B
PX079878	079878	4 Pin trigger plug (AMP/Mates to 080328)	A
PX111122	111122	Use PX136961	B
PX136961	136961	14 Pin plug (Metal)	B
PX141162	141162	14 Pin plug (Plastic/Mates to 152369 & 143976	B
PX146212	146212	10 Pin plug	B
PX2177796	2177796	6 Pin plug (Maxstar 150)	B

PROFAX	MILLER®	DESCRIPTION	ITEM
PX048282	048282	4 Skt. panel (AMP/Mates to 079878)	D
PX052654	052654	5 Skt. rcpt. (Mates to 039273)	E
PX080328	080328	4 Skt. rcpt. (AMP/Mates to 079878)	C
PX086022	086022	14 Skt. panel (Mates to 136961)	F
PX109769	109769	Use PX086022	F
PX136960	136960	14 Skt. rcpt. (Metal)(Mates to 136961)	E
PX143976	143976	Use PX086022	F
PX146213	146213	10 Skt. rcpt. (Mates to 146212)	E
PX152369	152369	14 Skt. rcpt. (Plastic)(Mates to 141162)	E
PX190363	190363	10 Skt. panel (Mates to 146212)	F

Miller® & Thermal Arc®

PLUGS with Sockets

RECEPTACLES with Pins

AMP and Amphenol receptacles have external threads. The external threads mate to the internal threads of the free spining collar of the plug. To mate, the receptacle must have pins or sockets opposite of the same size mating plug.

PROFAX	MILLER®	DESCRIPTION	ITEM
PX048284	048284	4 Skt. plug (AMP/Mates to 046958)	G
PX111123	111123	Use 152370	H
PX152370	152370	14 Skt. plug (Metal)	H

PROFAX	MILLER®	DESCRIPTION	ITEM
PX046958	046958	4 Pin rcpt. (AMP/Mates to 048284)*	J
PX048283	048283	4 Pin panel (AMP/Mates to 048284)*	K
PX094480	094480	14 Pin panel (Mates to 152370)	M
PX109768	109768	Use PX094480	M
PX112296	112296	14 Pin rcpt. (Metal)(Mates to 152370)	L
PX152492	152492	Use PX094480	M

* Denotes Plastic

TWISTLOCK PLUG

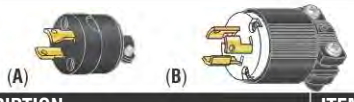

PROFAX	MILLER®	DESCRIPTION	ITEM
PX032898	032898	3 Prong plug (MHC-3GD34A)	B
PX039618	039618	2 Prong plug (Tig & feeders)	B
PX039687	039687	3 Prong plug (Feeders)	B
PX605797	605797	3 Prong plug (RHC-3)	B
PX604523	604523	2 Prong trigger plug (10 & 30 series feeders)	A

TWISTLOCK RECEPTACLE

PROFAX	MILLER®	DESCRIPTION
PX039635	039635	2 Prong rcpt. (Feeders/Mates to 039618)
PX056442	056442	3 Prong rcpt. (Feeders/Mates to 039687)
PX080280	080280	3 Prong rcpt. (RHC-3/Mates to 605797)

Replacement Parts Suitable For:

Thermal Arc®

HEFTY®

"V" KNURLED KITS

WIRE SIZE	KIT NO.	INLET GUIDE	OUTLET GUIDE
.035 - .045	376246-002	377941	375655
.052	376246-005	377943	375704

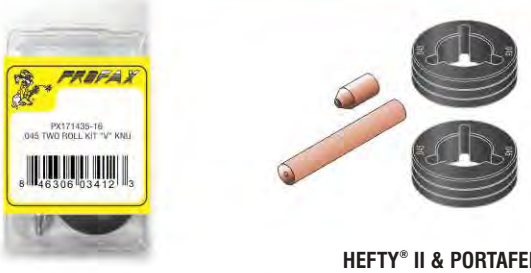

HEFTY® II & PORTAFEED® VS 12

"V" KNURLED KITS

WIRE SIZE	KIT NO.	DRIVE ROLL	INLET GUIDE	OUTLET GUIDE
.045	171435-016	170924-010	377941	375655
.052-1/16-.068	171435-011	170924-001	377943	375704
.045	375980-092	170924-010	377941	375655
.052-1/16-.068	375980-017	170924-001	377943	375704

CONTACTOR

6431 New Style 870202 and 870133

PROFAX NO.	THERMAL®	DESCRIPTION
6431	870202 870133	Contactor

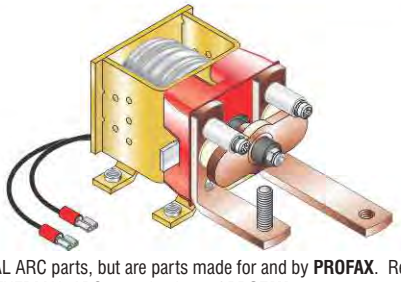

PROFAX is in no way affiliated with THERMAL ARC. The parts advertised for sale are not genuine THERMAL ARC parts, but are parts made for and by **PROFAX**. References to THERMAL ARC machines, torches, and numbers are for your convenience only. We reserve the right to substitute genuine THERMAL ARC parts in place of **PROFAX** parts.

PROFAX NO.	TREGASKISS®	WIRE SIZE	TIP I.D.
PX 403-23	403-23	.023	.031
PX 403-30	403-30	.030	.038
PX 403-35	403-35	.035	.044
PX 403-45	403-45	.045	.054
PX 403-52	403-52	.052	.064
PX 403-116	403-116	1/16"	.078

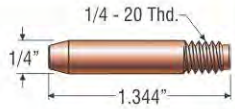

(Used with T30 & T40)

PROFAX NO.	TREGASKISS®	WIRE SIZE	TIP I.D.
PX 403-1-30	403-1-30	.030	.038
PX 403-1-35	403-1-35	.035	.044
PX 403-1-40	403-1-40	.040	.049
PX 403-1-45	403-1-45	.045	.054
PX 403-1-364	403-1-364	3/64"	.063
PX 403-1-52	403-1-52	.052	.063
PX 403-1-116	403-1-116	1/16"	.078
PX 403-1-564	403-1-564	5/64"	.093

(Used with T30, T40 & T50)

PROFAX NO.	TREGASKISS®	WIRE SIZE	TIP I.D.
PX 403-2-23	403-2-23	.023	.031
PX 403-2-30	403-2-30	.030	.038
PX 403-2-35	403-2-35	.035	.044
PX 403-2-45	403-2-45	.045	.054
PX 403-2-52	403-2-52	.052	.064
PX 403-2-116	403-2-116	1/16"	.078

(Used with T30 & T40)

PROFAX NO.	TREGASKISS®	WIRE SIZE	TIP I.D.
PX 403-3-30	403-3-30	.030	.040
PX 403-3-35	403-3-35	.035	.044
PX 403-3-40	403-3-40	.040	.049
PX 403-3-45	403-3-45	.045	.054
PX 403-3-52	403-3-52	.052	.063
PX 403-3-116	403-3-116	1/16"	.078

(Used with T30, T40 & T50)

PROFAX NO.	TREGASKISS®	DESCRIPTION
PX 401-4-38	401-4-38	Std. Nozzle 3/8"
PX 401-4-50	401-4-50	Std. Nozzle 1/2"
PX 401-4-62	401-4-62	Std. Nozzle 5/8"
PX 401-4-75	401-4-75	Std. Nozzle 3/4"
PX 401-40-38	401-40-38	Nozzle 3/8"
PX 401-42-50	401-42-50	Nozzle 1/2"
PX 401-5-62	401-5-62	H.D. Nozzle 5/8"

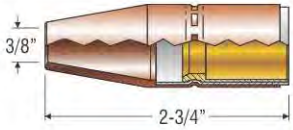

(Used with T30, T40 & T50)

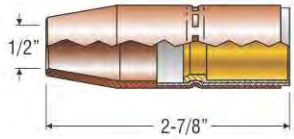

(Used with T30, T40 & T50)

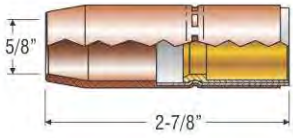

(Used with T30, T40 & T50)

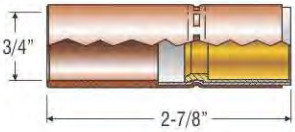

(Used with T30, T40 & T50)

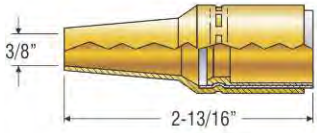

(Used with T30, T40 & T50)

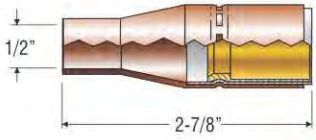

(Used with T30, T40 & T50)

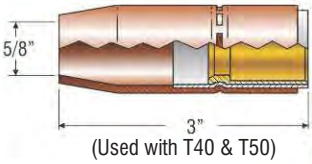

(Used with T40 & T50)

PROFAX NO.	TREGASKISS®	DESCRIPTION
PX 401-5-75	401-5-75	H.D. Nozzle 3/4"
PX 401-6-50	401-6-50	H.D. Nozzle 1/2"
PX 401-6-62	401-6-62	H.D. Nozzle 5/8"
PX 401-7-62	401-7-62	H.D. Nozzle 5/8" (brass)
PX 401-6-75	401-6-75	H.D. Nozzle 3/4"
PX 402-11	402-11	H.D. Shock washer
PX 404	404	Standard gas diffuser
PX 404-10	404-10	Standard gas diffuser w/set screw
PX 404-1	404-1	Heavy duty gas diffuser
PX 404-11	404-11	Heavy duty gas diffuser w/set screw

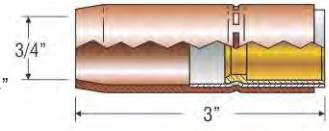

(Used with T40 & T50)

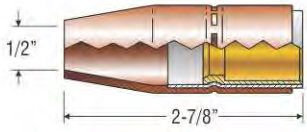

(Used with T40 & T50)

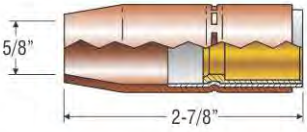

(Used with T40 & T50)

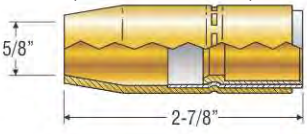

(Used with T40 & T50)

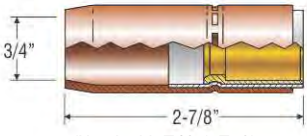

(Used with T40 & T50)

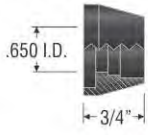

(Used with T30, T40 & T50)

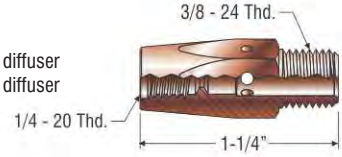

(Used with T30, T40 & T50)

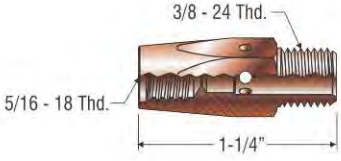

(Used with T30, T40 & T50)

PROFAX is in no way affiliated with TREGASKISS. The parts advertised for sale are not genuine TREGASKISS parts, but are parts made for and by **PROFAX**. References to TREGASKISS machines, torches, and numbers are for your convenience only. We reserve the right to substitute genuine TREGASKISS parts in place of **PROFAX** parts.

Replacement Parts Suitable For:

Tregaskiss®

PROFAX NO.	TREGASKISS®	DESCRIPTION
PX 402-3	402-3	Nozzle retainer
PX 402-4	402-4	Retainer ring
PX 402-6	402-6	O-ring

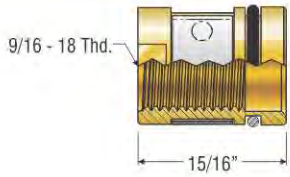

(Used with T30, T40 & T50)

PROFAX NO.	TREGASKISS®	DESCRIPTION
PX 404-3	404-3	Heavy duty retaining head
PX 404-13	404-13	Heavy duty retaining head w/set screw
PX 402-6	402-6	O-ring

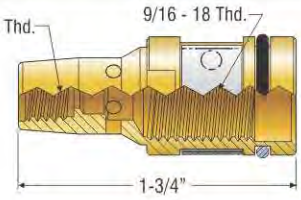

(Used with T40 & T50)

PX 305-45	305-45	Gooseneck 45°
PX 305-60	305-60	Gooseneck 60°
PX 405-22	405-22	Gooseneck 22°
PX 405-45	405-45	Gooseneck 45°
PX 405-60	405-60	Gooseneck 60°
PX 405-180	405-180	Gooseneck 180°
PX 505-22	505-22	Gooseneck 22°
PX 505-45	505-45	Gooseneck 45°
PX 505-60	505-60	Gooseneck 60°
PX 505-180	505-180	Gooseneck 180°

(Used with T30, T40 & T50)

PX TRF-4	TRF-4	Flexible barrel



(Used with T30 & T40)

Note: 15' wire conduit assembly (16' - 7" o.a.l.)
25' wire conduit assembly (27' - 1" o.a.l.)

PROFAX NO.	TREGASKISS®	DESCRIPTION		I.D.	O.D.
PX 415-35-15	415-35-15	15' steel wire conduit wire assembly - used with .035 diameter wire	(Used with T30 & T40)	.073	.175
PX 415-35-25	415-35-25	25' steel wire conduit wire assembly - used with .035 diameter wire	(Used with T30 & T40)	.073	.175
PX 415-116-15	415-116-15	15' steel wire conduit assembly - used with .045-1/16" diameter wire	(Used with T30, T40 & T50)	.089	.190
PX 415-116-2	415-116-2	15' nylon liner used with .045-1/16" diameter wire	(Used with T30, T40 & T50)	.090	.190
PX 415-116-25	415-116-25	25' steel wire conduit assembly - used with .045-1/16" diameter wire	(Used with T30, T40 & T50)	.089	.190
PX 415-564-15	415-564-15	15' steel liner used with 5/64" diameter wire	(Used with T30, T40 & T50)	.110	.190
PX 415-564-25	415-564-25	25' steel wire conduit assembly - used with 5/64" diameter wire	(Used with T30, T40 & T50)	.110	.190
PX 415-1*	415-1*	O-ring			

Tregaskiss® NEW Style

Note: 15' wire conduit assembly (16' - 7" o.a.l.)
25' wire conduit assembly (27' - 1" o.a.l.)

PROFAX NO.	NEW TREGASKISS®	OLD TREGASKISS®	DESCRIPTION	I.D.	O.D.
PX L3A-15	L3A-15	415-35-15	15' Wire conduit assembly — used with .035-.045 diameter wire	.072	.180
PX L4A-15	L4A-15	415-116-15	15' Wire conduit assembly — used with .045-.062 diameter wire	.078	.187
PX L6A-15	L6A-15	415-564-15	15' Wire conduit assembly — used with 5/64" diameter wire	.105	.215
PX L3A-25	L3A-25	415-35-25	25' Wire conduit assembly — used with .035-.045 diameter wire	.072	.180
PX L4A-25	L4A-25	415-116-25	25' Wire conduit assembly — used with .045-.062 diameter wire	.078	.187
PX L6A-25	L6A-25	415-564-25	25' Wire conduit assembly — used with 5/64" diameter wire	.105	.215

PROFAX is in no way affiliated with TREGASKISS. The parts advertised for sale are not genuine TREGASKISS parts, but are parts made for and by **PROFAX**. References to TREGASKISS machines, torches, and numbers are for your convenience only. We reserve the right to substitute genuine TREGASKISS parts in place of **PROFAX** parts.

Tweco Products, Inc.®

PROFAX

PROFAX NO.	TWECO®	WIRE SIZE	TIP I.D.
PX 11-23	11-23	.023	.031
PX 11-30	11-30	.030	.038
PX 11-35	11-35	.035	.044
PX 11-40	11-40	.040	.047
PX 11-45	11-45	.045	.054
PX 11-52	11-52	.052	.064

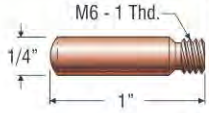

(Use on Mini and #1 Gun)

PX 11T23	11T23	.023	.031
PX 11T30	11T30	.030	.038
PX 11T35	11T35	.035	.044
PX 11T40	11T40	.040	.047
PX 11T45	11T45	.045	.054
PX 11T52	11T52	.052	.064

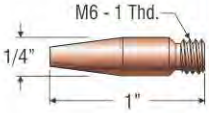

(Use on Mini and #1 Gun)

PX 11H30	11H30	.030	.038
PX 11H35	11H35	.035	.044
PX 11H40	11H40	.040	.049
PX 11H45	11H45	.045	.054
PX 11AH364	11AH364	3/64"	.059



(Use on Mini and #1 Gun)

PX 14-23	14-23	.023	.031
PX 14-30	14-30	.030	.038
PX 14-35	14-35	.035	.044
PX 14-40	14-40	.040	.047
PX 14-45	14-45	.045	.054
PX 14-52	14-52	.052	.064
PX 14-116	14-116	1/16"	.073
PX 14-564	14-564	5/64"	.090
PX 14A364	14A364	3/64"	.059
PX 14A116	14A116	1/16"	.078

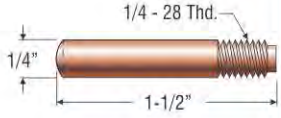

(Use on #2, 3, 4 Gun)

PX 14FC045	14FC045	.045	.054
PX 14FC052	14FC052	.052	.063
PX 14FC116	14FC116	1/16"	.078
PX 14FC068	14FC068	.068-.072	.087
PX 14FC564	14FC564	5/64"	.093
PX 14FC332	14FC332	3/32"	.108

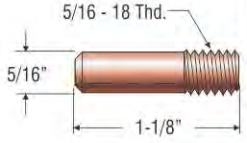

(Used with 350amp flux core gun)

PX 14T23	14T23	.023	.031
PX 14T30	14T30	.030	.038
PX 14T35	14T35	.035	.044
PX 14T40	14T40	.040	.047
PX 14T45	14T45	.045	.054
PX 14T52	14T52	.052	.064
PX 14T116	14T116	1/16"	.073
PX 14T564*	14T564*	5/64"	.090

*Available on request.

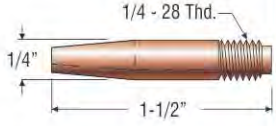

(Use on #2, 3, 4 Gun)

PX 14H30	14H30	.030	.038
PX 14H35	14H35	.035	.044
PX 14H40	14H40	.040	.049
PX 14H45	14H45	.045	.054
PX 14H52	14H52	.052	.064
PX 14H116	14H116	1/16"	.073
PX 14H564	14H564	5/64"	.093
PX 14AH364	14AH364	3/64"	.059
PX 14AH116	14AH116	1/16"	.078

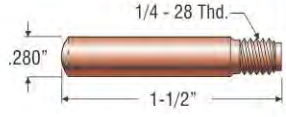

(Use on #2, 3, 4 Gun)

PROFAX NO.	TWECO®	WIRE SIZE	TIP I.D.
PX 14HT35	14HT35	.035	.044
PX 14HT40	14HT40	.040	.049
PX 14HT45	14HT45	.045	.054
PX 14HT52	14HT52	.052	.064
PX 14HT116	14HT116	1/16"	.073
PX 14HT564	14HT564	5/64"	.093

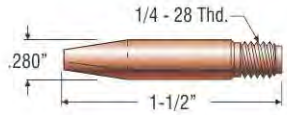

PX 15H35	15H35	.035	.044
PX 15H45	15H45	.045	.054
PX 15H52	15H52	.052	.064
PX 15H116	15H116	1/16"	.073
PX 15H564	15H564	5/64"	.090
PX 15H332	15H332	3/32"	.106
PX 15H764	15H764	7/64"	.120
PX 15H18	15H18	1/8"	.140
PX 15AH364	15AH364	3/64"	.059
PX 15AH116	15AH116	1/16"	.078

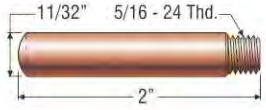

(Use on #5 Gun)

PX 15HFC35	15HFC35	.035	.044
PX 15HFC45	15HFC45	.045	.054
PX 15HFC52	15HFC52	.052	.064
PX 15HFC116	15HFC116	1/16"	.073
PX 15HFC564	15HFC564	5/64"	.090
PX 15HFC332	15HFC332	3/32"	.106
PX 15HFC764	15HFC764	7/64"	.120
PX 15HFC18	15HFC18	1/8"	.140
PX 15AHFC364	15AHFC364	3/64"	.059
PX 15AHFC116	15AHFC116	1/16"	.078

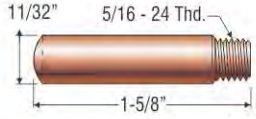

(Use on #5 Gun)

PX 16S-30	16S-30	.030	.040
PX 16S-35	16S-35	.035	.044
PX 16S-40	16S-40	.040	.049
PX 16S-45	16S-45	.045	.054
PX 16S-52	16S-52	.052	.064
PX 16S-116	16S-116	1/16"	.073
PX 16S-564	16S-564	5/64"	.093
PX 16S-332	16S-332	3/32"	.109
PX 16S-18	16S-18	1/8"	.140



PX 16ST-30	16ST-30	.030	.040
PX 16ST-35	16ST-35	.035	.044
PX 16ST-40	16ST-40	.040	.049
PX 16ST-45	16ST-45	.045	.054
PX 16ST-52	16ST-52	.052	.064
PX 16ST-116	16ST-116	1/16"	.073
PX 16ST-564	16ST-564	5/64"	.090
PX 16ST-332	16ST-332	3/32"	.109



PX 17S-30	17S-30	.030	.040
PX 17S-35	17S-35	.035	.044
PX 17S-40	17S-40	.040	.049
PX 17S-45	17S-45	.045	.054
PX 17S-52	17S-52	.052	.064
PX 17S-116	17S-116	1/16"	.073
PX 17S-564	17S-564	5/64"	.093
PX 17S-332	17S-332	3/32"	.109

PX 17ST-30	17ST-30	.030	.040
PX 17ST-35	17ST-35	.035	.044
PX 17ST-40	17ST-40	.040	.049
PX 17ST-45	17ST-45	.045	.054
PX 17ST-52	17ST-52	.052	.064
PX 17ST-116	17ST-116	1/16"	.073
PX 17ST-564	17ST-564	5/64"	.093
PX 17ST-332	17ST-332	3/32"	.109



PROFAX is in no way affiliated with TWECO PRODUCTS, INC. The parts advertised for sale are not genuine TWECO PRODUCTS, INC. parts, but are parts made for and by **PROFAX**. References to TWECO PRODUCTS, INC. machines, torches, and numbers are for your convenience only. We reserve the right to substitute genuine TWECO PRODUCTS, INC. parts in place of **PROFAX** parts.

Replacement Parts Suitable For:

Tweco Products, Inc.®

PROFAX NO.	TWECO®	DESCRIPTION
PX 21-37	21-37	Nozzle 3/8" 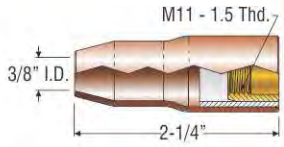 (Mini Mig & 1 Gun)
PX 21-50	21-50	Nozzle 1/2" 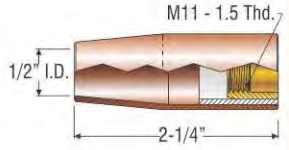 (Mini Mig & 1 Gun)
PX 21-62	21-62	Nozzle 5/8" 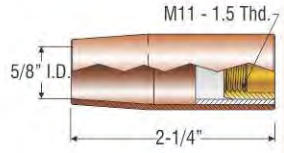 (Mini Mig & 1 Gun)
PX 21-37F	21-37F	Nozzle 3/8" 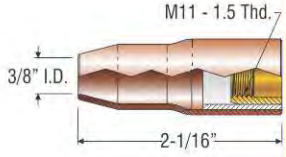 (Mini Mig & 1 Gun)
PX 21-50F	21-50F	Nozzle 1/2" 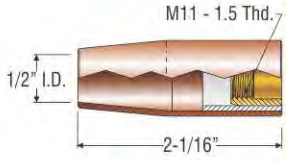 (Mini Mig & 1 Gun)
PX 21-62F	21-62F	Nozzle 5/8" 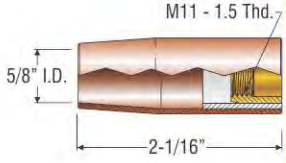 (Mini Mig & 1 Gun)
PX 21T37	21T37	Tapered nozzle 3/8" 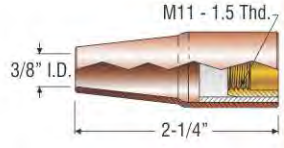 (Mini Mig & 1 Gun)

PROFAX NO.	TWECO®	DESCRIPTION
PX 22-37	22-37	Nozzle 3/8" 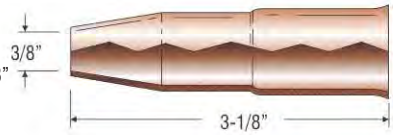 (Use on #2 gun, adjustable used with 32 insulator and 52 gas diffuser)
PX 22-50	22-50	Nozzle 1/2" 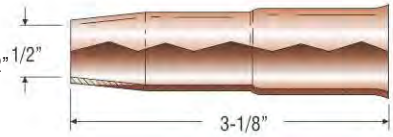 (Use on #2 gun, adjustable used with 32 insulator and 52 gas diffuser)
PX 22-62	22-62	Nozzle 5/8" 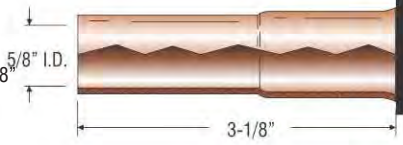 (Use on #2 gun, adjustable used with 32 insulator and 52 gas diffuser)
PX 22-62FAS	22-62FAS	Spot Nozzle 5/8" 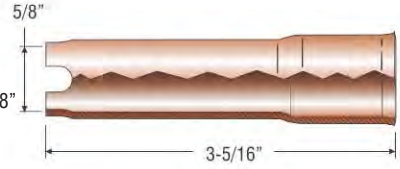 (Use on #2 gun, flat arc spot, adjustable used with 32 insulator and 52 gas diffuser)
PX 22-37SS	22-37SS	Nozzle 3/8" 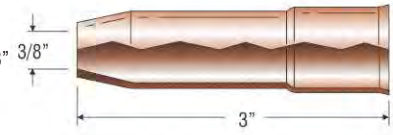 (Use on #2 gun, short stop, adjustable used with 32 insulator and 52 gas diffuser)
PX 22-50SS	22-50SS	Nozzle 1/2" 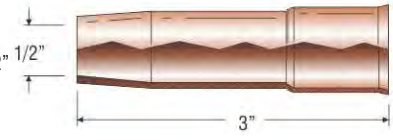 (Use on #2 gun, short stop, adjustable used with 32 insulator and 52 gas diffuser)
PX 22-62SS	22-62SS	Nozzle 5/8" 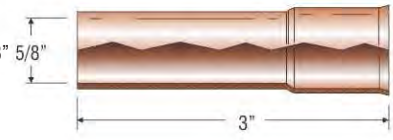 (Use on #2 gun, short stop, adjustable used with 32 insulator and 52 gas diffuser)

Tweco®

PROFAX is in no way affiliated with TWECO PRODUCTS, INC. The parts advertised for sale are not genuine TWECO PRODUCTS, INC. parts, but are parts made for and by **PROFAX**. References to TWECO PRODUCTS, INC. machines, torches, and numbers are for your convenience only. We reserve the right to substitute genuine TWECO PRODUCTS, INC. parts in place of **PROFAX** parts.

PROFAX NO.	TWECO®	DESCRIPTION
PX 22T37SS	22T37SS	Tapered nozzle 3/8" 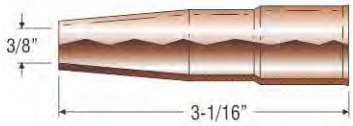 (Use on #2 gun, short stop, used with 32 insulator and 52 gas diffuser)
PX 23-37	23-37	Nozzle 3/8" 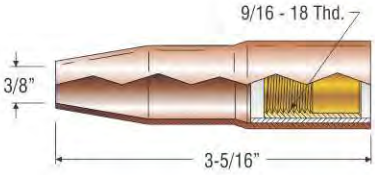 (Self insulated nozzles, use on #3 & 4 gun)
PX 23-50	23-50	Nozzle 1/2" 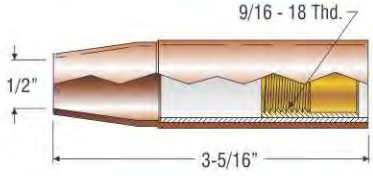 (Self insulated nozzles, use on #3 & 4 gun)
PX 23-62	23-62	Nozzle 5/8" 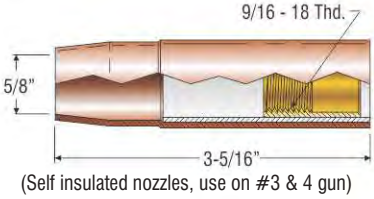 (Self insulated nozzles, use on #3 & 4 gun)
PX 23-75	23-75	Nozzle 3/4" 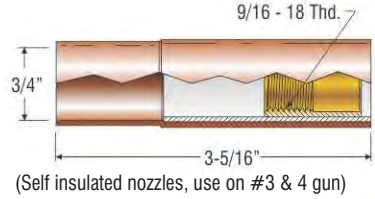 (Self insulated nozzles, use on #3 & 4 gun)
PX 23-37F	23-37F	Nozzle 3/8" 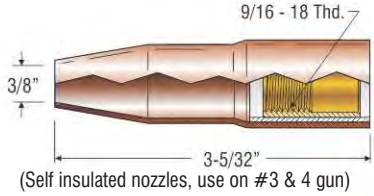 (Self insulated nozzles, use on #3 & 4 gun)
PX 23-50F	23-50F	Nozzle 1/2" 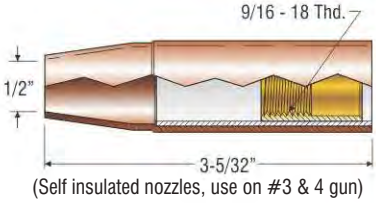 (Self insulated nozzles, use on #3 & 4 gun)

PROFAX NO.	TWECO®	DESCRIPTION
PX 23-62F	23-62F	Nozzle 5/8" 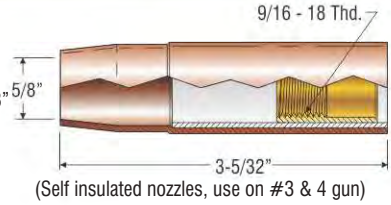 (Self insulated nozzles, use on #3 & 4 gun)
PX 23-75F	23-75F	Nozzle 3/4" 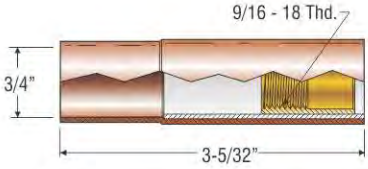 (Self insulated nozzles, use on #3 & 4 gun)
PX 23H50	23H50	Heavy duty nozzle 1/2" 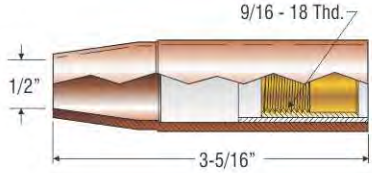 (Self insulated nozzles, use on #3 & 4 gun)
PX 23H62	23H62	Heavy duty nozzle 5/8" 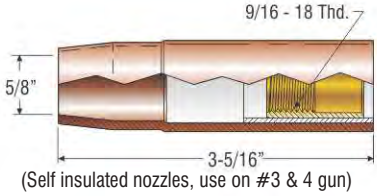 (Self insulated nozzles, use on #3 & 4 gun)
PX 23H75	23H75	Heavy duty nozzle 3/4" 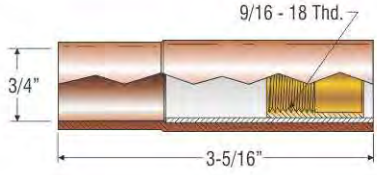 (Self insulated nozzles, use on #3 & 4 gun)
PX 23T37	23T37	Tapered nozzle 3/8" 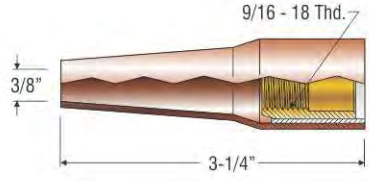 (Self insulated nozzles, use on #3 & 4 gun)
PX 24A50	24A50	Nozzle 1/2" 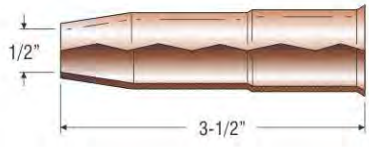 (Use on #3 & 4 gun - adjustable, used with 34A nozzle insulator)
PX 24A62	24A62	Nozzle 5/8" 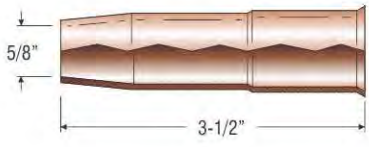 (Use on #3 & 4 gun - adjustable, used with 34A nozzle insulator)

PROFAX is in no way affiliated with TWECO PRODUCTS, INC. The parts advertised for sale are not genuine TWECO PRODUCTS, INC. parts, but are parts made for and by **PROFAX**. References to TWECO PRODUCTS, INC. machines, torches, and numbers are for your convenience only. We reserve the right to substitute genuine TWECO PRODUCTS, INC. parts in place of **PROFAX** parts.

Replacement Parts Suitable For:

Tweco Products, Inc.®

PROFAX NO.	TWECO®	DESCRIPTION
PX 24A75	24A75	Nozzle 3/4" 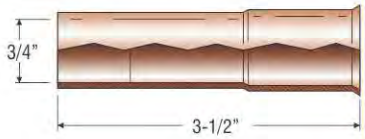 (Use on #3 & 4 gun - adjustable, used with 34A nozzle insulator)
PX 24A50SS	24A50SS	Nozzle 1/2" 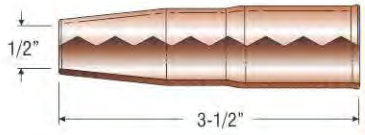 (Use on #3 & 4 gun - short stop, adjustable, used with 34A nozzle insulator)
PX 24A62SS	24A62SS	Nozzle 5/8" 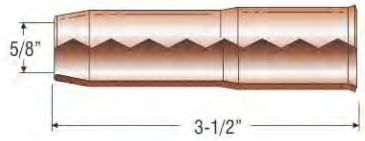 (Use on #3 & 4 gun - short stop, adjustable, used with 34A nozzle insulator)
PX 24A75SS	24A75SS	Nozzle 3/4" 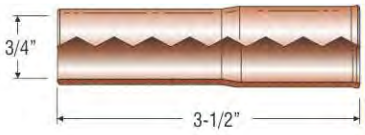 (Use on #3 & 4 gun - short stop, adjustable, used with 34A nozzle insulator)
PX 24AH50	24AH50	Heavy duty nozzle 1/2" 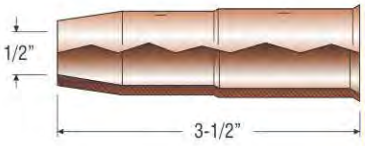 (Use on #3 & 4 gun - heavy duty - adjustable used with 34A nozzle insulator)
PX 24AH62	24AH62	Heavy duty nozzle 5/8" 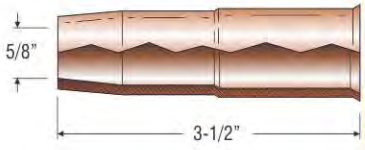 (Use on #3 & 4 gun - heavy duty - adjustable used with 34A nozzle insulator)
PX 24AH75	24AH75	Heavy duty nozzle 3/4" 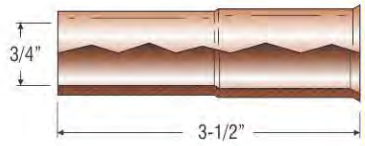 (Use on #3 & 4 gun - heavy duty - adjustable used with 34A nozzle insulator)

PROFAX NO.	TWECO®	DESCRIPTION
PX 24AT37SS	24AT37SS	Tapered nozzle 3/8" 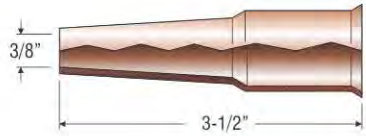 (Use on #3 & 4 gun - adjustable used with 34A nozzle insulator)
PX 24CT37S	24CT37S	Nozzle 3/8" (Use on #3 & 4 gun - coarse thread - fixed nozzle - used with 34CT nozzle insulator) 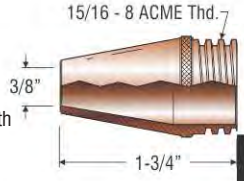
PX 24CT50S	24CT50S	Nozzle 1/2" (F series available) (Use on #3 & 4 gun - coarse thread - fixed nozzle - used with 34CT nozzle insulator) 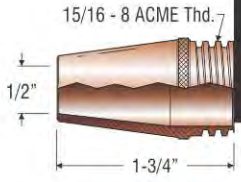
PX 24CT62S	24CT62S	Nozzle 5/8" (F series available) (Use on #3 & 4 gun - coarse thread - fixed nozzle - used with 34CT nozzle insulator) 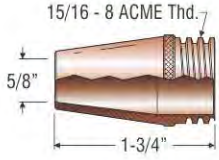
PX 24CT75S	24CT75S	Nozzle 3/4" (Use on #3 & 4 gun - coarse thread - fixed nozzle - used with 34CT nozzle insulator) 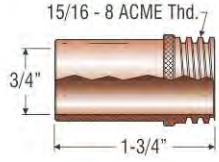
PX 24CT50F	24CT50F	Nozzle 1/2" (Use on #3 & 4 gun - coarse thread - fixed nozzle - used with 34CT nozzle insulator) 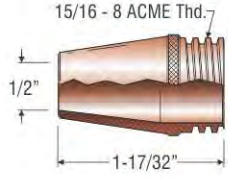
PX 24CT62F	24CT62F	Nozzle 5/8" (Use on #3 & 4 gun - coarse thread - fixed nozzle - used with 34CT nozzle insulator) 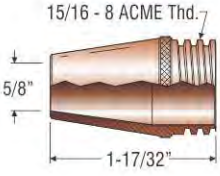
PX 24CT75F	24CT75F	Nozzle 3/4" (Use on #3 & 4 gun - coarse thread - fixed nozzle - used with 34CT nozzle insulator) 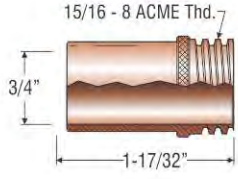

Tweco®

PROFAX is in no way affiliated with TWECO PRODUCTS, INC. The parts advertised for sale are not genuine TWECO PRODUCTS, INC. parts, but are parts made for and by **PROFAX**. References to TWECO PRODUCTS, INC. machines, torches, and numbers are for your convenience only. We reserve the right to substitute genuine TWECO PRODUCTS, INC. parts in place of **PROFAX** parts.

PROFAX NO.	TWECO®	DESCRIPTION
PX HD24L-50	HD24L-50	Nozzle 1/2" 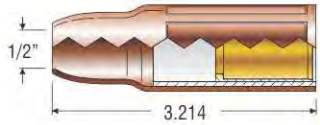 (Use on Spray Master™ 450 amp mig gun - Used with HD54-16 diffuser)
PX HD24L-62	HD24L-62	Nozzle 5/8" 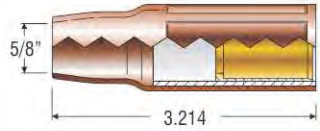 (Use on Spray Master™ 450 amp mig gun - Used with HD54-16 diffuser)
PX HD24L-75	HD24L-75	Nozzle 3/4" 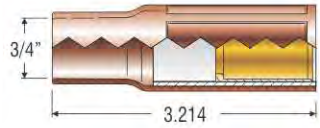 (Use on Spray Master™ 450 amp mig gun - Used with HD54-16 diffuser)
PX 25CT-50	25CT-50	Nozzle 1/2" 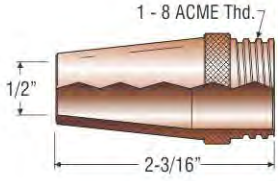 (Use on #5 gun - coarse thread - fixed nozzle - used with 35CT nozzle insulator)
PX 25CT-62	25CT-62	Nozzle 5/8" 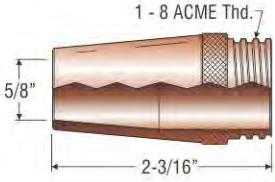 (Use on #5 gun - coarse thread - fixed nozzle - used with 35CT nozzle insulator)
PX 25CT-75	25CT-75	Nozzle 3/4" 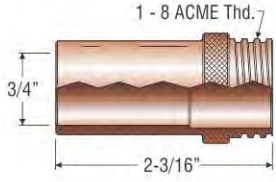 (Use on #5 gun - coarse thread - fixed nozzle - used with 35CT nozzle insulator)
PX 25I-62	25I-62	Nozzle 5/8" 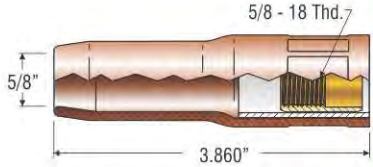 (Use on #5 gun)
PX 25I-75	25I-75	Nozzle 3/4" 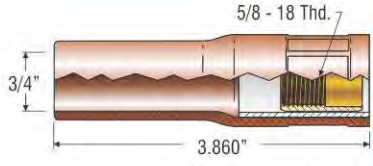 (Use on #5 gun)

PROFAX NO.	TWECO®	DESCRIPTION
PX 26I-62	26I-62	Nozzle 5/8" 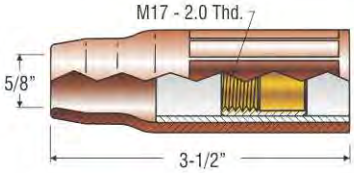 (Use on #6 gun)
PX 26I-75	26I-75	Nozzle 3/4" 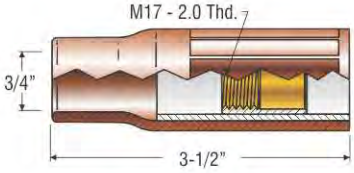 (Use on #6 gun)
PX 32	32	Insulator 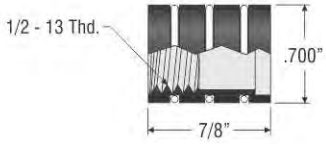 (Use on #2 gun - used with adjustable nozzles)
PX 34A	34A	Insulator 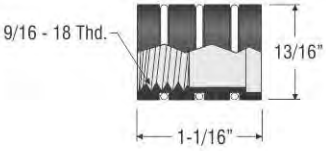 (Use on #4 gun - used with adjustable nozzles)
PX 34CT	34CT	Insulator 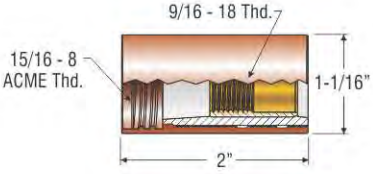 (Use on #2, 3, & 4 gun - used with coarse thread nozzles)
PX 34CT-HT	34CT-HT	Insulator 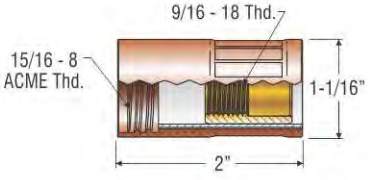 **Special for hi temp applications.**
PX 35CT	35CT	Insulator 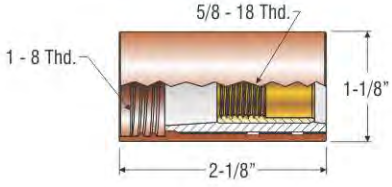 (Use on #5 gun - used with coarse thread nozzles)
PX 35CT-HT	35CT-HT	Insulator 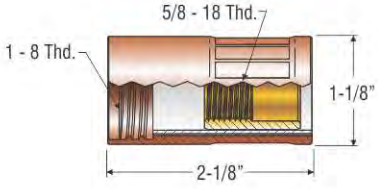 **Special for hi temp applications.**

PROFAX is in no way affiliated with TWECO PRODUCTS, INC. The parts advertised for sale are not genuine TWECO PRODUCTS, INC. parts, but are parts made for and by **PROFAX**. References to TWECO PRODUCTS, INC. machines, torches, and numbers are for your convenience only. We reserve the right to substitute genuine TWECO PRODUCTS, INC. parts in place of **PROFAX** parts.

Replacement Parts Suitable For:

Tweco Products, Inc.®

PROFAX NO.	TWECO®	DESCRIPTION
PX 35-50	35-50	Gas diffuser 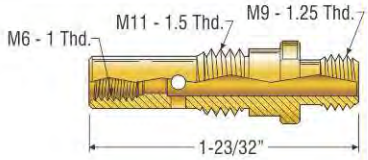 (Use on mini mig gun)
PX 51	51	Gas diffuser 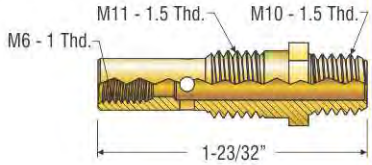 (Use on #1 gun)
PX 51-23	51-23	Gas diffuser 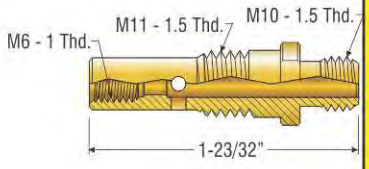 (Use on #1 gun)
PX 51-3/8-24	51-3/8-24	Gas diffuser 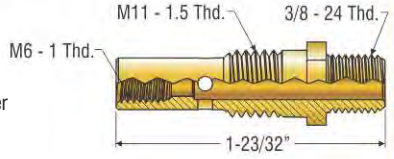 (Adapts 21 series nozzles to #2 gun)
PX 52	52	Gas diffuser 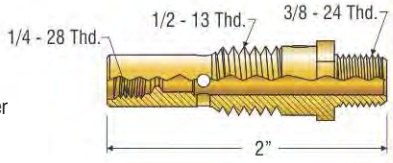 (Use on #2 gun - used with 32 insulator .030 thru. .045 diameter wire)
PX 52-23	52-23	Gas diffuser 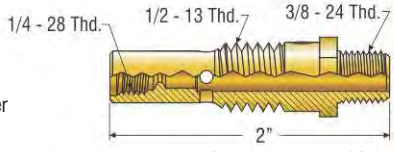 (Use on #2 gun - used with 32 insulator .023 diameter wire)
PX 52FN	52FN	Gas diffuser 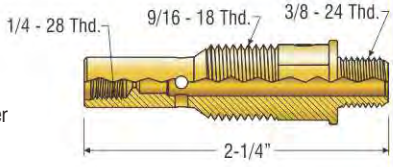 (Use on #2 gun - use with 23 series nozzles or 34A)
PX 52FNM10	52FNM10	Gas diffuser 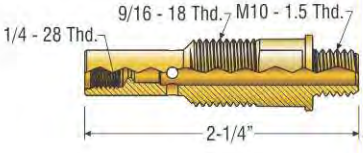 (Adapts 23 series nozzles to #1 gun)

PROFAX NO.	TWECO®	DESCRIPTION
PX 52M10	52M10	Gas diffuser 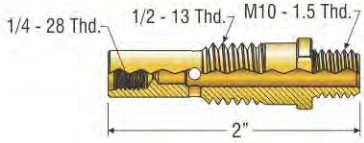 (Adapts 22 series nozzles to #1 gun)
PX 54A PX 54C	54A 54P	Gas diffuser Gas diffuser (Copper) 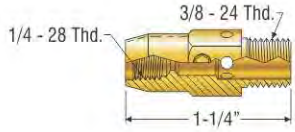 (Use on #3 & 4 gun)
PX 54A16	54A16	Gas diffuser (Use on #3 and #4 gun for 16S series tips) 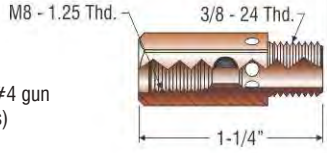 (Use on #3 & 4 gun)
PX HD54-16	HD54-16	Gas Diffuser 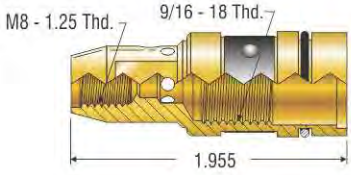 (Use on Spray Master™ 450 amp mig gun)
PX 55	55	Gas diffuser (Use on #5 gun - used with 45N-116, 45-564 conduits)
PX 55SW	55SW	Gas Diffuser (Use on #5 Gun - used with 45-3545, 45-116 conduits)
PX 55H	55H	Gas Diffuser (Use on #5 Gun - used with 45H-332, 45H-764 conduits) 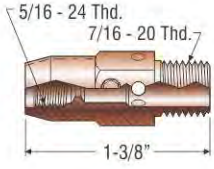
X-52		Allows you to convert the *Eliminator™ 250 gun to standard front end parts. 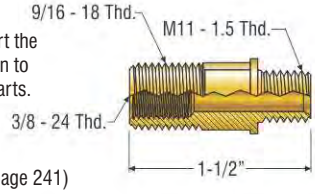 (See diagram on page 241)
X-54		Allows you to convert the *Eliminator™ 450 gun to standard front end parts. 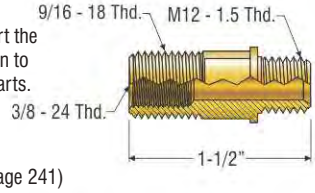 (See diagram on page 241)
X-56		Allows you to convert the *Eliminator™ 600 gun to standard front end parts. 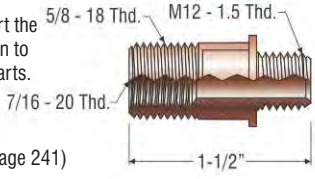 (See diagram on page 241)

*Eliminator™ is a registered trademark of Tweco Products, Inc.

PROFAX is in no way affiliated with TWECO PRODUCTS, INC. The parts advertised for sale are not genuine TWECO PRODUCTS, INC. parts, but are parts made for and by **PROFAX**. References to TWECO PRODUCTS, INC. machines, torches, and numbers are for your convenience only. We reserve the right to substitute genuine TWECO PRODUCTS, INC. parts in place of **PROFAX** parts.

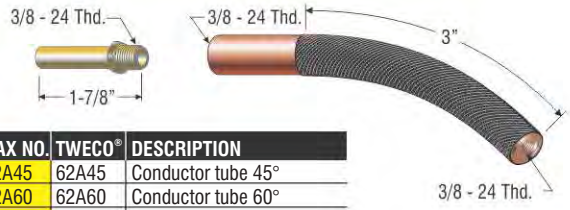

PROFAX NO.	TWECO®	DESCRIPTION
PX 62A45	62A45	Conductor tube 45°
PX 62A60	62A60	Conductor tube 60°
PX 62A80	62A80	Conductor tube 80°
PX 62A180	62A180	Conductor tube 180°
PX 62N	62N	Nipple

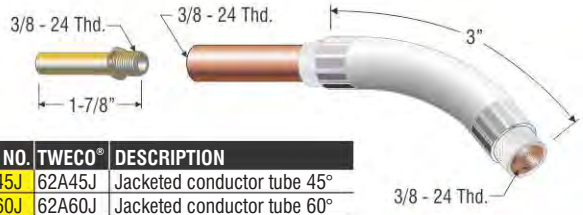

PROFAX NO.	TWECO®	DESCRIPTION
PX 62A45J	62A45J	Jacketed conductor tube 45°
PX 62A60J	62A60J	Jacketed conductor tube 60°
PX 62A180J	62A180J	Jacketed conductor tube 180°
PX 62N	62N	Nipple

Also available in 12", 18" and 24"

Tweco®

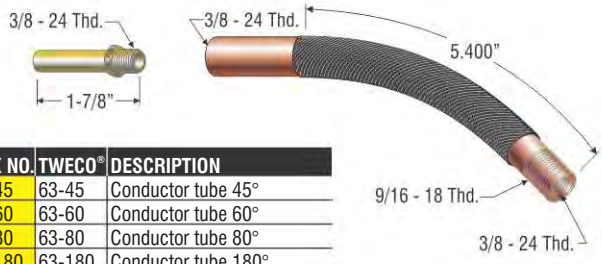

PROFAX NO.	TWECO®	DESCRIPTION
PX 63-45	63-45	Conductor tube 45°
PX 63-60	63-60	Conductor tube 60°
PX 63-80	63-80	Conductor tube 80°
PX 63-180	63-180	Conductor tube 180°
PX 62N	62N	Nipple

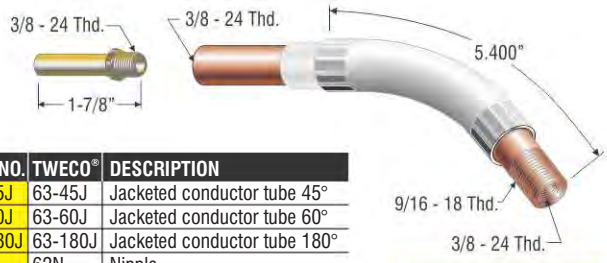

PROFAX NO.	TWECO®	DESCRIPTION
PX 63-45J	63-45J	Jacketed conductor tube 45°
PX 63-60J	63-60J	Jacketed conductor tube 60°
PX 63-180J	63-180J	Jacketed conductor tube 180°
PX 62N	62N	Nipple

Also available in 12", 18" and 24"

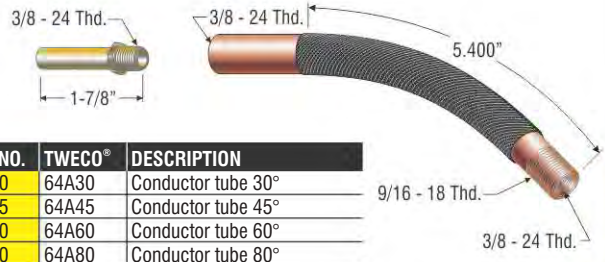

PROFAX NO.	TWECO®	DESCRIPTION
PX 64A30	64A30	Conductor tube 30°
PX 64A45	64A45	Conductor tube 45°
PX 64A60	64A60	Conductor tube 60°
PX 64A80	64A80	Conductor tube 80°
PX 64A180	64A180	Conductor tube 180°
PX 64A60-3R	64A60-3R	Conductor tube 3" radius 60°
PX 64N	64N	Nipple

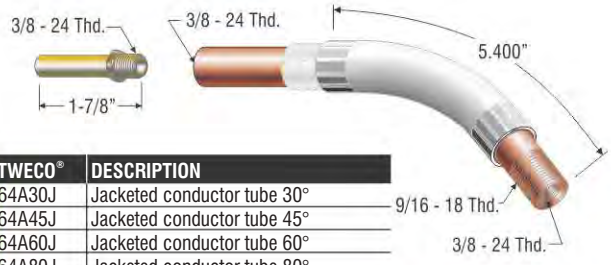

PROFAX NO.	TWECO®	DESCRIPTION
PX 64A30J	64A30J	Jacketed conductor tube 30°
PX 64A45J	64A45J	Jacketed conductor tube 45°
PX 64A60J	64A60J	Jacketed conductor tube 60°
PX 64A80J	64A80J	Jacketed conductor tube 80°
PX 64A180J	64A180J	Jacketed conductor tube 180°
PX 64A60-3RJ	64A60-3RJ	Jacketed conductor tube 3" radius 60°
PX 64N	64N	Nipple

Also available in 12", 18" and 24"

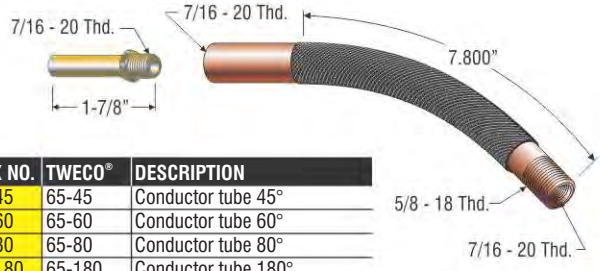

PROFAX NO.	TWECO®	DESCRIPTION
PX 65-45	65-45	Conductor tube 45°
PX 65-60	65-60	Conductor tube 60°
PX 65-80	65-80	Conductor tube 80°
PX 65-180	65-180	Conductor tube 180°
PX 65-60-3R	65-60-3R	Conductor tube 3" radius 60°
PX 65N	65N	Nipple

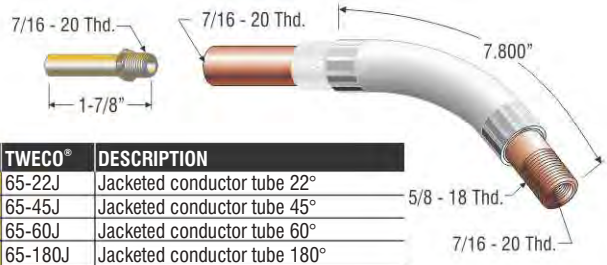

PROFAX NO.	TWECO®	DESCRIPTION
PX 65-22J	65-22J	Jacketed conductor tube 22°
PX 65-45J	65-45J	Jacketed conductor tube 45°
PX 65-60J	65-60J	Jacketed conductor tube 60°
PX 65-180J	65-180J	Jacketed conductor tube 180°
PX 65-60-3RJ	65-60-3RJ	Jacketed conductor tube 3" radius 60°
PX 65N	65N	Nipple

Also available in 12", 18" and 24"

PROFAX is in no way affiliated with TWECO PRODUCTS, INC. The parts advertised for sale are not genuine TWECO PRODUCTS, INC. parts, but are parts made for and by **PROFAX**. References to TWECO PRODUCTS, INC. machines, torches, and numbers are for your convenience only. We reserve the right to substitute genuine TWECO PRODUCTS, INC. parts in place of **PROFAX** parts.

Note: 15' wire conduit assembly (16' - 0" o.a.l.)
25' wire conduit assembly (26' - 0" o.a.l.)

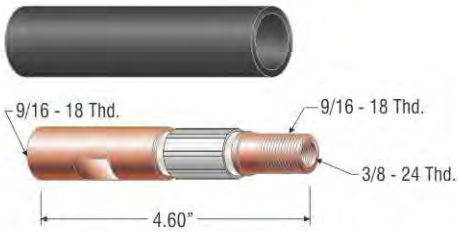

PROFAX NO.	TWECO®	DESCRIPTION
64A-4EX		4 inch extension with insulator



PROFAX NO.	TWECO®	DESCRIPTION
64A-6EX		6 inch extension with insulator



PROFAX NO.	TWECO®	DESCRIPTION
64A-8EX		8 inch extension with insulator

PROFAX NO.	TWECO®	DESCRIPTION
TF-160		***PROFAX*** flexible barrel for *Tweco's® Mini Mig

FOR SPECIAL APPLICATIONS THESE TFX2'S ARE AVAILABLE ON REQUEST.

PROFAX NO.	TWECO®	DESCRIPTION	PROFAX NO.	DESCRIPTION
TFX-2		***PROFAX*** flexible barrel for *Tweco's® #2 gun for extreme heat	TFX2-12SP	***PROFAX*** flexible barrel 16" over all length
			TFX2-18SP	***PROFAX*** flexible barrel 22" over all length
			TFX2-24SP	***PROFAX*** flexible barrel 28" over all length

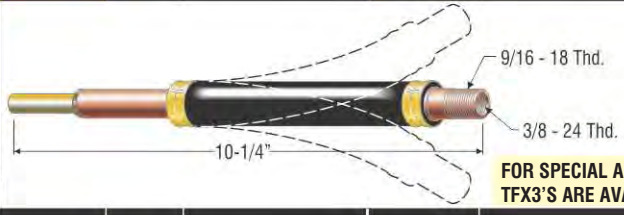

FOR SPECIAL APPLICATIONS THESE TFX3'S ARE AVAILABLE ON REQUEST.

PROFAX NO.	TWECO®	DESCRIPTION	PROFAX NO.	DESCRIPTION
TFX-3		***PROFAX*** flexible barrel for *Tweco's® #3 gun for extreme heat	TFX3-12SP	***PROFAX*** flexible barrel 16" over all length
			TFX3-18SP	***PROFAX*** flexible barrel 22" over all length
			TFX3-24SP	***PROFAX*** flexible barrel 28" over all length

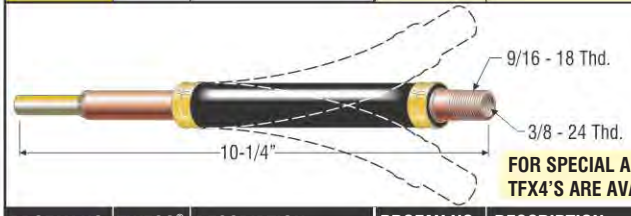

FOR SPECIAL APPLICATIONS THESE TFX4'S ARE AVAILABLE ON REQUEST.

PROFAX NO.	TWECO®	DESCRIPTION	PROFAX NO.	DESCRIPTION
TFX-4		***PROFAX*** flexible barrel for *Tweco's® #4 gun for extreme heat	TFX4-12SP	***PROFAX*** flexible barrel 16" over all length
			TFX4-18SP	***PROFAX*** flexible barrel 22" over all length
			TFX4-24SP	***PROFAX*** flexible barrel 28" over all length

PROFAX X-52, X-54, and X-56 adapters

Allows you to use your standard parts on the *Eliminator™ 250, 450, 600 MIG guns and Spraymaster™ 250 and 350.
New ideas sometimes carry a high cost to you and your customers. By using "**The *PROFAX* X-52, X-54, and X-56 adapters**" you can provide your customer with the latest in MIG gun design and not have to pass on the expense of new front end parts inventory.

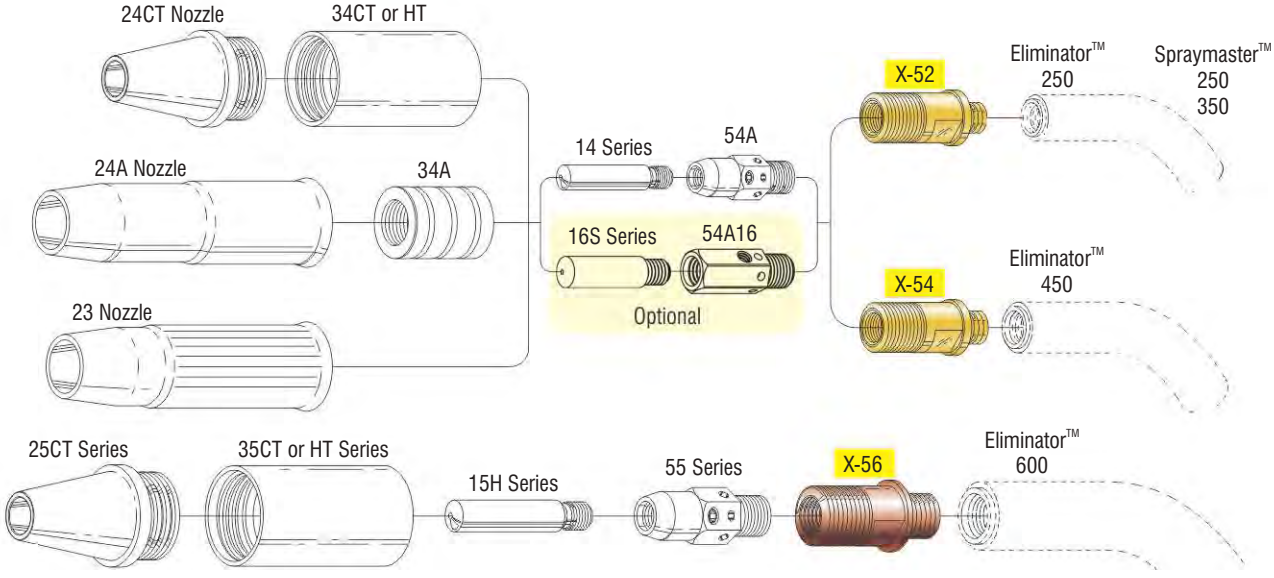

*Eliminator™ and Spraymaster™ are registered trademarks of Tweco Products, Inc.

PROFAX is in no way affiliated with TWECO PRODUCTS, INC. The parts advertised for sale are not genuine TWECO PRODUCTS, INC. parts, but are parts made for and by **PROFAX**. References to TWECO PRODUCTS, INC. machines, torches, and numbers are for your convenience only. We reserve the right to substitute genuine TWECO PRODUCTS, INC. parts in place of **PROFAX** parts.

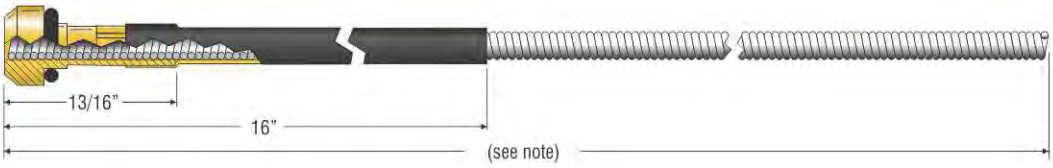

(Use on Mini Mig)

Note: 15' wire conduit assembly (16'-0" o.a.l.)

PROFAX NO.	TWECO®	DESCRIPTION	I.D.	O.D.
PX 23-40-15	23-40-15	15' Mini mig liner — used with .023 diameter wire	.037	.123
PX 35-40-15	35-40-15	15' Mini mig liner — used with .030-.035 diameter wire	.057	.136
PX 45-40-15	45-40-15	15' Mini mig liner — used with .040-.045 diameter wire	.067	.136

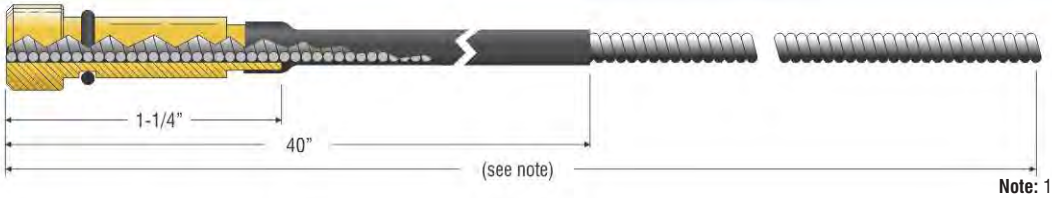

(Use on #1 & #2 guns)

Note: 15' wire conduit assembly (16'-0" o.a.l.)
25' wire conduit assembly (26'-0" o.a.l.)

PROFAX NO.	TWECO®	DESCRIPTION	I.D.	O.D.
PX 42-23-15	42-23-15	15' wire conduit assembly — used with .023 diameter wire	.044	.125
PX 42-3035-15	42-3035-15	15' wire conduit assembly — used with .030-.035 diameter wire	.052	.156
PX 42-4045-15	42-4045-15	15' wire conduit assembly — used with .040-.045 diameter wire	.060	.156
PX 42-116-15	42-116-15	15' wire conduit assembly — used with .052-1/16" diameter wire	.078	.156
PX 42N-3545-15	42N-3545-15	15' wire conduit assembly — used with .035-3/64" diameter aluminum wire nylon	.065	.138
PX 42-3035-25	42-3035-25	25' wire conduit assembly — used with .030-.035 diameter wire	.052	.156
PX 42-4045-25	42-4045-25	25' wire conduit assembly — used with .040-.045 diameter wire	.060	.156
PX 42-116-25	42-116-25	25' wire conduit assembly — used with .052-1/16" diameter wire	.078	.156

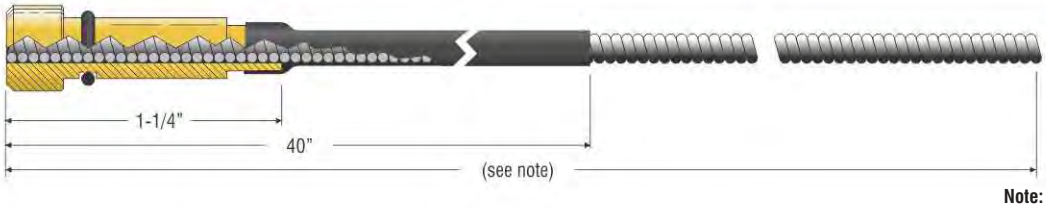

(Use on #3 & #4 guns)

Note: 15' wire conduit assembly (16'-0" o.a.l.)
25' wire conduit assembly (26'-0" o.a.l.)

PROFAX NO.	TWECO®	DESCRIPTION	I.D.	O.D.
PX 44-3545-15	44-3545-15	15' wire conduit assembly — used with .035-.045 diameter wire	.067	.187
PX 44-116-15	44-116-15	15' wire conduit assembly — used with 1/16" diameter wire	.078	.187
PX 44-564-15	44-564-15	15' wire conduit assembly — used with 5/64" diameter wire	.102	.187
PX 44-332-15	44-332-15	15' wire conduit assembly — used with 3/32" diameter wire	.120	.191
PX 44N-3545-15	44N-3545-15	15' wire conduit assembly — used with .035-3/64" diameter aluminum wire	.064	.187
PX 44N-116-15	44N-116-15	15' wire conduit assembly — used with 1/16" diameter aluminum wire	.090	.187
PX 44-3545-25	44-3545-25	25' wire conduit assembly — used with .035-.045 diameter wire	.067	.187
PX 44-116-25	44-116-25	25' wire conduit assembly — used with 1/16" diameter wire	.078	.187
PX 44-564-25	44-564-25	25' wire conduit assembly — used with 5/64" diameter wire	.102	.187

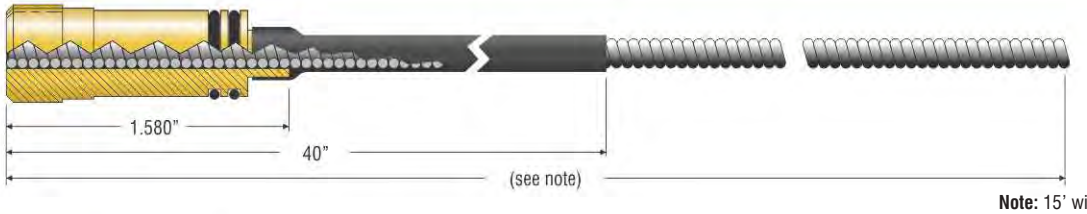

(Use on #5 guns)

Note: 15' wire conduit assembly (16'-0" o.a.l.)
25' wire conduit assembly (26'-0" o.a.l.)

PROFAX NO.	TWECO®	DESCRIPTION		I.D.	O.D.
PX 45-3545-15	45-3545-15	15' wire conduit assembly — used with .035-.045 diameter wire	Use with 55SW gas diffuser	.067	.187
PX 45-116-15	45-116-15	15' wire conduit assembly — used with 1/16" diameter wire	Use with 55SW gas diffuser	.078	.187
PX 45-564-15	45-564-15	15' wire conduit assembly — used with 5/64" diameter wire	Use with 55 gas diffuser	.105	.237
PX 45H-332-15	45H-332-15	15' wire conduit assembly — used with 3/32" diameter wire	Use with 55H gas diffuser	.125	.267
PX 45H-764-15	45H-764-15	15' wire conduit assembly — used with 7/64" diameter wire	Use with 55H gas diffuser	.135	.267
PX 45-3545-25	45-3545-25	25' wire conduit assembly — used with .035-.045 diameter wire	Use with 55SW gas diffuser	.067	.187
PX 45-116-25	45-116-25	25' wire conduit assembly — used with 1/16" diameter wire	Use with 55SW gas diffuser	.078	.187
PX 45-564-25	45-564-25	25' wire conduit assembly — used with 5/64" diameter wire	Use with 55 gas diffuser	.105	.237

PROFAX is in no way affiliated with TWECO PRODUCTS, INC. The parts advertised for sale are not genuine TWECO PRODUCTS, INC. parts, but are parts made for and by **PROFAX**. References to TWECO PRODUCTS, INC. machines, torches, and numbers are for your convenience only. We reserve the right to substitute genuine TWECO PRODUCTS, INC. parts in place of **PROFAX** parts.

FOR:	SEE PAGE
Adapter kits	88-89
Contact tips	234
Nozzles	235-238
Nozzle insulation	238
Gas diffusers	239
Conductor tubes	240-241
Liners	242

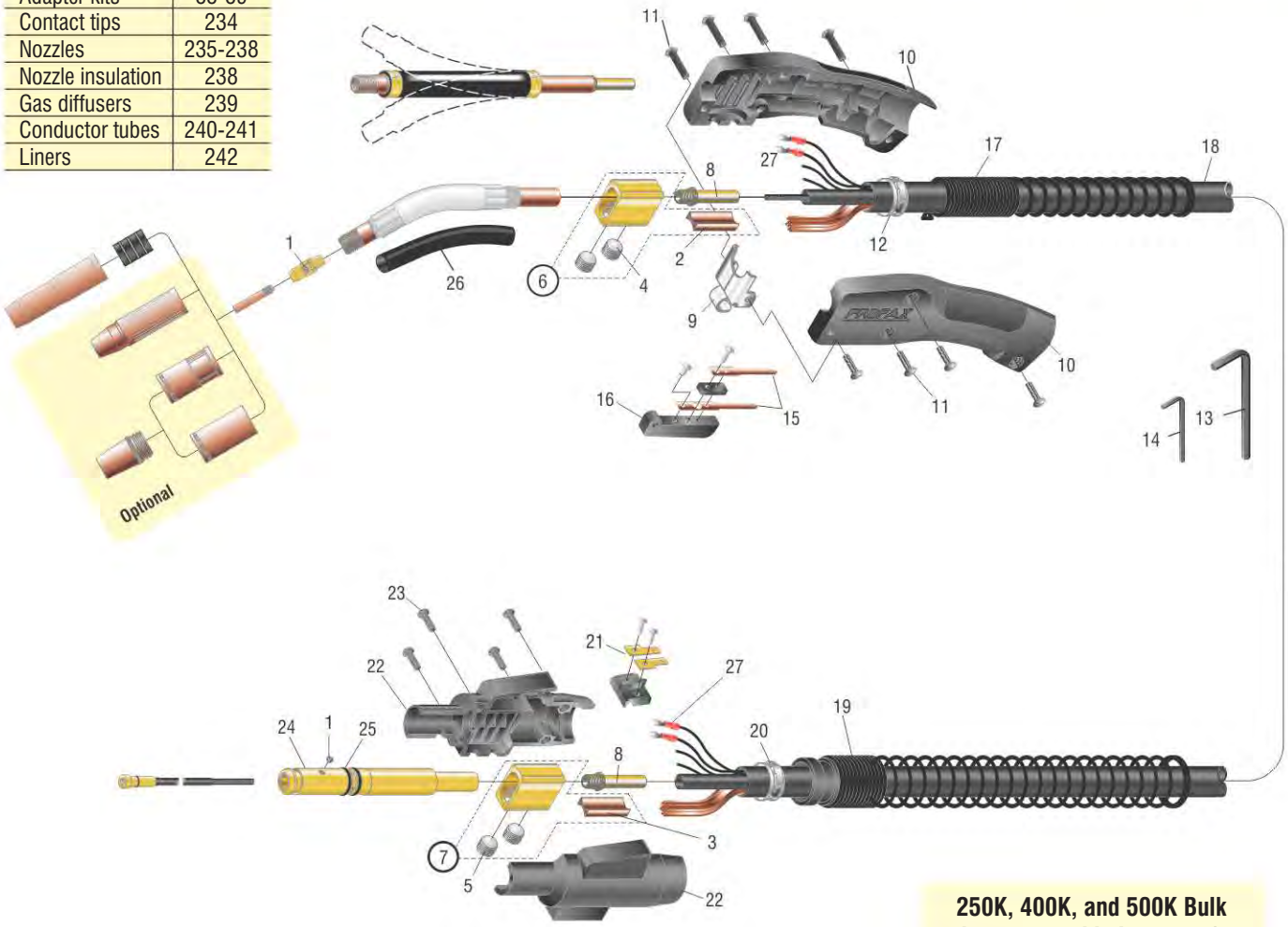

250K, 400K, and 500K Bulk replacement cable hose per foot.

NO.	DESCRIPTION	REPLACEMENT PARTS SUITABLE FOR					
		PROFAX NO.	TWECO® #2 GUN	PROFAX NO.	TWECO® #4 GUN	PROFAX NO.	TWECO® #5 GUN
1	Set screw for gas diffuser & conduit	PX 44C	44C	PX 44C	44C	PX 44C	44C
2	Separator	PX 112	112	PX 114	114	PX 114	114
3	Separator	PX 114	114	PX 114	114	PX 114	114
4	Ball point screws	PX 1-MBP-10	1-MBP-10	PX A-532-24	A-532-24	PX A-532-24	A-532-24
5	Ball point screws	PX A-532-24	A-532-24	PX A-532-24	A-532-24	PX A-532-24	A-532-24
6	Cable connector block assembly	PX 102	102	PX 104	104	PX 104	104
7	Cable connector block assembly	PX 104	104	PX 104	104	PX 104	104
8	Nipple	PX 62N	62N	PX 64N	64N	PX 65N	65N
9	Hanger	PX 152	152	PX 154	154	PX 154	154
10	Handle with binder screws	PX 82	82	PX 84A	84A	PX 85	85
11	Binders (4 ea.) and screws (4 ea.) for handle	PX 122FM-SET	122FM-SET	PX 124FM-SET	124FM-SET	PX 124FM-SET	124FM-SET
12	Clamp-handle	PX 132-12	132-12	PX 134-14	134-14	PX 134-14	134-14
13	7/32" hex wrench	PX AL-300-25	AL-300-25	PX AL-300-25	AL-300-25	PX AL-300-25	AL-300-25
14	5/64" hex wrench	PX 44-25	44-25	PX 44-25	44-25	PX 44-25	44-25
15	Switch contact with screws	PX 92C	92C	PX 94C	94C	PX 94C	94C
16	Trigger switch assembly	PX 92	92	PX 94R	94R	PX 94R	94R
17	Hose support handle	PX 142-6S		PX 144-6S		PX 145-6S	
18	10' replacement cable assembly	PX 250-10	250-10	PX 400-10	400-10	PX 500-10	500-10
	12' replacement cable assembly	PX 250-12	250-12	PX 400-12	400-12	PX 500-12	500-12
	15' replacement cable assembly	PX 250-15	250-15	PX 400-15	400-15	PX 500-15	500-15
19	Hose support-connector	PX R185-S	232-12	PX R185-S	234-12	PX R185-S	235-12
20	Clamp connector-block	PX 134-14	134-14	PX 134-16	134-16	PX 134-16	134-16
21	Connector tab assembly	PX 194	194	PX 194	194	PX 194	194
22	Connector block with binder screws	PX R185-H		PX R185-H		PX R185-H	
23	Binder screws for connector block	PX R185-SC		PX R185-SC		PX R185-SC	
24	Connector plug with nipple & O-rings	See Page 36		See Page 54		See Page 78	
25	O-ring	PX 224	224	PX 224	224	PX 225	225
26	Replacement neoprene insulator	PX 72A	72A	PX 74A	74A	PX 75	75
27	Terminal	PX 244	244	PX 244	244	PX 244	244

PROFAX is in no way affiliated with TWECO PRODUCTS, INC. The parts advertised for sale are not genuine TWECO PRODUCTS, INC. parts, but are parts made for and by **PROFAX**. References to TWECO PRODUCTS, INC. machines, torches, and numbers are for your convenience only. We reserve the right to substitute genuine TWECO PRODUCTS, INC. parts in place of **PROFAX** parts.

TIG / Plasma Coolant

7-2850 operating range down to +4° F.
7-2851 operating range down to -34° F.

The industry approved product for
Plasma and TIG water circulator applications.

PROFAX NO.	DESCRIPTION	BLEND		PROFAX NO.	DESCRIPTION	BLEND
7-2850	1 gal. containers	70/30	(4 per carton)	7-2850-55	55 gal. drum	70/30
7-2851	1 gal. containers	50/50	(4 per carton)	7-2851-55	55 gal. drum	50/50

Sold in standard cartons only.

Cable Covers for Plasma and TIG

• Extra flexible • Light weight • Exceptional value

Zipper



PX NO.	DESCRIPTION
3-10	3” cover for 12½’ torch packages
3-22	3” cover for 25’ torch packages
3-48	3” cover for 50’ torch packages
4-10	4” cover for 12½’ torch packages
4-22	4” cover for 25’ torch packages
4-48	4” cover for 50’ torch packages

Velcro

PX NO.	DESCRIPTION
3-10V	3” cover for 12½’ torch packages
3-22V	3” cover for 25’ torch packages
3-48V	3” cover for 50’ torch packages
4-10V	4” cover for 12½’ torch packages
4-22V	4” cover for 25’ torch packages
4-48V	4” cover for 50’ torch packages

Air regulator, Filters / Replacement Elements

Regulator

PROFAX NO.	DESCRIPTION
5524	Air line regulator plasma /secondary with fittings

Compressed Air Filter

LA-MAN

PROFAX NO.	DESCRIPTION
5520A	Air filter
015SK	Service Kit (not shown)

Sub-micronic compressed air filter

PROFAX NO.	DESCRIPTION
M-260	Air filter (.01 micron filtration)
OR-M260	Replacement O-ring for body

Replacement element

PROFAX NO.	DESCRIPTION
M-7230	Replacement element for the M-260 (std. pkg. - 4 ea.)

25/30/35 STYLE TORCH HEAD COMPONENTS

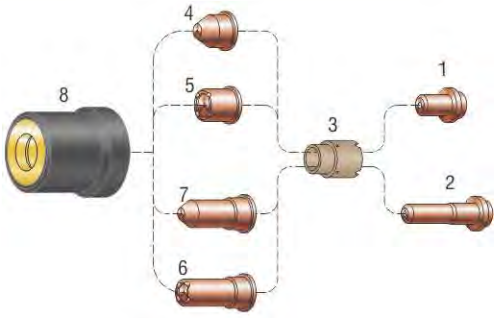

NO.	PROFAX NO.	CEBORA®	DESCRIPTION
1.	PX 1520-H	1520-H	Electrode - internal threads
2.	PX 1519-H	1519-H	Extended electrode - internal threads
3.	PX 1510	1510	Swirl ring - VESPEL®
4.	PX 1305	1305	Conical tip, lo-amp
5.	PX 1304	1304	Tip
6.	PX 1370	1370	Extended tip
7.	PX 1306	1306	Extended conical tip, lo-amp
8.	PX 5710120	5710120	Retaining cap

50 STYLE TORCH HEAD COMPONENTS

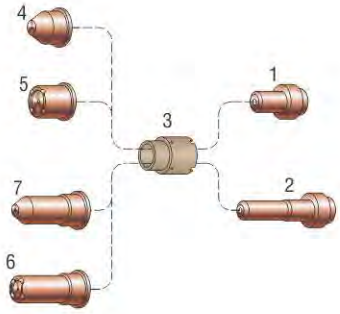

NO.	PROFAX NO.	CEBORA®	DESCRIPTION
1.	PX 1521-H	1521-H	Electrode - no threads
2.	PX 1518-H	1518-H	Extended electrode - no threads
3.	PX 1510	1510	Swirl ring - VESPEL®
4.	PX 1305	1305	Conical tip, lo-amp
5.	PX 1304	1304	Tip
	PX 1396	1396	Tip - long life
6.	PX 1370	1370	Extended tip
	PX 1395	1395	Extended tip - long life
7.	PX 1306	1306	Extended conical tip, lo-amp

70 STYLE TORCH HEAD COMPONENTS

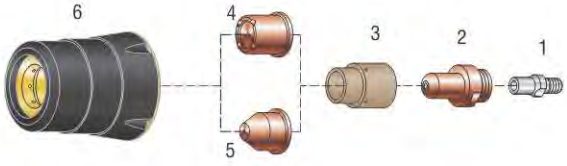

NO.	PROFAX NO.	CEBORA®	DESCRIPTION
1.	PX 3.065204	3.065204	Diffuser
2.	PX 1402	1402	Electrode - external threads
3.	PX 020101	020101	Swirl ring - VESPEL®

NO.	PROFAX NO.	CEBORA®	DESCRIPTION
4.	PX 1308	1308	Tip
	PX 1396	1396	Tip
5.	PX 1305	1305	Tip
6.	PX 5710120	5710120	Nozzle retaining

90/120/150 STYLE TORCH HEAD COMPONENTS

NO.	PROFAX NO.	CEBORA®	DESCRIPTION
1.	PX 1376	1376	Electrode - Hf.
2.	PX 1517	1517	Extended electrode - Hf.
3.	PX 1377	1377	Swirl ving - VESPEL®
4.	PX 1371	1371	Nozzle tip 1.1mm
	PX 1372	1372	Nozzle tip 1.35mm
	PX 1373	1373	Nozzle tip 1.6mm

NO.	PROFAX NO.	CEBORA®	DESCRIPTION
5.	PX 1369	1369	Extended nozzle
6.	PX 1389	1389	Nozzle retaining cap
7.	PX 1386	1386	Spacer spring
8.	PX 1408	1408	Double pointed spacer

PROFAX is in no way affiliated with BINZEL and CEBORA. The parts advertised for sale are not genuine BINZEL and CEBORA parts, but are parts made for and by **PROFAX**. References to BINZEL and CEBORA machines, torches and numbers are for your convenience only. We reserve the right to substitute genuine BINZEL and CEBORA parts in place of **PROFAX** parts.

20-20 STYLE TORCH HEAD COMPONENTS

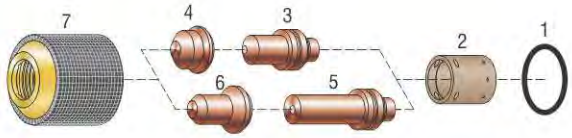

NO.	PROFAX NO.	CENTURY®/SOLAR®		DESCRIPTION
1.	PX 4405	4405	44050	O-ring
2.	PX 4422	4422	44220	Swirl ring
3.	PX 4420	4420	44200	Electrode
4.	PX 4421	4421	44210	Nozzle tip
5.	PX 4426	4426	4426	Electrode, extended
6.	PX 4427	4427	4427	Nozzle tip, extended
7.	PX 4423	4423	44230	Retaining cap

20 - 40 STYLE TORCH HEAD COMPONENTS

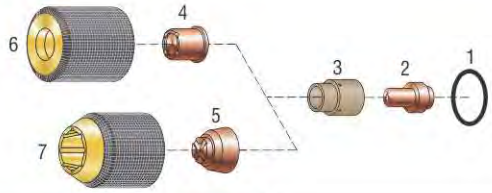

NO.	PROFAX NO.	CENTURY®/SOLAR®		DESCRIPTION
1.	PX 4405	4405	44050	O-ring
2.	PX 4402	4402	44020	Electrode
3.	PX 4403	4403	44030	Swirl ring
4.	PX 4401	4401	44010	Nozzle tip
5.	PX 4411	4411	44110	Nozzle tapered
6.	PX 4404	4404	44040	Retaining cap
7.	PX 4414	4414	44140	Tapered retaining cap

20-50 STYLE TORCH HEAD COMPONENTS

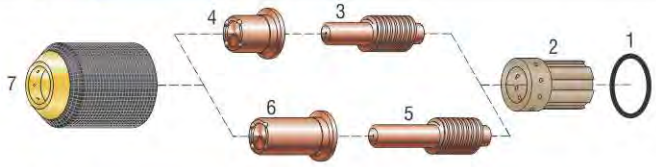

NO.	PROFAX NO.	CENTURY®/SOLAR®		DESCRIPTION
1.	PX 4405	4405	44050	O-ring
2.	PX 4452	4452	44520	Swirl ring
3.	PX 4450	4450	44500	Electrode air
4.	PX 4454	4454	44540	Nozzle .038, lo-current

NO.	PROFAX NO.	CENTURY®/SOLAR®		DESCRIPTION
	PX 4451	4451	44510	Nozzle, hi-current
5.	PX 4450L	4450L	4450L	Extended electrode
6.	PX 4454L	4454L	4454L	Extended nozzle
7.	PX 4453	4453	44530	Nozzle retaining cap

Replacement Parts Suitable For:
Esab®

PT-17A/PT-17AM STYLE TORCH HEAD COMPONENTS USED WITH CONSOLES PCM-150 (875/1125 W/ADAPTER)

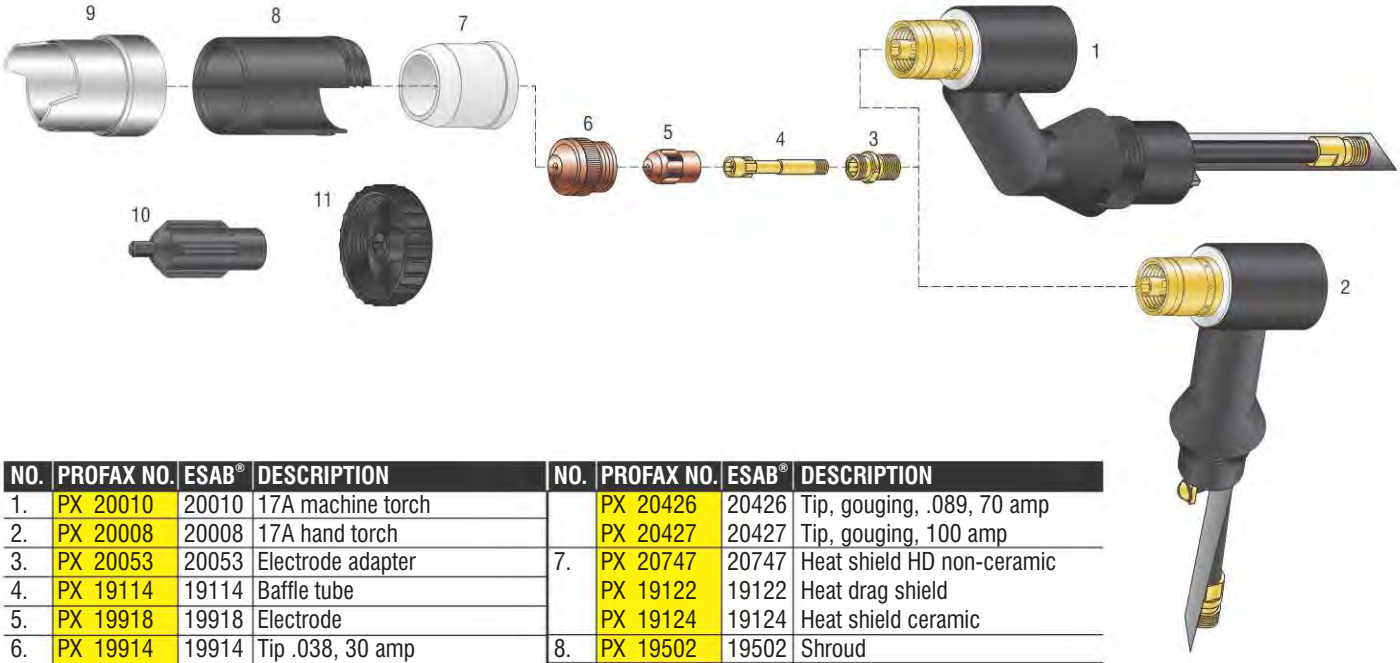

NO.	PROFAX NO.	ESAB®	DESCRIPTION
1.	PX 20010	20010	17A machine torch
2.	PX 20008	20008	17A hand torch
3.	PX 20053	20053	Electrode adapter
4.	PX 19114	19114	Baffle tube
5.	PX 19918	19918	Electrode
6.	PX 19914	19914	Tip .038, 30 amp
	PX 19915	19915	Tip .046, 50 amp
	PX 19916	19916	Tip .052, 70 amp
	PX 19917	19917	Tip .057, 80 amp
	PX 20056	20056	Tip .067, 100 amp

NO.	PROFAX NO.	ESAB®	DESCRIPTION
	PX 20426	20426	Tip, gouging, .089, 70 amp
	PX 20427	20427	Tip, gouging, 100 amp
7.	PX 20747	20747	Heat shield HD non-ceramic
	PX 19122	19122	Heat drag shield
	PX 19124	19124	Heat shield ceramic
8.	PX 19502	19502	Shroud
9.	PX 19989	19989	Heat shield drag guard
10.	PX 19129	19129	Wrench
11.	PX 19498	19498	Shroud cap assembly

PROFAX is in no way affiliated with CENTURY and ESAB. The parts advertised for sale are not genuine CENTURY and ESAB parts, but are parts made for and by **PROFAX**. References to CENTURY and ESAB machines, torches and numbers are for your convenience only. We reserve the right to substitute genuine CENTURY and ESAB parts in place of **PROFAX** parts.

PT-19XL/19XLS STYLE TORCH HEAD COMPONENTS USED WITH CONSOLE ESP-200, PCM-150, PCC-11, DEUCE PACK 150

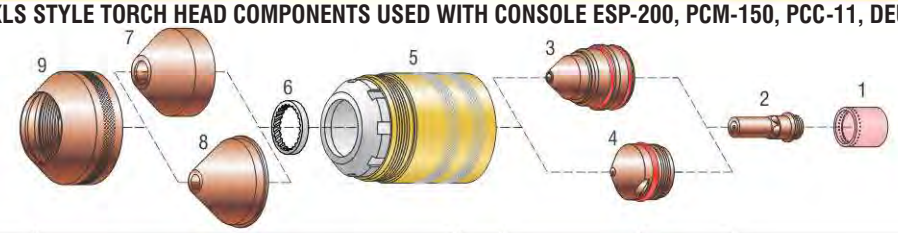

NO.	PROFAX NO.	ESAB®	DESCRIPTION	NO.	PROFAX NO.	ESAB®	DESCRIPTION
1.	PX 35660	35660	Gas baffle 8 x .047 (PT-19XLS)	6.	PX 21944	21944	Diffuser, 100-600 amp (PT-19XLS)
	PX 948142	948142	Gas baffle, 4 hole (PT-19XL/19XLS)	7.	PX 948186	948186	Heat shield cup 150/250 amp (PT-19XL)
2.	PX 34086XL	34086XL	Electrode long Air/O_2 ,50-250 a. (PT-19XLS)	8.	PX 21802	21802	Shield, 50-250 amp (PT-19XLS)
3.	PX 21822	21822	Nozzle, 250 amp, 1 pc. (PT-19XLS)		PX 21945	21945	Shield, 325-600 amp (PT-19XLS)
4.	PX 22030	22030	Nozzle tip, 150 amp (2 pc)(PT-19XLS)	9.	PX 37081	37081	Retainer shield (PT-19XLS)
5.	PX 37082	37082	Nozzle retaining cup (PT-19XLS)				

PT-20AM STYLE TORCH HEAD COMPONENTS USED WITH CONSOLES ESP-100I, PCM-150/875/1125

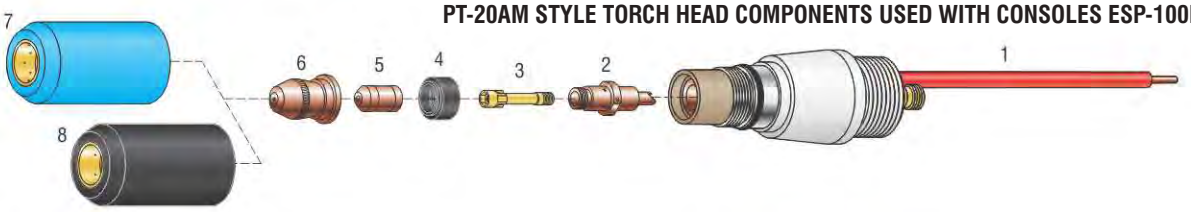

NO.	PROFAX NO.	ESAB®	DESCRIPTION	NO.	PROFAX NO.	ESAB®	DESCRIPTION
1.	PX 21359	21359	Torch body	6.	PX 21328	21328	Nozzle, 100 amp
2.	PX 21332	21332	Electrode adapter assembly (Includes 21374)		PX 21329	21329	Nozzle, 70 amp
3.	PX 21374	21374	Baffle tube		PX 21330	21330	Nozzle, 50 amp
4.	PX 21373	21373	Insulator	7.	PX 21326	21326	Heat shield, 70/100 amp
5.	PX 21150	21150	Electrode	8.	PX 21447	21447	Heat shield, 50 amp

PT-23/27 STYLE TORCH HEAD COMPONENTS USED WITH CONSOLES PCM-875/1125

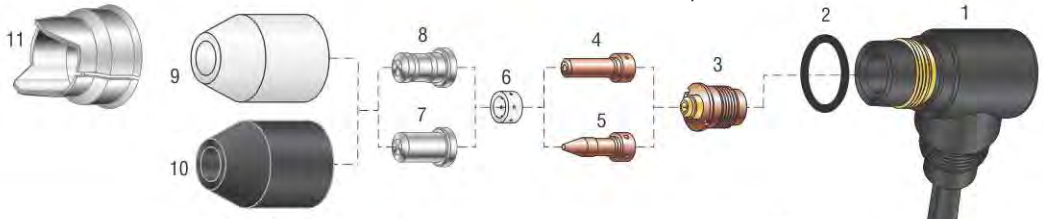

NO.	PROFAX NO.	ESAB®	DESCRIPTION	NO.	PROFAX NO.	ESAB®	DESCRIPTION
1.	PX 21610	21610	Torch body (PT-27)	7.	PX 33368	33368	Cutting nozzle, 30 amp
2.	PX 85W51	85W51	O-ring		PX 33369	33369	Cutting nozzle, 50-70 amp
3.	PX 0558003032	0558003032	Seat assembly	8.	PX 33418	33418	Cutting nozzle, 80 amp
4.	PX 33366	33366	Electrode		PX 35442	35442	Gouging nozzle
5.	PX 33366XL	33366XL	Electrode, extended life	9.	PX 21616	21616	Heat shield (PT-27)
				10.	PX 33419	33419	Heat shield (PT-23)
6.	PX 33367	33367	Swirl baffle	11.	PX 21420	21420	Heat shield
				N/S	PX 33371	33371	Retaining Nut (PT-23)

PT-25 STYLE TORCH HEAD COMPONENTS USED WITH CONSOLES ESP-100I, PCM-150 (W/ADAPTER)



NO.	PROFAX NO.	ESAB®	DESCRIPTION	NO.	PROFAX NO.	ESAB®	DESCRIPTION
1.	PX 21625	21625	Torch Body		PX 21597	21597	Nozzle, 100 amp
2.	PX 21657	21657	Electrode holder		PX 21598	21598	Nozzle, 150 amp
3.	PX 21595	21595	Electrode Air/N_2		PX 21599	21599	Gouging nozzle
	PX 21780	21780	Electrode Air/H_2	6.	PX 21654	21654	Heat shield
4.	PX 21667	21667	Swirl baffle	7.	PX 21943	21943	Stand-off guide
5.	PX 21596	21596	Nozzle, 50 amp				

PROFAX is in no way affiliated with ESAB. The parts advertised for sale are not genuine ESAB parts, but are parts made for and by **PROFAX**. References to ESAB machines, torches and numbers are for your convenience only. We reserve the right to substitute genuine ESAB parts in place of **PROFAX** parts.

PT-26 STYLE TORCH HEAD COMPONENTS USED WITH CONSOLES ESP-200 & DEUCE PACK 150

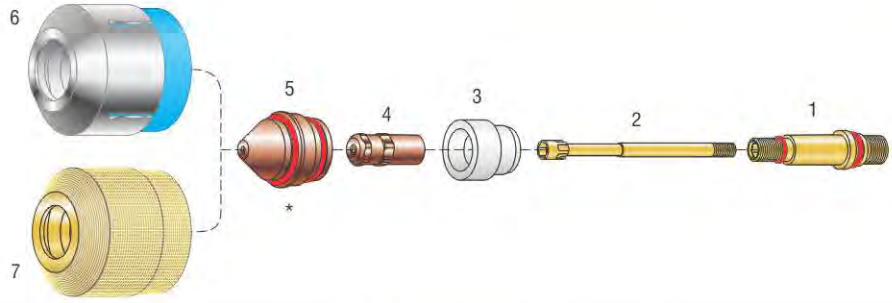

NO.	PROFAX NO.	ESAB®	DESCRIPTION
1.	PX 34583	34583	Electrode holder w/85W49 upper & 948317 lower O-rings
2.	PX 34585	34585	Baffle tube
3.	PX 34593	34593	Insulator w/84W87 O-ring
4.	PX 36565	36565	Electrode, N_2/H_2, O_2
	PX 36566	36566	Electrode , AR-H_2
5.	PX 36567	36567	Cutting nozzle, 50 amp
	PX 36568	36568	Cutting nozzle, 150 amp

NO.	PROFAX NO.	ESAB®	DESCRIPTION
	PX 36569	36569	Cutting nozzle, 200 amp
	PX 36570	36570	Cutting nozzle, 300 amp
	PX 36572	36572	Gouging nozzle, 300 amp
*	All nozzles come w/2110578 upper & 994092 lower O-rings		
6.	PX 34592	34592	Heat shield, standard
7.	PX 37146	37146	Heat shield, close proximity

PT-31 & PT-31XL STYLE TORCH HEAD COMPONENTS USED WITH CONSOLES PCM-500I/875

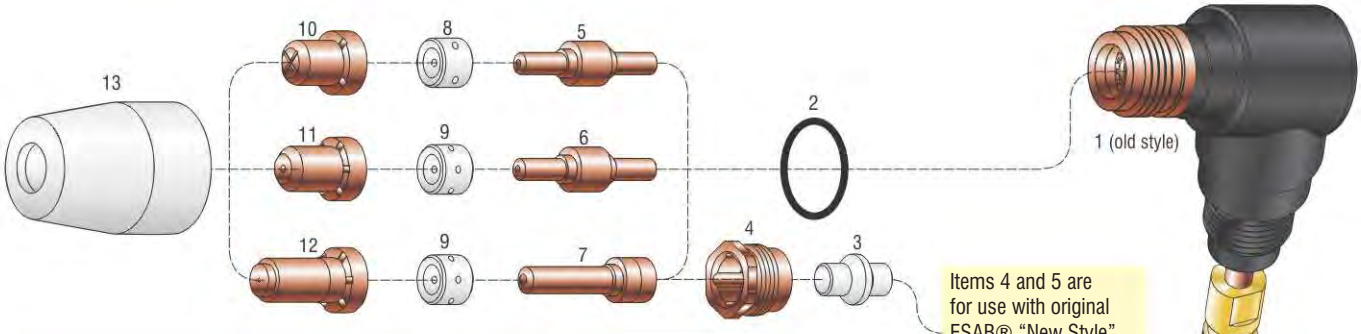

Items 4 and 5 are for use with original ESAB® "New Style" torch heads using "XT" consumables.

CAUTION! - Torch heads do not have a consumable replacement safety switch. Power source must be off when replacing consumables.

NO.	PROFAX NO.	ESAB®	DESCRIPTION
1.	PX 20072	20072	31 hand torch (w/out safety)
2.	PX 950790	950790	O-ring
3.	PX 20324	20324	Plunger HD (new style) XT
4.	PX 19679	19679	Seat, torch (new style)
5.	PX 18205	18205	Electrode
6.	PX 19683	19683	Electrode HD, 30-50 amp
7.	PX 20862	20862	Electrode, XT
8.	PX 18785	18785	Swirl baffle, 4 holes
9.	PX 20463	20463	Swirl baffle,30-50 amp, 6 Holes, XL & XT

NO.	PROFAX NO.	ESAB®	DESCRIPTION
10.	PX 18866	18866	Tip, 30 amp, 4 stakes
	PX 18820	18820	Tip, 50 amp, 4 stakes
11.	PX 19682	19682	Tip HD, 30 amp, 6 stakes
	PX 20079	20079	Tip, 50 amp, 6 stakes
12.	PX 20860	20860	Tip, 30 amp, XT
	PX 21008	21008	Tip, 40 amp, XT
	PX 20861	20861	Tip, 50 amp, XT
13.	PX 18204	18204	Shield cup, ceramic
	PX 20282	20282	Heat shield HD, non ceramic, XL & XT
	PX 18844	18844	Heat shield, 50 Amp

PT-32 STYLE TORCH HEAD COMPONENTS USED WITH CONSOLES POWER CUT 875, 1125, 1500

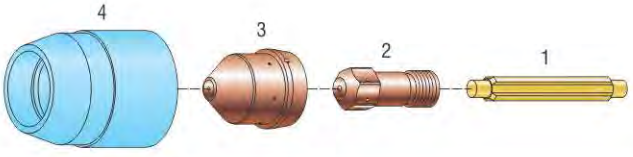

NO.	PROFAX NO.	ESAB®	DESCRIPTION
1.	PX 0558001959	0558001959	Pin, valve
2.	PX 0558001969	0558001969	Electrode
3.	PX 0558002908	0558002908	Nozzle, 40 amp (875, 1125, 1500)
	PX 0558002618	0558002618	Nozzle, 50/70 amp (875/1125)
	PX 0558002837	0558002837	Nozzle, 90 amp (1500)
4.	PX 0558001957	0558001957	Heat shield

PT-34 STYLE TORCH HEAD COMPONENTS USED WITH CONSOLES HP125

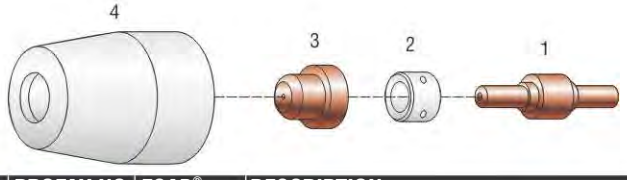

NO.	PROFAX NO.	ESAB®	DESCRIPTION
1.	PX 37888	37888	Electrode
2.	PX 18785	18785	Swirl baffle, 4 holes
3.	PX 37887	37887	Tip, 12 amp
4.	PX 20282	20282	Heat shield

PROFAX is in no way affiliated with ESAB. The parts advertised for sale are not genuine ESAB parts, but are parts made for and by **PROFAX**. References to ESAB machines, torches and numbers are for your convenience only. We reserve the right to substitute genuine ESAB parts in place of **PROFAX** parts.

PT-121 STYLE TORCH HEAD COMPONENTS USED WITH CONSOLE PCM-150

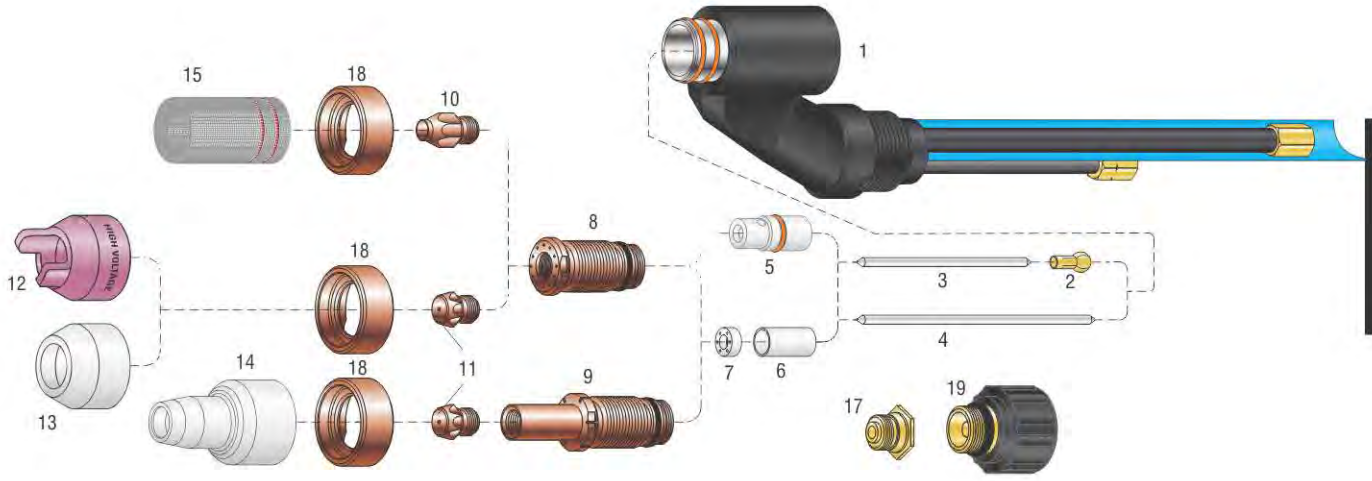

NO.	PROFAX NO.	ESAB®	DESCRIPTION	NO.	PROFAX NO.	ESAB®	DESCRIPTION
1.	PX 999270	999270	Machine torch		PX 999264	999264	Tip .063, 150 amp
2.	PX 999259	999259	Collet		PX 17119	17119	Tip .047, 55 amp
	PX 19654	19654	Collet	12.	PX 18419	18419	Heat shield drag 120 amp
3.	PX 2075328	2075328	Electrode	13.	PX 999261	999261	Heat shield standard
4.	PX 18362	18362	Electrode long, 250 amp	14.	PX 18363	18363	Heat shield, long
5.	PX 19691	19691	Baffle, Hi-current	15.	PX 31411	31411	Gouging shield, long
6.	PX 999586	999586	Spacer	16.	PX 20378	20378	Heat shield gouging assy.
7.	PX 19540	19540	Baffle, w/heat sink	17.	PX 999266	999266	Electrode centering tool
8.	PX 19690	19690	High current insert	18.	PX 21121	21121	Insulator band
9.	PX 18364	18364	Insert, long	19.	PX 999257	999257	Shroud cap assembly
10.	PX 19160	19160	Gouging tip, 150 amp	*	PX 96W97	96W97	O-ring
11.	PX 999263	999263	Tip .055, 110 amp	*	PX 994092	994092	O-ring

PT-251 STYLE TORCH HEAD COMPONENTS USED WITH CONSOLE DEUCE PACK 150

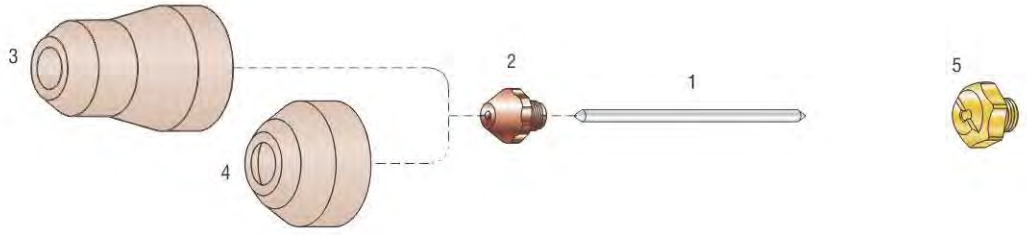

NO.	PROFAX NO.	ESAB®	DESCRIPTION	NO.	PROFAX NO.	ESAB®	DESCRIPTION
1.	PX 2075328	2075328	Electrode, 150 amp	3.	PX 20070	20070	Heat shield
	PX 997784	997784	Electrode, 250 amp	4.	PX 948186	948186	Heat shield cup
	PX 21441	21441	Cutting electrode 5/32", 300 amp	5.	PX 948178	948178	Center adjustment tool
2.	PX 997783	997783	Nozzle tip, 2.0mm	*	PX 86W99	86W99	O-ring
	PX 21442	21442	Cutting tip .093				

* - Not Shown

PROFAX is in no way affiliated with ESAB. The parts advertised for sale are not genuine ESAB parts, but are parts made for and by **PROFAX**.
References to ESAB machines, torches and numbers are for your convenience only. We reserve the right to substitute genuine ESAB parts in place of **PROFAX** parts.

POWERMAX® 190C STYLE TORCH HEAD COMPONENTS (PAC® 105)

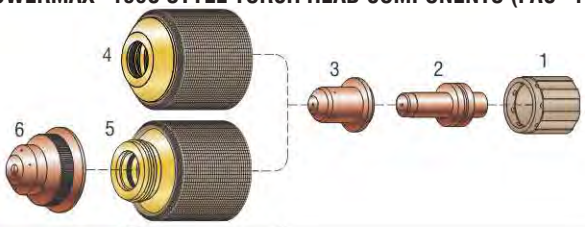

NO.	PROFAX NO.	HYPERTHERM®	DESCRIPTION
1.	PX120880	120880	Swirl ring
2.	PX120881	120881	Electrode
3.	PX120882	120882*	Nozzle
4.	PX120883	120883	Retaining cap
5.	PX120898	120898	Shield cap
6.	PX120884	120884*	Shield

MAX 20 STYLE TORCH HEAD COMPONENTS (PAC® 110)

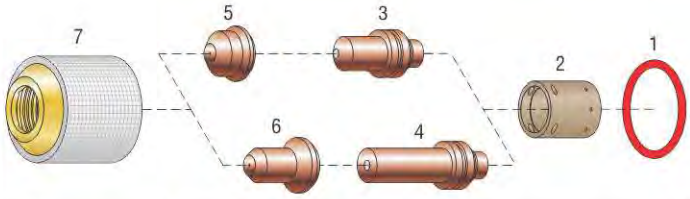

NO.	PROFAX NO.	HYPERTHERM®	DESCRIPTION
1.	PX044016	044016	O-ring
2.	PX020239	020239	Swirl ring
3.	PX020220	020220	Electrode
4.	PX020382	020382	Electrode, extended
5.	PX020299	020299	Nozzle .029 (0.73mm)
	PX020219	020219	Nozzle, .031
6.	PX020381	020381	Nozzle, extended, .029
7.	PX020218	020218	Retaining cap

POWERMAX® 350 STYLE TORCH HEAD COMPONENTS (PAC® 110)

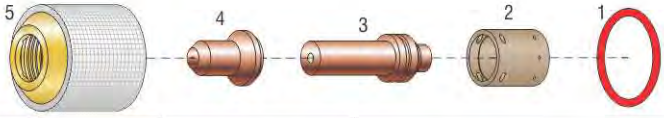

NO.	PROFAX NO.	HYPERTHERM®	DESCRIPTION
1.	PX044016	044016	O-ring
2.	PX020239	020239	Swirl ring
3.	PX020382	020382	Electrode, extended
4.	PX120504	120504	Nozzle, extended, 25 amp
5.	PX020218	020218	Retaining cap

POWERMAX® 380 STYLE TORCH HEAD COMPONENTS (PAC® 110T)

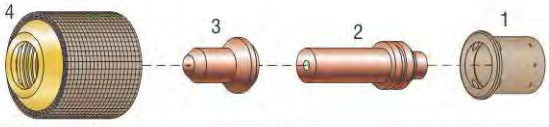

NO.	PROFAX NO.	HYPERTHERM®	DESCRIPTION
1.	PX220013	220013	Swirl ring
2.	PX020382	020382	Electrode extended
3.	PX120504	120504	Nozzle, extended, 25 amp
4.	PX220016	220016	Retaining cap

POWERMAX 600® STYLE TORCH HEAD COMPONENTS (PAC® 123 T/M)

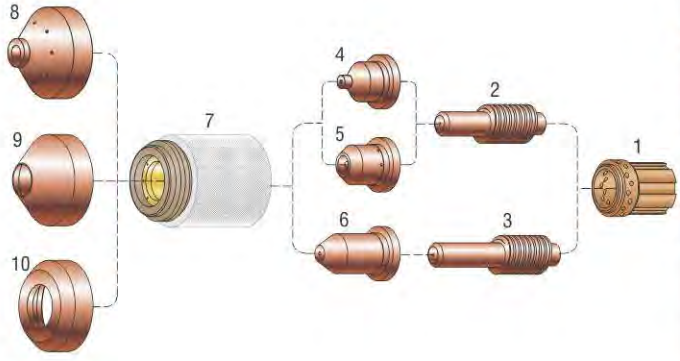

NO.	PROFAX	HYPERTHERM®	DESCRIPTION
1.	PX120576	120576	Swirl ring
2.	PX120573	120573*	Electrode, air
3.	PX120574	120574	Electrode, extended
4.	PX120826	120826	Nozzle
5.	PX120831	120831	Nozzle, gouging
6.	PX120606	120606	Nozzle pipe saddle, 35 amp, ext.
7.	PX120600	120600	Shield cap
8.	PX120827	120827*	Shield, machine
	PX120828	120828*	Shield, hand
9.	PX120608	120608	Shield, gouging
10.	PX120303	120303	Deflector

POWERMAX 800® PAC 121/POWERMAX 900® PAC 125 STYLE TORCH HEAD COMPONENTS

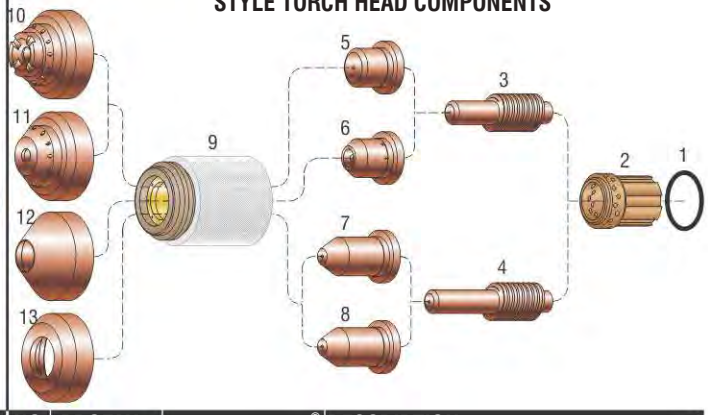

NO.	PROFAX	HYPERTHERM®	DESCRIPTION
1.	PX044016	044016	O-ring
2.	PX020361	020361	Swirl ring, 800
	PX120576	120576	Swirl ring, 900
3.	PX120573	120573	Electrode, air
4.	PX120574	120574	Electrode, extended
5.	PX120577	120577	Nozzle, 55 amp, 900
	PX120282	120282	Nozzle, 55 amp, 800
6.	PX120607	120607	Nozzle, gouging, 900
	PX120281	120281	Nozzle, gouging, 800
7.	PX120578	120578*	Nozzle pipe saddle, 55 amp, 900, ext.
	PX120305	120305	Nozzle pipe saddle, 55 amp, 800
8.	PX120606	120606*	Nozzle pipe saddle, 35 amp, 900, ext.
	PX120438	120438	Nozzle pipe saddle, 35 amp, 800
9.	PX120600	120600	Shield cap
10.	PX120601	120601*	Shield, hand
11.	PX120602	120602*	Shield, machine
12.	PX120608	120608	Shield, gouging
13.	PX120303	120303	Deflector

PROFAX is in no way affiliated with HYPERTHERM, Inc. References to the above-named machines, torches, consumables, and reference numbers are for convenience only. **PROFAX** products are manufactured for or by **PROFAX**. Parts indicated with an asterik (*) are original HYPERTHERM parts manufactured by HYPERTHERM and are being resold by **PROFAX**. **PROFAX** reserves the right to substitute HYPERTHERM parts in place of **PROFAX** parts.

40A-80A STYLE TORCH HEAD COMPONENTS

POWERMAX 1000® T60/T60M®
POWERMAX 1250® T80/T80M®
POWERMAX 1650® T100/T100M®
POWERMAX 1100® RT80/RT80M®
RT60/RT60M®

NEW

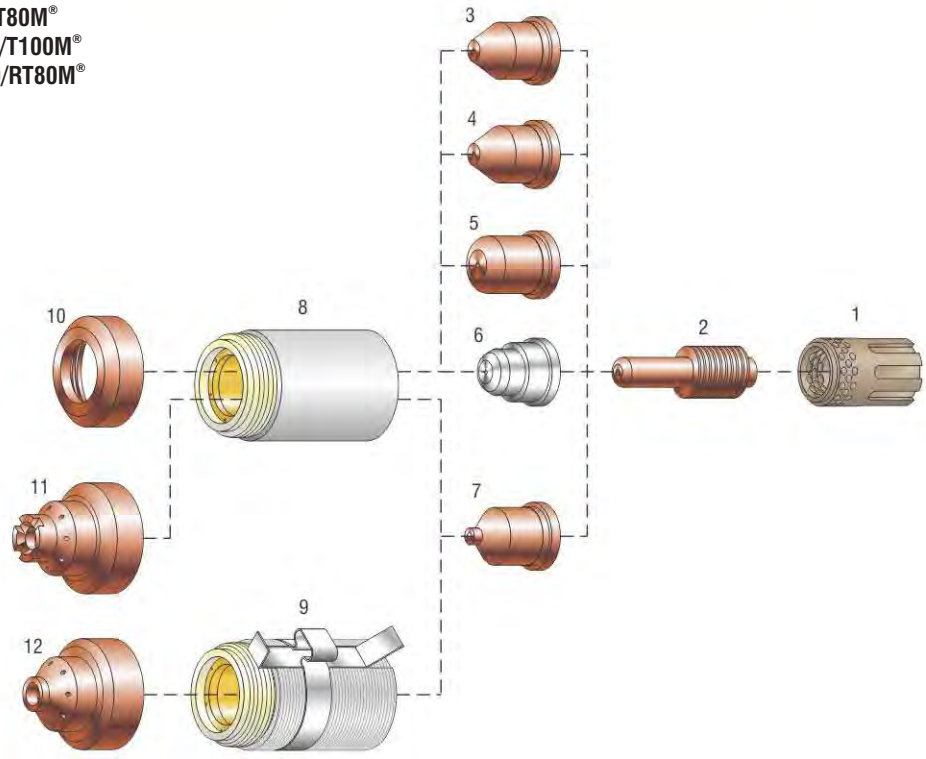

NO.	PROFAX NO.	HYPERTHERM®	DESCRIPTION	NO.	PROFAX NO.	HYPERTHERM®	DESCRIPTION
1.	PX 120925	120925	Swirl ring	7.	PX 120932	120932	Tip 40A shielded
2.	PX 120926	120926	Electrode	8.	PX 120928	120928	Retaining cap 40/80A
3.	PX 120980	120980	Tip 80A unshielded	9.	PX 220061	220061	Retaining cap 40/80A **OHMIC**
4.	PX 220007	220007	Tip 60A unshielded	10.	PX 120979	120979	Deflector
5.	PX 220006	220006	Tip 40A unshielded	11.	PX 120929	120929	Hand shield 40/80A
6.	PX 220329	220329	Tip 30A-50A precision cut	12.	PX 120930	120930	Machine shield 40/80A

100A STYLE TORCH HEAD COMPONENTS

POWERMAX 1000® T60/T60M®
POWERMAX 1250® T80/T80M®
POWERMAX 1650® T100/T100M®
POWERMAX 1100® RT80/RT80M®
RT60/RT60M®

NEW

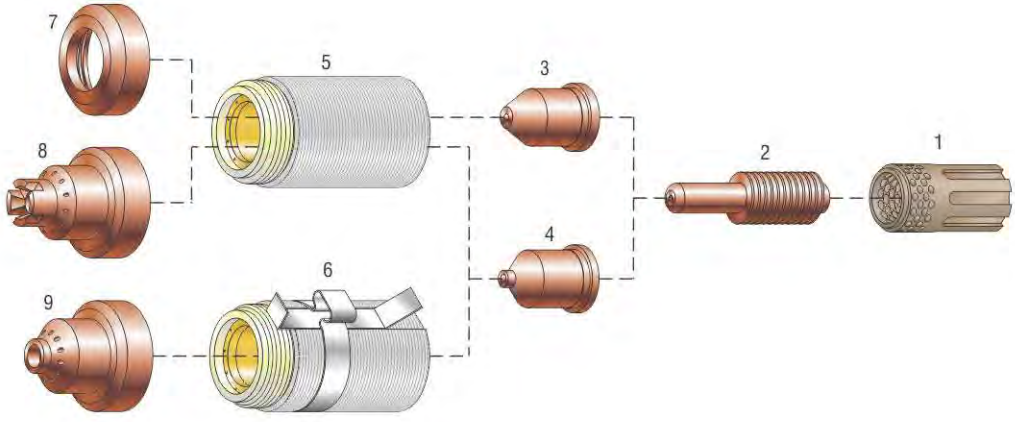

NO.	PROFAX NO.	HYPERTHERM®	DESCRIPTION	NO.	PROFAX NO.	HYPERTHERM®	DESCRIPTION
1.	PX 220051	220051	Swirl ring Max life 100A	7.	PX 120979	120979	Deflector
2.	PX 220037	220037	Electrode 100A	8.	PX 220065	220065	Hand shield 100A
3.	PX 220064	220064	Tip 100A unshielded	9.	PX 220047	220047	Machine shield 100A
4.	PX 220011	220011	Tip 100A Shielded				
5.	PX 220048	220048	Retaining cap 100A				
6.	PX 220206	220206	Retaining cap 100A **OHMIC**				

PROFAX is in no way affiliated with HYPERTHERM, Inc. References to the above-named machines, torches, consumables, and reference numbers are for convenience only. **PROFAX** products are manufactured for or by **PROFAX**. Parts indicated with an asterik (*) are original HYPERTHERM parts manufactured by HYPERTHERM and are being resold by **PROFAX**. **PROFAX** reserves the right to substitute HYPERTHERM parts in place of **PROFAX** parts.

POWERMAX 45® H45® STYLE TORCH HEAD COMPONENTS

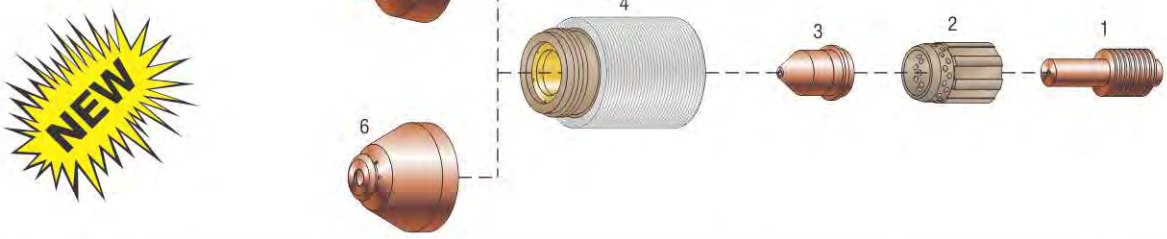

NO.	PROFAX NO.	HYPERTHERM®	DESCRIPTION	NO.	PROFAX NO.	HYPERTHERM®	DESCRIPTION
1.	PX 220669	220669	Electrode	4.	PX 220713	220713	Retaining cap
2.	PX 220670	220670	Swirl ring 45A	5.	PX 220674	220674	Hand shield
3.	PX 220671	220671	Tip 45A	6.	PX 220673	220673	Machine shield

POWERMAX 65® H65® M65®
POWERMAX 85® H85® M85®
POWERMAX 105® H105® M105®

POWERMAX 1000/1250/1650 HRT® MRT® RETRFIT TORCH

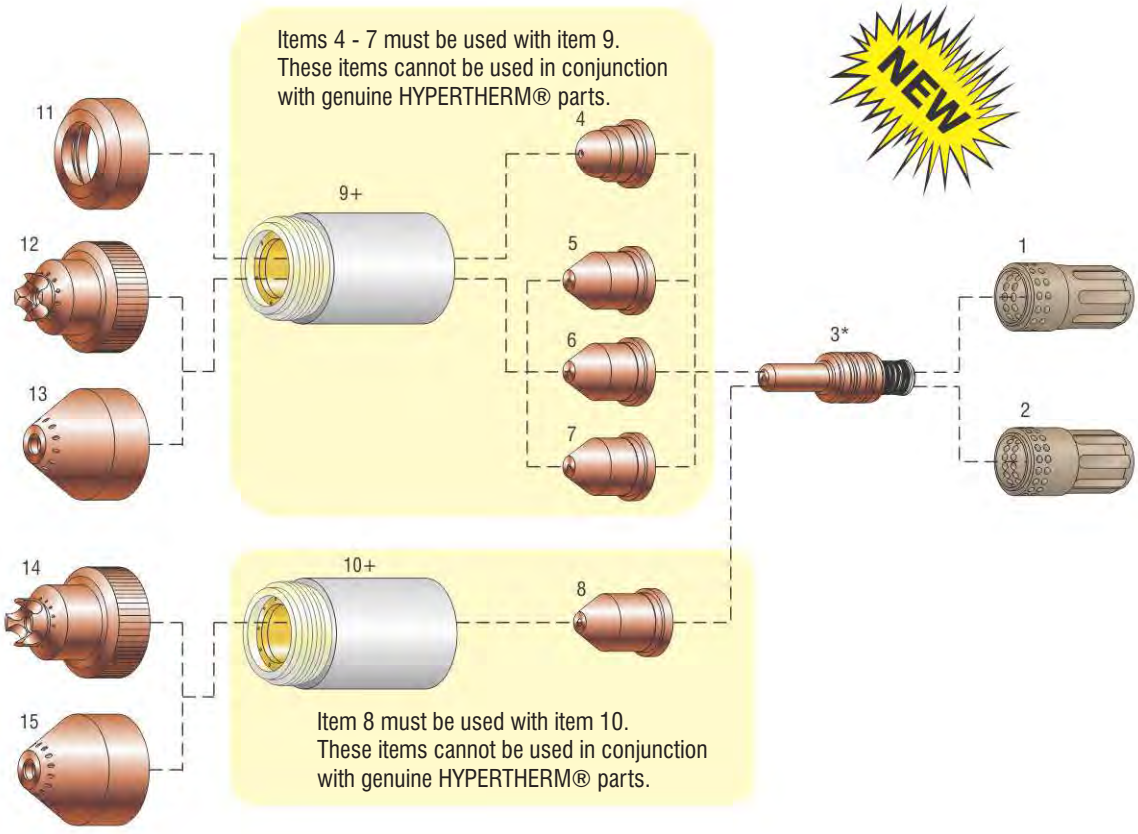

+Item is not of OEM design

NO.	PROFAX NO.	HYPERTHERM®	DESCRIPTION	NO.	PROFAX NO.	HYPERTHERM®	DESCRIPTION
1.	PX 220857	220857	Swirl ring 45-85A	9.+	PX 220854/85	220854/85	Retaining cap 45-85A
2.	PX 220994	220994	Swirl ring 105A	10.+	PX 220854/105	220854/105	Retaining cap 105A
3.*	PX 220842	220842	Electrode 30-105A	11.	PX 220955	220955	Deflector
4.	PX 220930	220930	Tip precision cut 45A	12.	PX 220818	220818	Hand shield 45-85A
5.	PX 220941	220941	Tip 45A (for use w/item 9+)	13.	PX 220817	220817	Machine shield 45-85A
6.	PX 220819	220819	Tip 65A (for use w/item 9+)	14.	PX 220992	220992	Hand shield 105A
7.	PX 220816	220816	Tip 85A (for use w/item 9+)	15.	PX 220993	220993	Machine shield 105A
8.	PX 220990	220990	Tip 105A (for use w/item 10+)				

PROFAX is in no way affiliated with HYPERTHERM, Inc. References to the above-named machines, torches, consumables, and reference numbers are for convenience only. **PROFAX** products are manufactured for or by **PROFAX**. Parts indicated with an asterik (*) are original HYPERTHERM parts manufactured by HYPERTHERM and are being resold by **PROFAX**. **PROFAX** reserves the right to substitute HYPERTHERM parts in place of **PROFAX** parts.

MAX 40CS/MAX 42/MAX 43 STYLE TORCH HEAD COMPONENTS (PAC® 120/121)

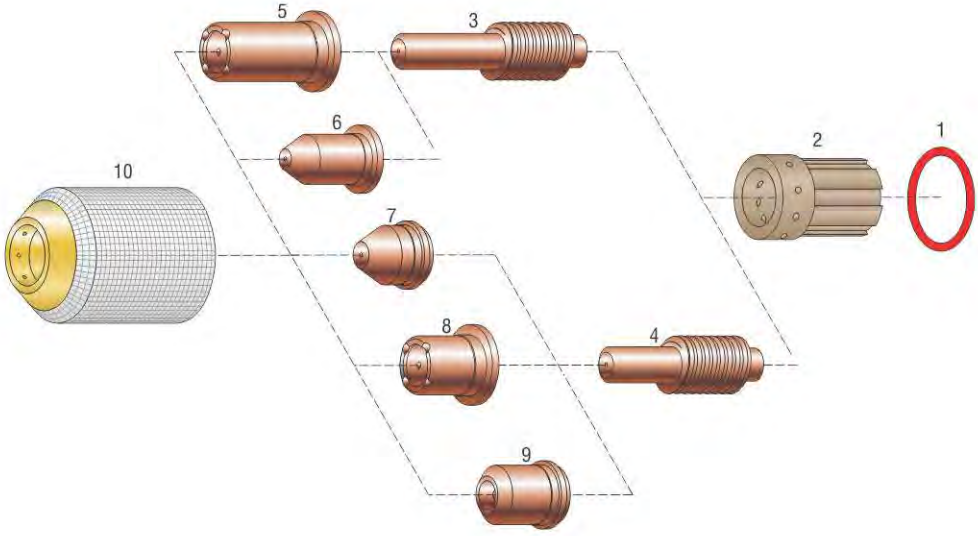

NO.	PROFAX	HYPERTHERM®	DESCRIPTION	NO.	PROFAX	HYPERTHERM®	DESCRIPTION
1.	PX044016	044016	O-ring	7.	PX120092	120092	Nozzle pipe saddle
2.	PX020361	020361	Swirl ring	8.	PX020350	020350	Nozzle, .038
3.	PX120574	120574	Electrode, extended		PX020395	020395	Nozzle, .042
4.	PX120573	120573*	Electrode	9.	PX020539	020539	Nozzle, gouging
5.	PX020546	020546	Nozzle, extended, .038	10.	PX020930	020930	Retaining cap
6.	PX120023	120023	Nozzle pipe saddle, long				

MAX200 STYLE TORCH HEAD COMPONENTS (PAC® 200)

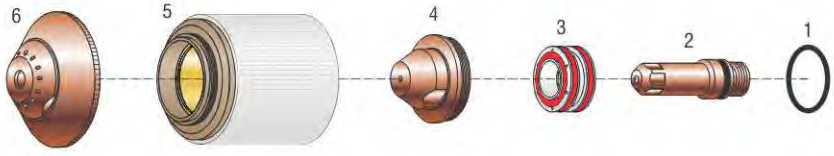

NO.	PROFAX	HYPERTHERM®	DESCRIPTION	NO.	PROFAX	HYPERTHERM®	DESCRIPTION
1.	PX044027	044027	O-ring	5.	PX020423	020423	Retaining cap machine torch
2.	PX120667	120667*	Electrode, hylife, oxygen		PX020915	020915	Retaining cap hand torch
	PX220021	220021*	Electrode, hylife, oxygen	6.	PX020424	020424*	Shield, cutting, all plasma gases, machine 200 amp
	PX020414	020414	Electrode, oxygen,air,40,100,or 200 amp		PX020448	020448*	Shield, cutting, all plasma gases, machine 100 amp
	PX020415	020415	Electrode, nitrogen		PX020918	020918*	Shield, 200 amp, mild steel, hand
3.	PX020607	020607*	Swirl ring, air, nitrogen, argon/hydrogen, 100 or 200 amps	N/S	PX027055	027055	Lubricant 1/4 oz.
	PX020604	020604*	Swirl ring, oxygen, 200 amps				
	PX020617	020617*	Swirl ring, oxygen, 100 amps				
4.	PX020605	020605	Nozzle, oxygen, 200 amps, .082				
	PX020608	020608	Nozzle, air, nitrogen, argon/hydrogen, 200 amps, .086				
	PX020611	020611*	Nozzle, air, argon/hydrogen, 100 amps, .059				
	PX020689	020689*	Nozzle, air, 40 amps				

PROFAX is in no way affiliated with HYPERTHERM, Inc. References to the above-named machines, torches, consumables, and reference numbers are for convenience only. **PROFAX** products are manufactured for or by **PROFAX**. Parts indicated with an asterik (*) are original HYPERTHERM parts manufactured by HYPERTHERM and are being resold by **PROFAX**. **PROFAX** reserves the right to substitute HYPERTHERM parts in place of **PROFAX** parts.

MAX40 AND HT40 STYLE TORCH HEAD COMPONENTS (PAC® 140)

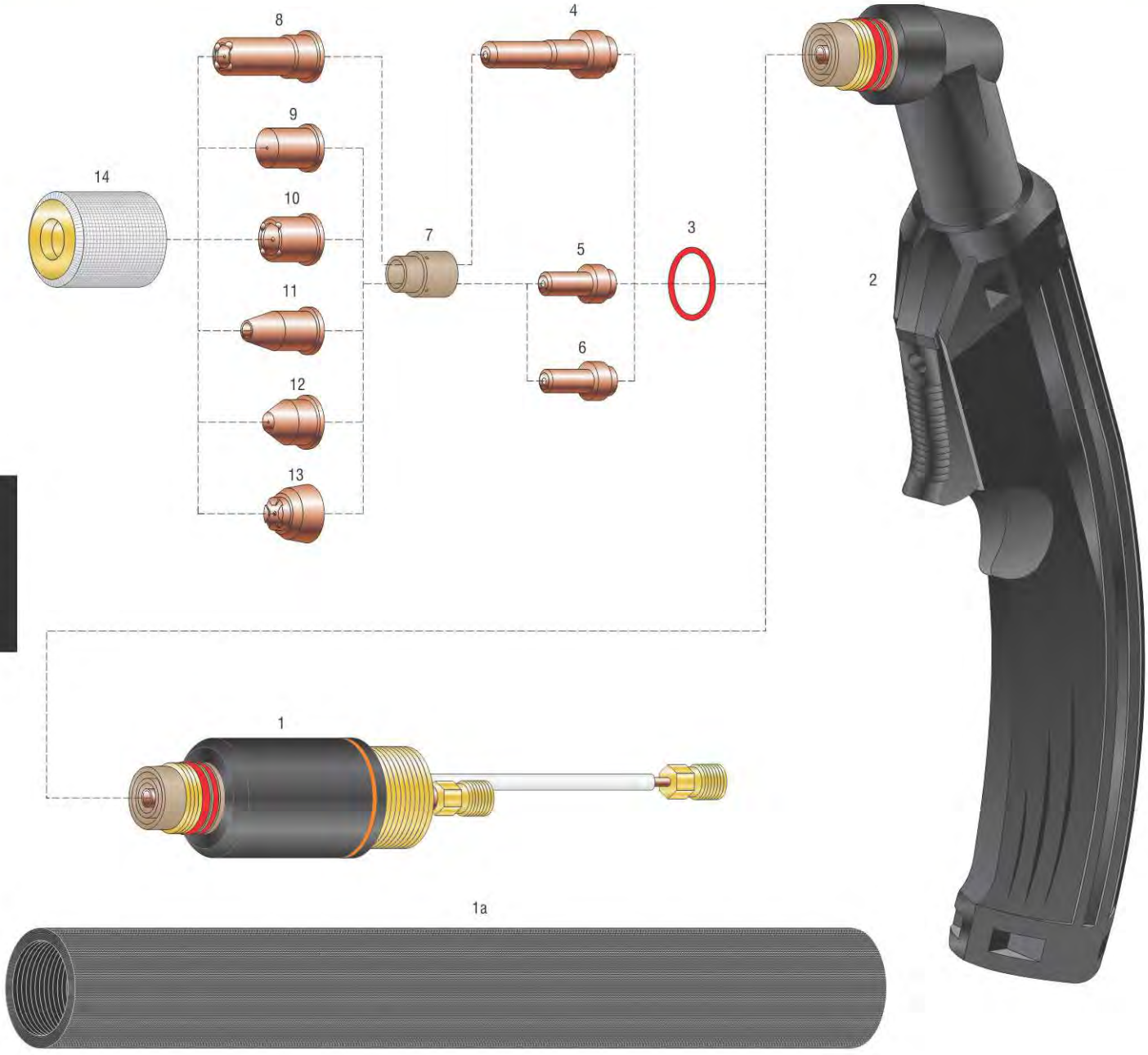

NO.	PROFAX	HYPERTHERM®	DESCRIPTION	NO.	PROFAX	HYPERTHERM®	DESCRIPTION
	PX057112	057112	Hand torch w/25' cable	7.	PX020101	020101	Swirl ring
1.	PX020114	020114	Torch body, machine	8.	PX020466	020466	Nozzle, extended (MAX40)
1a.	PX020205	020205	Handle for machine torch	9.	PX020102	020102	Nozzle, 40 amp
2.	PX057114	057114	Torch body, hand, 70°, w/handle & switch	10.	PX020115	020115	Nozzle (MAX40)
				11.	PX020340	020340	Nozzle, gouging (MAX40)
3.	PX044016	044016	O-ring (MAX40)	12.	PX020131	020131	Nozzle pipe saddle
4.	PX020467	020467	Electrode, extended (MAX40)	13.	PX020197	020197	Nozzle, hi-visibility
5.	PX020167	020167	Electrode, nitrogen (HT40)	14.	PX020104	020104	Retaining cap standard
6.	PX020103	020103	Electrode, air				

PROFAX is in no way affiliated with HYPERTHERM, Inc. References to the above-named machines, torches, consumables, and reference numbers are for convenience only. **PROFAX** products are manufactured for or by **PROFAX**. Parts indicated with an asterik (*) are original HYPERTHERM parts manufactured by HYPERTHERM and are being resold by **PROFAX**. **PROFAX** reserves the right to substitute HYPERTHERM parts in place of **PROFAX** parts.

MAX 70/80/100 STYLE TORCH HEAD COMPONENTS (PAC® 130)

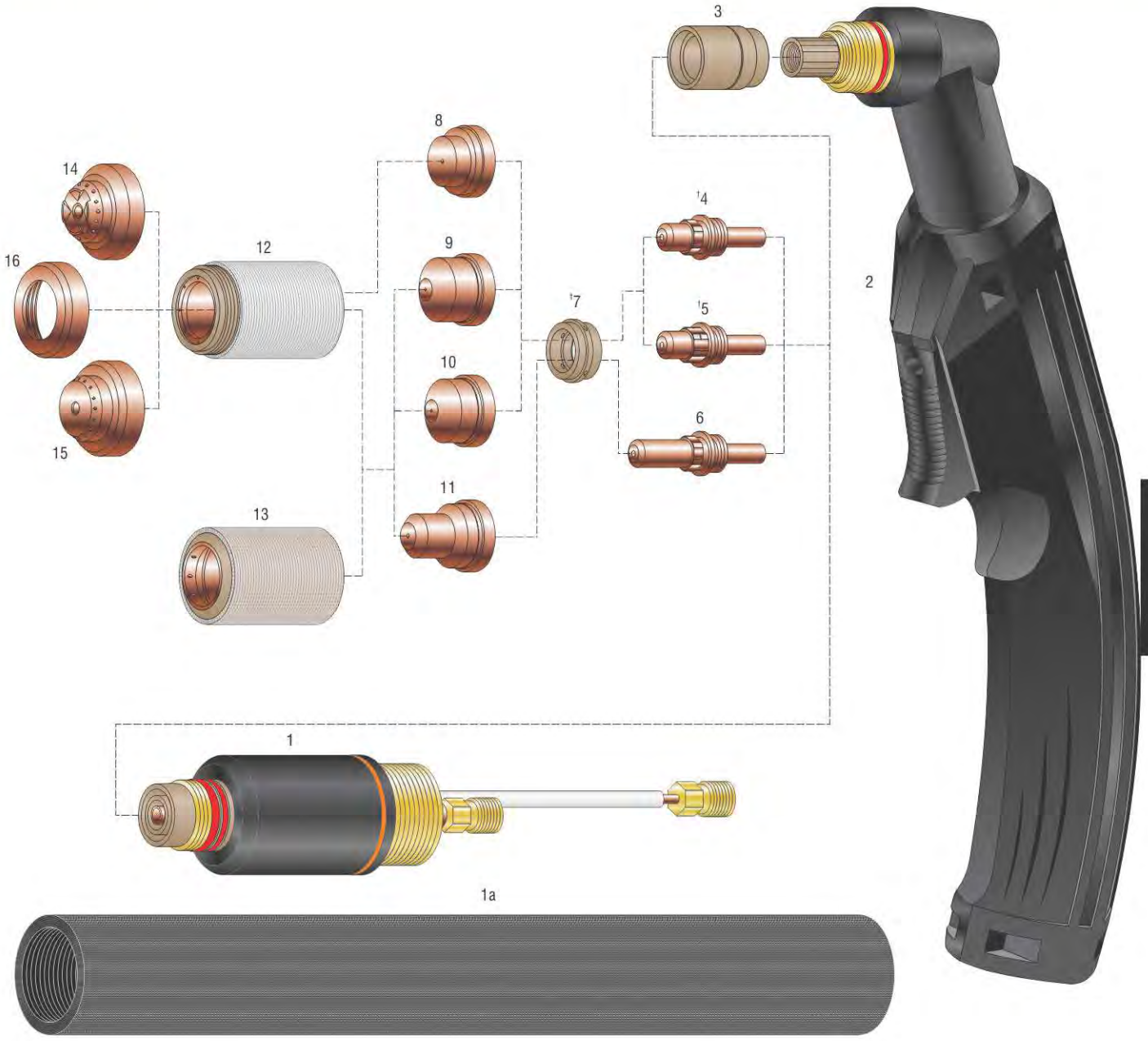

NO.	PROFAX	HYPERTHERM®	DESCRIPTION
	PX059076	059076	Hand torch w/25' cable
1.	PX020201	020201	Torch body, machine
1a.	PX020244	020244	Handle for machine torch
2.	PX020189	020189	Torch body, hand, 70°, complete w/handle & switch
3.	PX020189-1	020189-1	Front insulator
†4.	PX120433	120433*	Electrode, air
†5.	PX020193	020193	Electrode, nitrogen
6.	PX020564	020564	Electrode, extended
†7.	PX020194	020194	Swirl ring
8.	PX020397	020397	Nozzle, shield, 80 amp (MAX80)
	PX020337	020337	Nozzle, shield, 100 amp (MAX100)

NO.	PROFAX	HYPERTHERM®	DESCRIPTION
9.	PX020345	020345	Nozzle, standard, 80 amp
	PX020195	020195	Nozzle, standard,100 amp (MAX100)
10.	PX020203	020203	Nozzle, standard, 40 amp
11.	PX020563	020563	Nozzle, extended
12.	PX020336	020336*	Shield cap, 80/100 amp
13.	PX020184	020184	Standard retaining cap
14.	PX020335	020335*	Hand shield
15.	PX020334	020334*	Machine shield, 80/100 amp
16.	PX020333	020333	Deflector, gouging
N/S	PX026018	026018	O-ring-torch head

PROFAX is in no way affiliated with HYPERTHERM, Inc. References to the above-named machines, torches, consumables, and reference numbers are for convenience only. **PROFAX** products are manufactured for or by **PROFAX**. Parts indicated with an asterik (*) are original HYPERTHERM parts manufactured by HYPERTHERM and are being resold by **PROFAX**. **PROFAX** reserves the right to substitute HYPERTHERM parts in place of **PROFAX** parts.

N/S - Not Shown
† - To be used with all of the part combinations listed above.

Replacement Parts Suitable For:

Lincoln Electric®

TORCH HEAD COMPONENTS FOR LINCOLN® PCT 60 MAGNUM™ TORCH

NO.	PROFAX NO.	LINCOLN®	DESCRIPTION
1.	PX S18752	KP2012-1	Electrode
2.	PX S18497-1	KP2008-1	Tip .09mm .035
	PX S18497-2	KP2008-2	Tip 1.1mm .042
	PX S18497-3	KP2008-3	Tip 1.3mm .052
	PX S18497-4	KP2008-4	Tip 2.0mm .079
3.	PX S24114	KP2075-1	Crown cup
4.	PX S24162	KP2077-1	Shield cup

MAG PCT-125 STYLE TORCH HEAD COMPONENTS

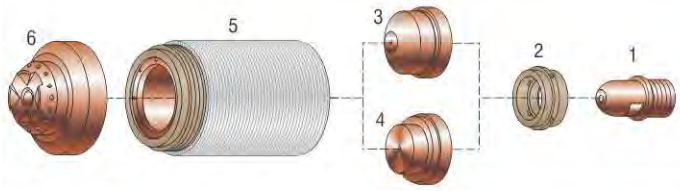

NO.	PROFAX NO.	LINCOLN®	DESCRIPTION
1.	PX S19962	KP2043-1	Electrode
2.	PX S19963	KP2044-1	Swirl ring - VESPEL®
3.	PX S19961-2	KP2042-1	Nozzle tip 1.4mm
	PX S19961-3	KP2042-2	Nozzle tip 1.7mm
4.	PX S19961-4	KP2042-3	Nozzle tip 1.9mm
	PX S19961-5	KP2042-4	Gouging nozzle 3.0mm
5.	PX S19973		Contact cutting insulator
6.	PX S19974		Contact cutting attachment

Replacement Parts Suitable For:

Miller Electric Mfg. Co.®

APT 1000 STYLE TORCH HEAD COMPONENTS (SPECTRUM® 187, 187D)

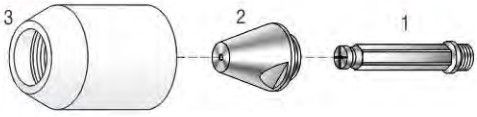

NO.	PROFAX NO.	MILLER®	DESCRIPTION
1.	PX 125-032	125032	Electrode
2.	PX 125-031	125031	Nozzle tip
3.	PX 125-033	125033	Shield cup

APT 3000 STYLE TORCH HEAD COMPONENTS (SPECTRUM® 250D)

NO.	PROFAX NO.	MILLER®	DESCRIPTION
1.	PX 125-069	125069	Electrode
2.	PX 125-070	125070	Nozzle tip
3.	PX 125-071	125071	Shield cup

APT 5000 STYLE TORCH HEAD COMPONENTS (SPECTRUM® 500)

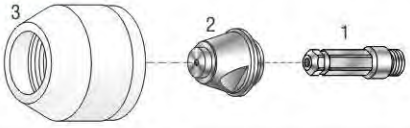

NO.	PROFAX NO.	MILLER®	DESCRIPTION
1.	PX 123-899	123899	Electrode
2.	PX 123-898	123898	Tip "S"
3.	PX 123-897	123897	Shield cup

APT 7000 STYLE TORCH HEAD COMPONENTS (SPECTRUM® 750)

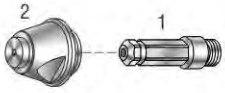

NO.	PROFAX NO.	MILLER®	DESCRIPTION
1.	PX 123-899	123899	Electrode
2.	PX 123-898	123898	Tip "S"
	PX 134-338	134338	Tip "H"

APT 8000 & APT 8000M STYLE TORCH HEAD COMPONENTS (SPECTRUM® 1500, 1500D)

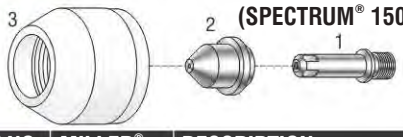

NO.	PROFAX NO.	MILLER®	DESCRIPTION
1.	PX 125-039	125039	Electrode
2.	PX 125-038	125038	Tip
3.	PX 125-040	125040	Shield cup

ICE-25C TORCH HEAD COMPONENTS (SPECTRUM® 300)

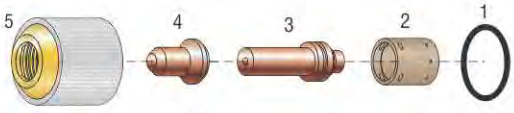

NO.	PROFAX NO.	MILLER®	DESCRIPTION
1.	PX 169-232	169232	O-ring
2.	PX 202809	176657	Swirl ring, 25 amp
3.	PX 176-655	176655	Electrode, 25 amp
4.	PX 176-656	176656	Tip, 25 amp
5.	PX 202808	176658	Shield cup, 25 amp

Plazcut®

TORCH HEAD COMPONENTS

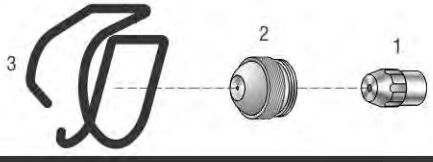

NO.	PROFAX NO.	PLAZCUT®	DESCRIPTION
1.	PX 095482	095482	Electrode
2.	PX 095483	095483	Tip
3.	PX 095485	095485	Guide wire

PROFAX is in no way affiliated with LINCOLN ELECTRIC and MILLER ELECTRIC MFG. CO. The parts advertised for sale are not genuine LINCOLN ELECTRIC and MILLER ELECTRIC MFG. CO. parts, but are parts made for and by **PROFAX**. References to LINCOLN ELECTRIC and MILLER ELECTRIC MFG. CO. machines, torches and numbers are for your convenience only. We reserve the right to substitute genuine LINCOLN ELECTRIC and MILLER ELECTRIC MFG. CO. parts in place of **PROFAX** parts.

ICE-50 TORCH HEAD COMPONENTS (SPECTRUM® 700)

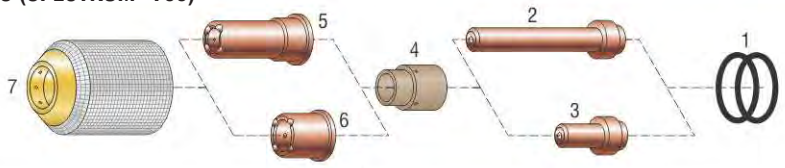

NO.	PROFAX NO.	MILLER®	DESCRIPTION	NO.	PROFAX NO.	MILLER®	DESCRIPTION
1.	PX 169232	169232	O-ring	6.	PX 174034	174034	Tip standard
2.	PX 173895	173895	Electrode extended	7.	PX 169216	169216	Cup
3.	PX 169212	169212	Electrode standard	*	PX 169213	169213	Gouging tip
4.	PX 169215	169215	Swirl ring	*	PX 132657	132657	Standoff guide
5.	PX 169214	169214	Tip extended				

ICE-50C/50CM TORCH HEAD COMPONENTS (SPECTRUM® 650, 701, 2050)

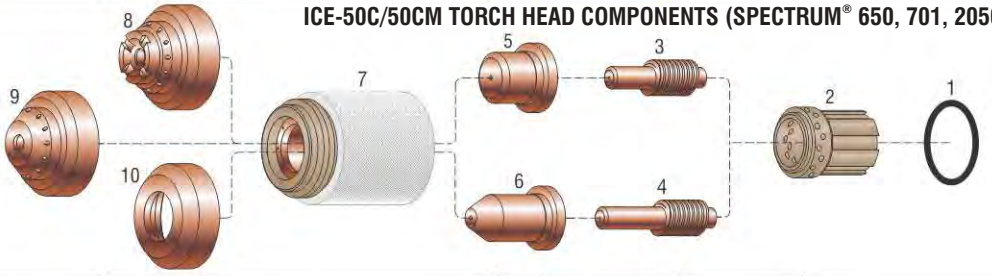

NO.	PROFAX NO.	MILLER®	DESCRIPTION	NO.	PROFAX NO.	MILLER®	DESCRIPTION
1.	PX 169232	169232	O-ring	6.	PX 177876	177876	Nozzle pipe saddle, extended
2.	PX 177886	177886	Swirl ring	7.	PX 192050	192050	Retaining cup
3.	PX 192047	192047	Electrode air	8.	PX 192053	192053	Shield-drag
4.	PX 192048	192048	Electrode extended	9.	PX 192058	192058	Shield-machine
5.	PX 177890	177890	Nozzle standard	10.	PX 177888	177888	Deflector

ICE-55C/55CM TORCH HEAD COMPONENTS (SPECTRUM® 2255)

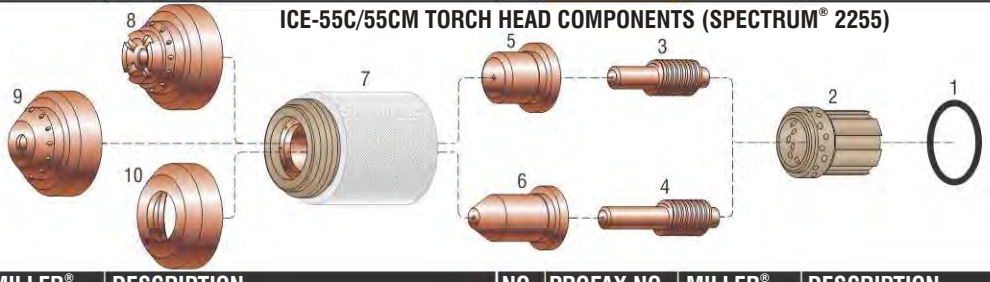

NO.	PROFAX NO.	MILLER®	DESCRIPTION	NO.	PROFAX NO.	MILLER®	DESCRIPTION
1.	PX 169232	169232	O-ring		PX 192052	192052	Nozzle, 35 amp
2.	PX 192049	192049	Swirl ring	7.	PX 192050	192050	Retaining cup
3.	PX 192047	192047	Electrode air	8.	PX 192053	192053	Shield-drag
4.	PX 192048	192048	Electrode extended	9.	PX 192058	192058	Shield-machine
5.	PX 192051	192051	Nozzle standard	10.	PX 177888	177888	Deflector
6.	PX 192056	192056	Nozzle pipe saddle, extended, 55 amp				

ICE-70/100 AND ICE-70M/100M STYLE TORCH HEAD COMPONENTS (SPECTRUM® 1000 AND 1250)

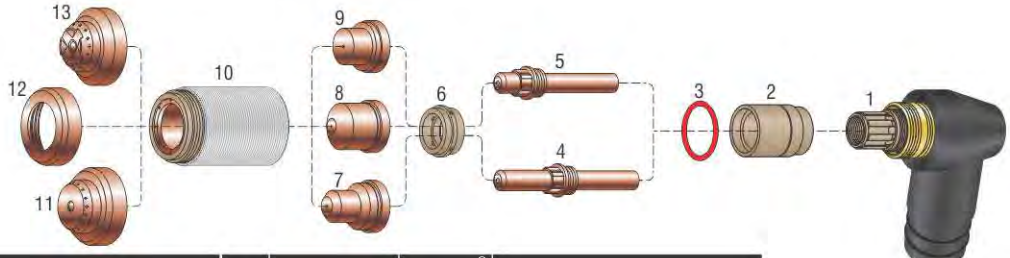

NO.	PROFAX NO.	MILLER®	DESCRIPTION	NO.	PROFAX NO.	MILLER®	DESCRIPTION
1.	PX 171257	171257	Torch, ICE-70, ICE-100	8.	PX 169220	169220	Tip non-shielded 70 amp
2.	PX 020189-1	020189-1	Torch insulator		PX 169227	169227	Tip non-shielded 100 amp
3.	PX 169233	169233	O-ring	9.	PX 169219	169219	Tip shielded 70 amp
4.	PX 173816	173816	Electrode extended		PX 169226	169226	Tip shielded 100 amp
5.	PX 169217	169217	Electrode standard	10.	PX 169223	169223	Cup 70/100 amp
6.	PX 169222	169222	Swirl ring	11	PX 169230	169230	Machine shield
7.	PX 173815	173815	Tip extended, 70 amp	12.	PX 169225	169225	Deflector 70/100 amp
				13.	PX 169224	169224	Drag shield

PROFAX is in no way affiliated with MILLER ELECTRIC MFG. CO. The parts advertised for sale are not genuine MILLER ELECTRIC MFG. CO. parts, but are parts made for and by **PROFAX**. References to MILLER ELECTRIC MFG. CO. machines, torches and numbers are for your convenience only. We reserve the right to substitute genuine MILLER ELECTRIC MFG. CO. parts in place of **PROFAX** parts.

SMITH-MERKLE® STYLE TORCH HEAD COMPONENTS

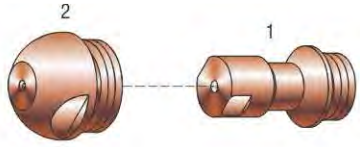

NO.	PROFAX NO.	SMITH-MERKLE®	DESCRIPTION	NO.	PROFAX NO.	SMITH-MERKLE®	DESCRIPTION
1.	PX 30808-5	30808-5	Electrode - Hf.		PX 30813-5	30813-5	Tip 1.2mm
2.	PX 30344-5	30344-5	Tip 1.8mm		PX 30814-5	30814-5	Tip 1.4mm
	PX 30812-5	30812-5	Tip 1.0mm		PX 30815-5	30815-5	Tip 1.6mm

Replacement Parts Suitable For:
Snap-On®

SNAP-ON® STYLE TORCH HEAD COMPONENTS FOR YA5550

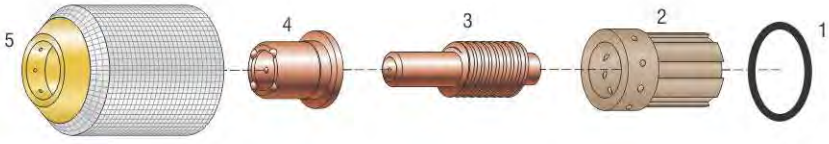

NO.	PROFAX NO.	SNAP-ON®	DESCRIPTION	NO.	PROFAX NO.	SNAP-ON®	DESCRIPTION
1.	PX 044-016-100	044-016-100	O-ring	4.	PX 334-295-100	334-295-100	Nozzle, LC
2.	PX 334-288-100	334-288-100	Swirl ring		PX 334-289-100	334-289-100	Nozzle, HC
3.	PX 334-287-100	334-287-100	Electrode	5.	PX 334-290-110	334-290-110	Retaining cap

PROFAX is in no way affiliated with NUTECSYS CORP., SMITH-MERKLE and SNAP-ON. The parts advertised for sale are not genuine NUTECSYS CORP., SMITH-MERKLE and SNAP-ON parts, but are parts made for and by **PROFAX**. References to NUTECSYS CORP., SMITH-MERKLE and SNAP-ON and machines, torches and numbers are for your convenience only. We reserve the right to substitute genuine NUTECSYS CORP., SMITH-MERKLE and SNAP-ON parts in place of **PROFAX** parts.

PCH-10 STYLE TORCH HEAD COMPONENTS (DRAG GUN AND COUGAR)

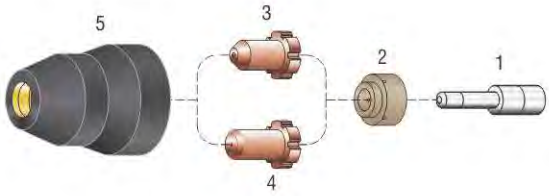

NO.	PROFAX NO.	THERMAL DYNAMICS®	DESCRIPTION	NO.	PROFAX NO.	THERMAL DYNAMICS®	DESCRIPTION
1.	PX 9-6006	9-6006	Electrode	4.	PX 9-4476	9-4476	Tip, air, Cougar™ 125
2.	PX 9-6007	9-6007	Gas distributor	5.	PX 9-6003	9-6003	Shield cup
3.	PX 9-6099	9-6099	Tip, air, Drag-Gun™				

PCH-25 STYLE TORCH HEAD COMPONENTS (PAKMASTER® 25/ECONO-PAK™ 25)

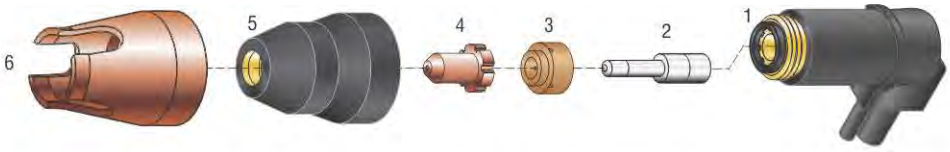

NO.	PROFAX NO.	THERMAL DYNAMICS®	DESCRIPTION	NO.	PROFAX NO.	THERMAL DYNAMICS®	DESCRIPTION
1	PX 9-5807	9-5807	Hand torch 70°	4.	PX 9-4476	9-4476	Tip
	PX 9-5808	9-5808	Hand torch 90°	5.	PX 9-6003	9-6003	Shield cup
2.	PX 9-6006	9-6006	Electrode	6.	PX 9-6004	9-6004	Shield cup, crown w/9-6003
3.	PX 9-6007	9-6007	Gas distributor				

PCH-26 STYLE TORCH HEAD COMPONENTS (ECONO-PAK™ 50)

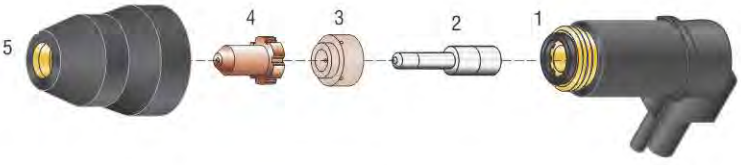

NO.	PROFAX NO.	THERMAL DYNAMICS®	DESCRIPTION	NO.	PROFAX NO.	THERMAL DYNAMICS®	DESCRIPTION
1.	PX 9-5807	9-5807	Hand torch 70°	3.	PX 9-6507	9-6507	Gas distributor
	PX 9-5808	9-5808	Hand torch 90°	4.	PX 9-6501	9-6501	Tip drag
2.	PX 9-6506	9-6506	Electrode	5.	PX 9-6003	9-6003	Shield cup

PCH/M-28 STYLE TORCH HEAD COMPONENTS (PAKMASTER® 50XL)

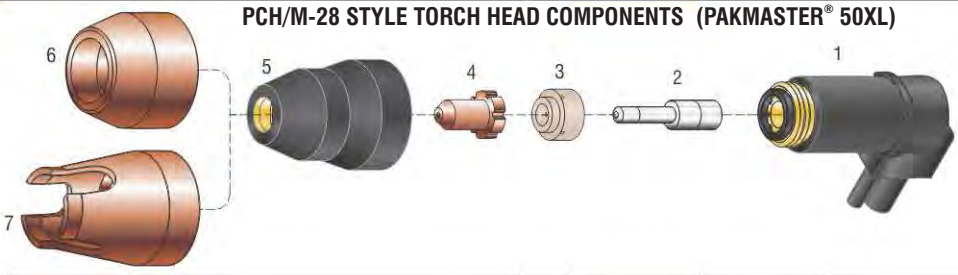

NO.	PROFAX NO.	THERMAL DYNAMICS®	DESCRIPTION	NO.	PROFAX NO.	THERMAL DYNAMICS®	DESCRIPTION
1.	PX 9-5807	9-5807	Hand torch 70°	4.	PX 9-6500	9-6500	Tip, stand off
	PX 9-5808	9-5808	Hand torch 90°		PX 9-6501	9-6501	Tip, drag
2.	PX 9-6506	9-6506	Electrode, long life	5.	PX 9-6003	9-6003	Shield cup
3.	PX 9-6507	9-6507	Gas distributor, long life	6.	PX 9-6503	9-6503	Shield cup, long life w/9-6003
				7.	PX 9-6004	9-6004	Shield cup, crown w/9-6003

PROFAX is in no way affiliated with THERMAL DYNAMICS CORP. The parts advertised for sale are not genuine THERMAL DYNAMICS CORP. parts, but are parts made for and by **PROFAX**. References to THERMAL DYNAMICS CORP. machines, torches and numbers are for your convenience only. We reserve the right to substitute genuine THERMAL DYNAMICS CORP. parts in place of **PROFAX** parts.

* - Not Shown

PCH/M-35 STYLE TORCH HEAD COMPONENTS (PAKMASTER® 50)

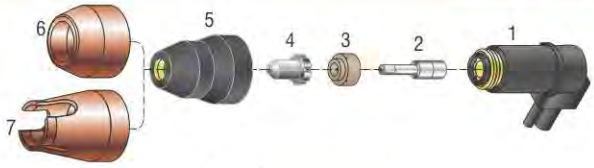

NO.	PROFAX NO.	THERMAL DYNAMICS®	DESCRIPTION	NO.	PROFAX NO.	THERMAL DYNAMICS®	DESCRIPTION
1.	PX 9-5807	9-5807	Hand torch 70°		PX 9-6002	9-6002	Tip, gouging
	PX 9-5808	9-5808	Hand torch 90°		PX 9-6500	9-6500	Tip, stand off, long life
2.	PX 9-6006	9-6006	Electrode		PX 9-6501	9-6501	Tip, drag, long life
	PX 9-6506	9-6506	Electrode, long life		PX 9-6502	9-6502	Tip, gouging, long life
3.	PX 9-6007	9-6007	Gas distributor	5.	PX 9-6003	9-6003	Shield cup
	PX 9-6507	9-6507	Gas distributor, long life	6.	PX 9-6503	9-6503	Shield cup, long life w/9-6003
4.	PX 9-6000	9-6000	Tip	7.	PX 9-6004	9-6004	Shield cup, crown, long life w/9-6003
	PX 9-6001	9-6001	Tip, drag				

PCH/M-40 STYLE TORCH HEAD COMPONENTS (PAKMASTER® 50XL PLUS)

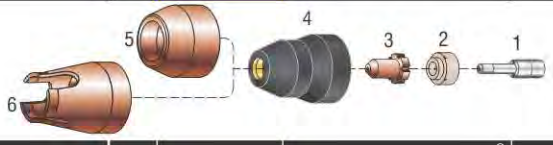

NO.	PROFAX NO.	THERMAL DYNAMICS®	DESCRIPTION	NO.	PROFAX NO.	THERMAL DYNAMICS®	DESCRIPTION
1.	PX 9-6506	9-6506	Electrode, long life	4.	PX 9-6003	9-6003	Shield cup
2.	PX 9-6507	9-6507	Gas distributor, long life	5.	PX 9-6503	9-6503	Shield cup, long life w/9-6003
3.	PX 9-6500	9-6500	Tip, stand off, long life	6.	PX 9-6004	9-6004	Shield cup, crown, long life w/9-6003
	PX 9-6501	9-6501	Tip, drag, long life				
	PX 9-6502	9-6502	Tip, gouging, long life				

PCH/M-51 STYLE TORCH HEAD COMPONENTS (4XI, 6XI, PAK® 3XR, PAK® 5XR, PAK® 6XR, PAK® 7XR, PAK® 5XT, PAK® 625XR AND PAK® 750XR)

NO.	PROFAX NO.	THERMAL DYNAMICS®	DESCRIPTION	NO.	PROFAX NO.	THERMAL DYNAMICS®	DESCRIPTION
	PX 2-2985	2-2985	PCH-51 70° torch w/25' leads	6.	PX 8-1164	8-1164	Switch
	PX 2-2986	2-2986	PCH-51 70° torch w/50' leads	7.	PX 9-5630	9-5630	Shield cup-ceramic
1.	PX 9-5635	9-5635	PCH-51 70° torch body		PX 8-2152	8-2152	Shield cup Vespel®
2.	PX 8-1322	8-1322	Switch retaining sheath		PX 8-2151	8-2151	Shield cup long Vespel®
3.	PX 8-5525	8-5525	O-ring		PX 8-2159	8-2159	Shield cup phenolic
4.	PX 9-5633	9-5633	Electrode	8.	PX 8-5526	8-5526	Crown cup
	PX 9-5720	9-5720	Electrode (4XI)	9.	PX 9-5779	9-5779	Shield cup metal fits over 8-2159
5.	PX 8-3321	8-3321	Tip 1.2 - .047	*	PX 8-4025	8-4025	Lubricant
	PX 9-5631	9-5631	Tip 1.1 - .043				
	PX 9-5718	9-5718	Tip 1.0 - .038				
	PX 9-5724	9-5724	Tip 2.0 - .079 gouging				

PROFAX is in no way affiliated with THERMAL DYNAMICS CORP. The parts advertised for sale are not genuine THERMAL DYNAMICS CORP. parts, but are parts made for and by **PROFAX**. References to THERMAL DYNAMICS CORP. machines, torches and numbers are for your convenience only. We reserve the right to substitute genuine THERMAL DYNAMICS CORP. parts in place of **PROFAX** parts.

* - Not Shown

PCH/M-52 STYLE TORCH HEAD COMPONENTS
(PAK® 5XR DUAL GAS, PAK® 6XR DUAL GAS, PAK® 7XR, PAK® 8XR, PAK® 10XR, PAK® 625XR DUAL GAS, PAK® 750XR, PAK® 1000XR, AND PAK® 1250XR)

NO.	PROFAX NO.	THERMAL DYNAMICS®	DESCRIPTION	NO.	PROFAX NO.	THERMAL DYNAMICS®	DESCRIPTION
1.	PX 9-5643	9-5643	PCM-52 machine torch body	6.	PX 9-5522	9-5522	Switch
2.	PX 9-5642	9-5642	PCH-52 70° torch body	7.	PX 9-5617	9-5617	Shield cup-ceramic
3.	PX 8-5525	8-5525	O-ring		PX 9-5781	9-5781	Shield cup phenolic
4.	PX 9-5619	9-5619	Electrode - Hf.		PX 9-5712	9-5712	Shield cup drag
	PX 9-5711	9-5711	Electrode dual gas	8.	PX 9-5694	9-5694	Crown shield cup
5.	PX 9-5618	9-5618	Tip 1.1-.043	9.	PX 9-5780	9-5780	Shield cup metal fits over 9-5781
	PX 9-5702	9-5702	Tip 0.8-.031, 35 amp, cut	*	PX 8-4007	8-4007	Tip wrench
	PX 9-5707	9-5707	Tip 1.2-.047, 70 amp, cut	*	PX 9-5620	9-5620	Electrode wrench
	PX 9-5708	9-5708	Tip 1.5-.059, 105 amp	*	PX 8-4025	8-4025	Lubricant
	PX 9-5782	9-5782	Tip .052, 80 amp				

PCH/M-53 STYLE TORCH HEAD COMPONENTS
(PAKMASTER® 100)

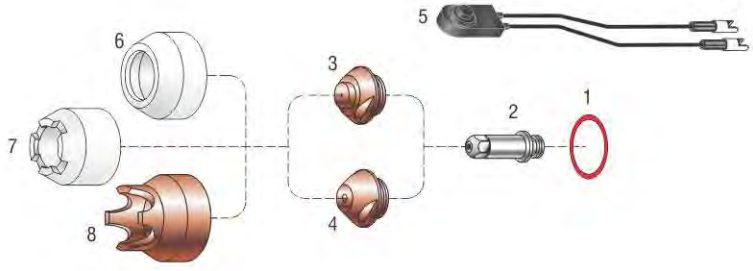

NO.	PROFAX NO.	THERMAL DYNAMICS®	DESCRIPTION	NO.	PROFAX NO.	THERMAL DYNAMICS®	DESCRIPTION
1.	PX 8-5525	8-5525	O-ring	6.	PX 9-5617	9-5617	Shield cup ceramic
2.	PX 9-5898	9-5898	Electrode, air		PX 9-5781	9-5781	Shield cup phenolic
3.	PX 9-5897	9-5897	Tip, air, 70 amp		PX 9-5712	9-5712	Shield cup drag
4.	PX 9-5709	9-5709	Tip, gouging .078, 70 amp	7.	PX 9-5694	9-5694	Crown shield cup
5.	PX 9-5522	9-5522	Switch	8.	PX 9-5780	9-5780	Shield cup metal fits over 9-5781

PROFAX is in no way affiliated with THERMAL DYNAMICS CORP. The parts advertised for sale are not genuine THERMAL DYNAMICS CORP. parts, but are parts made for and by **PROFAX**. References to THERMAL DYNAMICS CORP. machines, torches and numbers are for your convenience only. We reserve the right to substitute genuine THERMAL DYNAMICS CORP. parts in place of **PROFAX** parts.

* - Not Shown

PCH/M-60 STYLE TORCH HEAD COMPONENTS (PAKMASTER® 75XL PLUS)

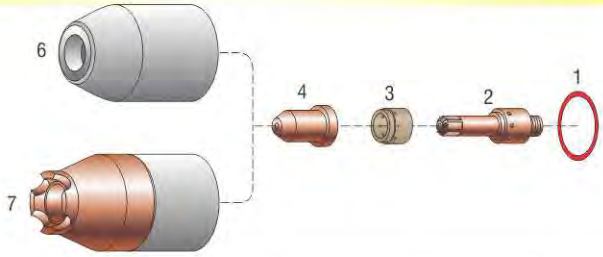

NO.	PROFAX NO.	THERMAL DYNAMICS®	DESCRIPTION	NO.	PROFAX NO.	THERMAL DYNAMICS®	DESCRIPTION
1.	PX 8-0532	8-0532	O-ring		PX 8-7503	8-7503	Tip, cutting, 35 amp, .039
2.	PX 8-7502	8-7502	Electrode-Hf.		PX 9-7726	9-7726	Tip, cutting, 55 amp, .047
3.	PX 8-7501	8-7501	Gas distributor, cutting	6.	PX 8-7500	8-7500	Shield cup
	PX 8-7508	8-7508	Gas distributor, gouging	7.	PX 8-7507	8-7507	Shield cup, crown
4.	PX 8-7506	8-7506	Tip, gouging, .073		PX 9-7501		Spring-shield cup (PROFAX cups only)

PCH/M-62 STYLE TORCH HEAD COMPONENTS (PAKMASTER® 50XL PLUS AND CUT MASTER 50)

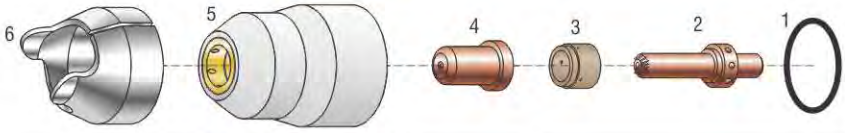

NO.	PROFAX NO.	THERMAL DYNAMICS®	DESCRIPTION	NO.	PROFAX NO.	THERMAL DYNAMICS®	DESCRIPTION
1.	PX 8-0532	8-0532	O-ring		PX 9-8412	9-8412	Tip, stand off
2.	PX 9-8402	9-8402	Electrode		PX 9-8416	9-8416	Tip, gouging
	PX 9-8407	9-8407	Electrode	5.	PX 9-8400	9-8400	Shield cup
3.	PX 9-8401	9-8401	Gas distributor	6.	PX 9-8415	9-8415	Standoff
4.	PX 9-8411	9-8411	Tip, drag				

PCH-75 STYLE TORCH HEAD COMPONENTS (PAKMASTER® 75, PAKMASTER® 75XL, PAKMASTER® 100XL PLUS, ECONO PAK 100)

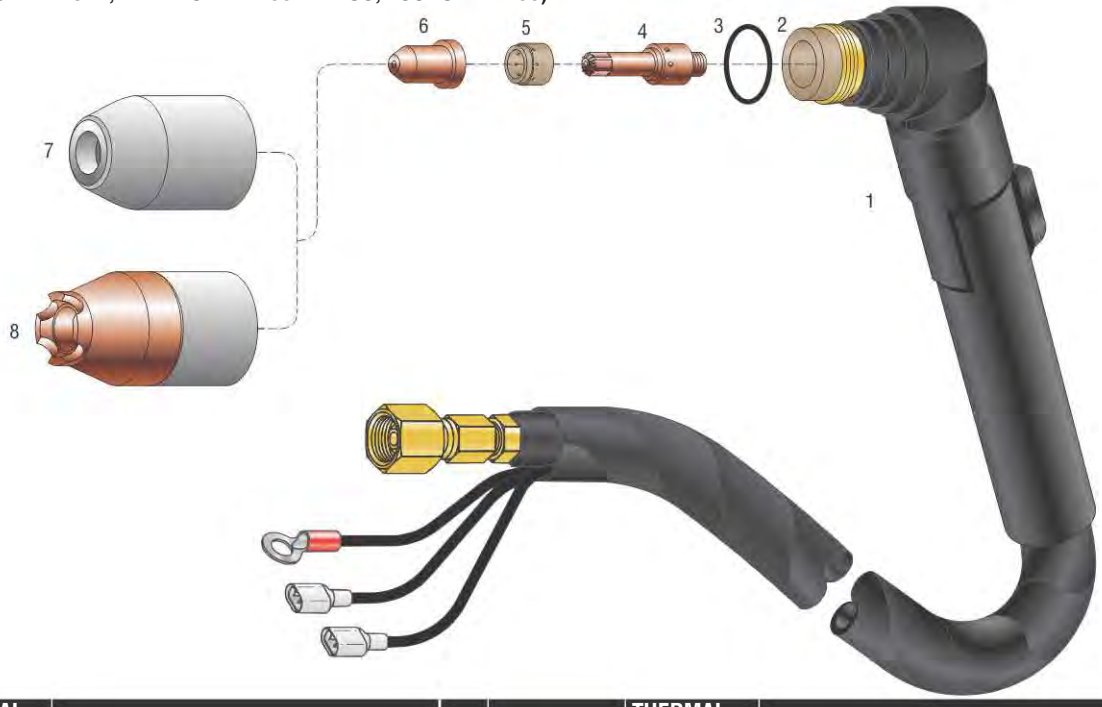

NO.	PROFAX NO.	THERMAL DYNAMICS®	DESCRIPTION	NO.	PROFAX NO.	THERMAL DYNAMICS®	DESCRIPTION
1.	PX 2-7501	2-7501	PCH-75 hand torch complete w/25' cable	6.	PX 8-7503	8-7503	Tip cutting 35 amp - .039
	PX 2-7502	2-7502	PCH-75 hand torch comp. w/50' cable		PX 8-7504	8-7504	Tip cutting 55 amp - .046
2.	PX 8-7510	8-7510	Hand torch head 70°		PX 8-7505	8-7505	Tip cutting 70 amp - .052
3.	PX 8-0532	8-0532	O-ring		PX 8-7506	8-7506	Tip gouging - .073
4.	PX 8-7502	8-7502	Electrode - Hf.	7.	PX 8-7500	8-7500	Shield cup
5.	PX 8-7501	8-7501	Gas distributor, cutting	8.	PX 8-7507	8-7507	Shield cup, crown
	PX 8-7508	8-7508	Gas distributor, gouging		PX 9-7501		Spring-shield cup (PROFAX cups only)

PROFAX is in no way affiliated with THERMAL DYNAMICS CORP. The parts advertised for sale are not genuine THERMAL DYNAMICS CORP. parts, but are parts made for and by **PROFAX**. References to THERMAL DYNAMICS CORP. machines, torches and numbers are for your convenience only. We reserve the right to substitute genuine THERMAL DYNAMICS CORP. parts in place of **PROFAX** parts.

* - Not Shown

PCH/M-80 STYLE TORCH HEAD COMPONENTS (PAKMASTER® 100XL PLUS)

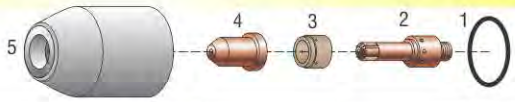

NO.	PROFAX NO.	THERMAL DYNAMICS®	DESCRIPTION	NO.	PROFAX NO.	THERMAL DYNAMICS®	DESCRIPTION
1.	PX 8-0532	8-0532	O-ring		PX 8-7504	8-7504	Tip, cutting, 55 amp, Air/N_2
2.	PX 8-7502	8-7502	Electrode, Air/N_2		PX 9-7728	9-7728	Tip, cutting, 80 amp, Air/N_2
3.	PX 8-7501	8-7501	Gas distributor, cutting	5.	PX 8-7500	8-7500	Shield cup
	PX 8-7508	8-7508	Gas distributor, gouging		PX 8-7507	8-7507	Shield cup, crown
4.	PX 8-7506	8-7506	Tip, gouging		PX 9-7501		Spring-shield cup (PROFAX cups only)
	PX 8-7503	8-7503	Tip, cutting, 35 amp, drag				

PCM-25/38 STYLE TORCH HEAD COMPONENTS (DRAG GUN 38 AND PAKMASTER® 38XL)

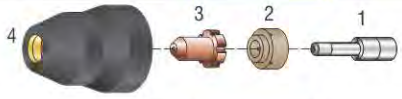

NO.	PROFAX NO.	THERMAL DYNAMICS®	DESCRIPTION	NO.	PROFAX NO.	THERMAL DYNAMICS®	DESCRIPTION
1.	PX 9-6506	9-6506	Electrode, long life	3.	PX 9-6501	9-6501	Tip, drag, long life
2.	PX 9-6507	9-6507	Gas distributor, long life	4.	PX 9-6003	9-6003	Shield cup

PCH/M-100 STYLE TORCH HEAD COMPONENTS (PAK® 10XR)

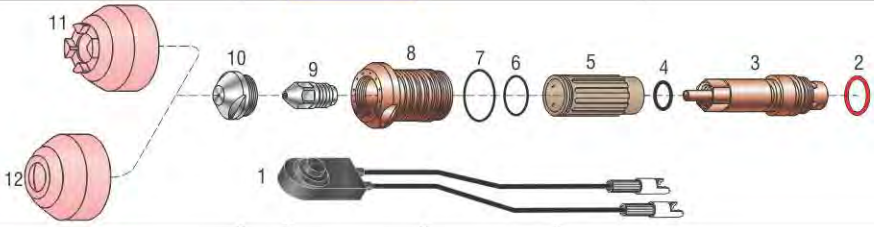

NO.	PROFAX NO.	THERMAL DYNAMICS®	DESCRIPTION	NO.	PROFAX NO.	THERMAL DYNAMICS®	DESCRIPTION
1.	PX 9-5522	9-5522	Switch	10.	PX 9-4343	9-4343	Tip 1.0 - .039, 35 amp
2.	PX 8-1152	8-1152	O-ring		PX 9-4342	9-4342	Tip 1.2 - .047, 70 amp
3.	PX 8-1108	8-1108	Electrode holder w/8-1133,8-1152		PX 9-4341	9-4341	Tip 1.5 - .059, 105 amp
4.	PX 8-1133	8-1133	O-ring	11.	PX 8-1101	8-1101	Crown shield cup
5.	PX 9-4339	9-4339	Gas distributor w/8-1134	12.	PX 8-1100	8-1100	Shield cup (hand torch)
6.	PX 8-1134	8-1134	O-ring	*	PX 8-0556	8-0556	O-ring (cup)
7.	PX 8-1135	8-1135	O-ring	*	PX 8-0538	8-0538	O-ring (handle)
8.	PX 8-1106	8-1106	Liner w/8-1135	*	PX 8-4025	8-4025	Lubricant
9.	PX 9-4340	9-4340	Electrode - Hf.				

PCH/M-100XL STYLE TORCH HEAD COMPONENTS (PAKMASTER® 100XL)

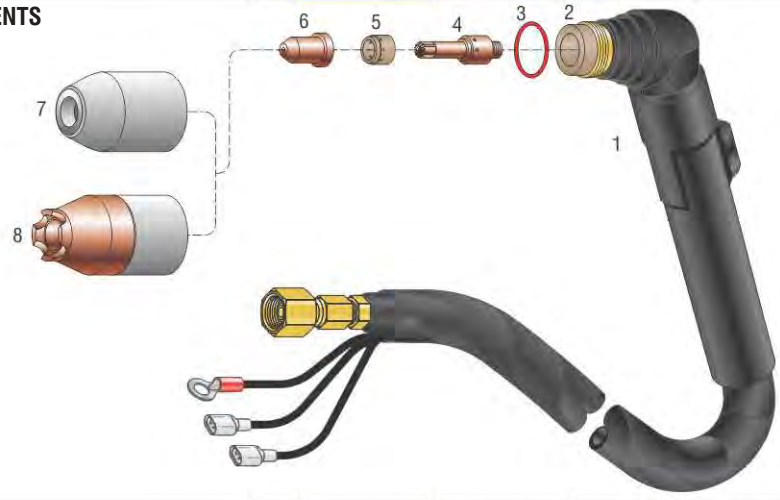

NO.	PROFAX NO.	THERMAL DYNAMICS®	DESCRIPTION	NO.	PROFAX NO.	THERMAL DYNAMICS®	DESCRIPTION
1.	PX 2-0001	2-0001	PCH100XL hand torch comp. w/25' cable	6.	PX 8-7503	8-7503	Tip cutting 35 amp - .039
	PX 2-0002	2-0002	PCH100XL hand torch comp. w/50' cable		PX 8-7504	8-7504	Tip cutting 55 amp - .046
2.	PX 8-7510	8-7510	Hand torch head 70°		PX 8-7505	8-7505	Tip cutting 70 amp - .052
3.	PX 8-0532	8-0532	O-ring		PX 8-7506	8-7506	Tip gouging - .073
4.	PX 8-7502	8-7502	Electrode - Hf.	7.	PX 8-7500	8-7500	Shield cup
5.	PX 8-7501	8-7501	Gas distributor, cutting	8.	PX 8-7507	8-7507	Shield cup, crown
	PX 8-7508	8-7508	Gas distributor, gouging		PX 9-7501	9-7501	Spring-shield cup (PROFAX cups only)

PROFAX is in no way affiliated with THERMAL DYNAMICS CORP. The parts advertised for sale are not genuine THERMAL DYNAMICS CORP. parts, but are parts made for and by **PROFAX**. References to THERMAL DYNAMICS CORP. machines, torches and numbers are for your convenience only. We reserve the right to substitute genuine THERMAL DYNAMICS CORP. parts in place of **PROFAX** parts.

PCH/M-102 STYLE TORCH HEAD COMPONENTS (75XL PLUS 60 AMP, 100XL PLUS 80 AMP AND CUTMASTER 75)

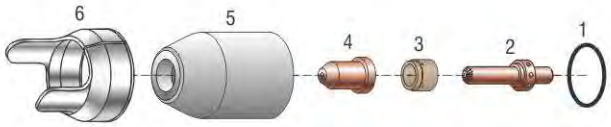

NO.	PROFAX NO.	THERMAL DYNAMICS®	DESCRIPTION
1.	PX 8-0532	8-0532	O-ring
2.	PX 9-8402	9-8402	Electrode
	PX 9-8407	9-8407	Electrode, extended life
3.	PX 8-7501	8-7501	Gas distributor, cutting
	PX 8-7508	8-7508	Gas distributor, gouging
4.	PX 8-7503	8-7503	Tip, cutting, 40 amp
	PX 8-7506	8-7506	Tip, gouging
	PX 8-7514	8-7514	Tip, 60 amp
	PX 8-7515	8-7515	Tip, 80 amp
	PX 9-7726	9-7726	Tip, cutting, 60 amp
	PX 9-7728	9-7728	Tip cutting, 80 amp (100XL PLUS only)
	PX 9-8406	9-8406	Tip, 100 amp
5.	PX 8-7500	8-7500	Shield cup, cutting
	PX 8-7507	8-7507	Shield cup, crown
6.	PX 8-7575	8-7575	Stand-off cutting guide

PCH-120 STYLE TORCH HEAD COMPONENTS (PAKMASTER 150XL)

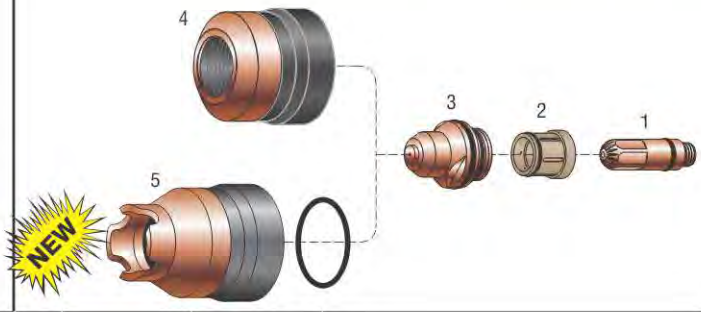

NO.	PROFAX NO.	THERMAL DYNAMICS®	DESCRIPTION
1.	PX 20-1210	20-1210	Electrode
2.	PX 20-1215	20-1215	Gas distributor
3.	PX 20-1220	20-1220	Tip, 35 amp
	PX 20-1221	20-1221	Tip, 70 amp
	PX 20-1222	20-1222	Tip, 120 amp
4.	PX 20-1225	20-1225	Shield cup
5.	PX 20-1226	20-1226	Crown cup

PCH/M-150 STYLE TORCH HEAD COMPONENTS (MERLIN PAK® 15XC)

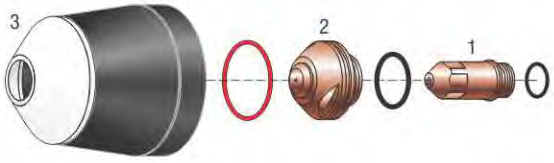

NO.	PROFAX NO.	THERMAL DYNAMICS®	DESCRIPTION
1.	PX 9-5749	9-5749	Electrode (Air)
	PX 9-5754	9-5754	Electrode (N_2-Ar/H_2)
	PX 9-5760	9-5760	Electrode (O_2)
2.	PX 9-5746	9-5746	Tip, 150 amp (Air .070)
	PX 9-5747	9-5747	Tip, 100 amp (Air .055)
	PX 9-5748	9-5748	Tip, 50 amp (Air .043)
	PX 9-5751	9-5751	Tip, 150 amp (O_2 .070)
	PX 9-5753	9-5753	Tip, 50 amp (O_2 .043)
	PX 9-5755	9-5755	Tip, 150 amp (gouging .120)
3.	PX 9-5750	9-5750	Shield cup (ceramic)
	PX 9-5758	9-5758	Shield cup
	PX 9-5790	9-5790	Shield cup (metal)
*	PX 8-0557	8-0557	O-ring, small shield cup
*	PX 8-5570	8-5570	O-ring, large shield cup
*	PX 8-7061	8-7061	Tip wrench

PWM-300 STYLE TORCH HEAD COMPONENTS



NO.	PROFAX NO.	THERMAL DYNAMICS®	DESCRIPTION
1.	PX 8-0531	8-0531	O-ring
2.	PX 8-6512	8-6512	Gasket
3.	PX 9-2956	9-2956	O-ring
4.	PX 9-1827	9-1827	Electrode
5.	PX 9-2863	9-2863	O-ring
6.	PX 8-6575	8-6575	Tip .093, 200 amp
	PX 8-6582	8-6582	Tip .113, 250 amp
	PX 8-6572	8-6572	Tip .125, 300 amp
	(Included with each tip 9-2863 & 9-2956 O-ring)		
7.	PX 8-6515	8-6515	End cap

PROFAX is in no way affiliated with THERMAL DYNAMICS CORP. The parts advertised for sale are not genuine THERMAL DYNAMICS CORP. parts, but are parts made for and by **PROFAX**. References to THERMAL DYNAMICS CORP. machines, torches and numbers are for your convenience only. We reserve the right to substitute genuine THERMAL DYNAMICS CORP. parts in place of **PROFAX** parts.

6B STYLE TORCH HEAD COMPONENTS (PAK® 44 & PAK® 45)

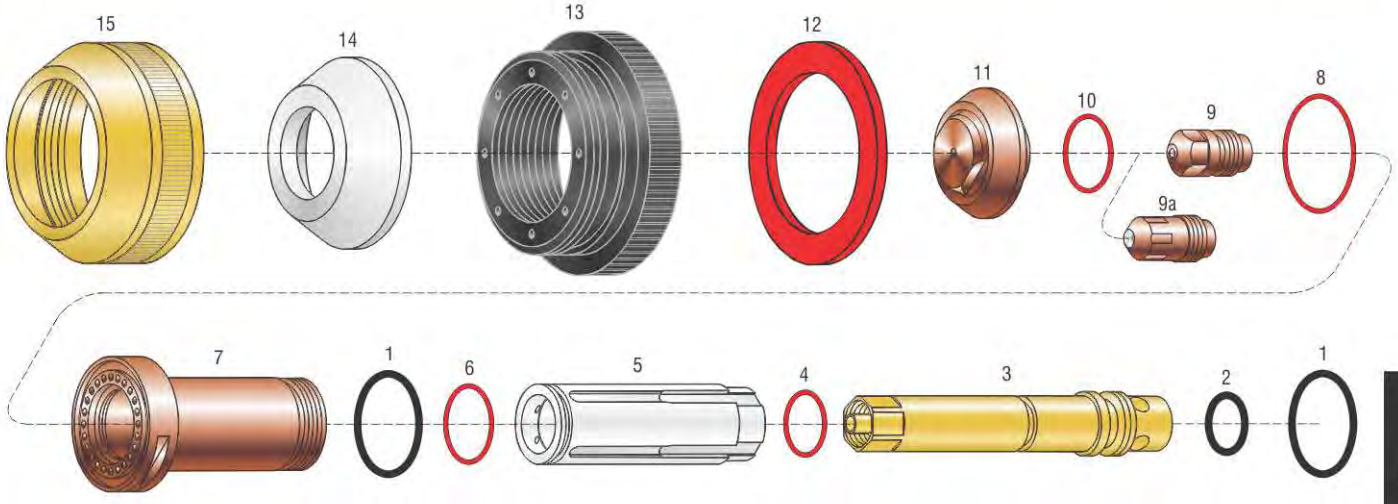

NO.	PROFAX NO.	THERMAL DYNAMICS®	DESCRIPTION	NO.	PROFAX NO.	THERMAL DYNAMICS®	DESCRIPTION
1.	PX 8-0531	8-0531	O-ring		PX 8-6582	8-6582	Tip .113, 300 amp
2.	PX 8-0527	8-0527	O-ring		PX 8-6572	8-6572	Tip .125, 400 amp
3.	PX 8-6615	8-6615	Electrode holder w/9-2960, 8-0527		(Included with each tip 9-2863 & 9-2956 O-rings)		
4.	PX 9-2960	9-2960	O-ring	12.	PX 8-6512	8-6512	Gasket
5.	PX 8-6569	8-6569	Gas distributor w/8-3146	13.	PX 8-6581	8-6581	Outer insulator
6.	PX 8-3146	8-3146	O-ring	14.	PX 8-6514	8-6514	End piece
7.	PX 8-6571	8-6571	Liner w/8-0531 & 9-2956	15.	PX 8-6515	8-6515	End cap
8.	PX 9-2956	9-2956	O-ring	*	PX 8-4025	8-4025	Lubricant
9.	PX 8-6578	8-6578	Electrode, general purpose	*	PX 8-6629	8-6629	Tip
9a.	PX 8-6586	8-6586	Electrode lo-amp				
10.	PX 9-2863	9-2863	O-ring				
11.	PX 8-6580	8-6580	Tip .067, 100 amp				
	PX 8-6648	8-6648	Tip .076, 150 amp				
	PX 8-6575	8-6575	Tip .093, 200 amp				

PROFAX is in no way affiliated with THERMAL DYNAMICS CORP. The parts advertised for sale are not genuine THERMAL DYNAMICS CORP. parts, but are parts made for and by **PROFAX**. References to THERMAL DYNAMICS CORP. machines, torches and numbers are for your convenience only. We reserve the right to substitute genuine THERMAL DYNAMICS CORP. parts in place of **PROFAX** parts.

NOTE: 7-2850 coolant
1 gal. containers
4 gal. standard carton

* - Not Shown

Welding Equipment Contactors

SUITABLE REPLACEMENTS FOR MOST MAKES AND MODELS OF WELDING EQUIPMENT

PRODUCT INFORMATION MANUAL

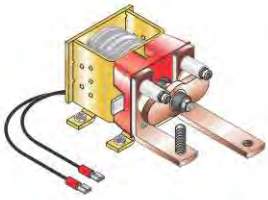

HOBART®/THERMAL ARC® 300 AMP

LINCOLN®/MILLER® SPST 250 AMP

40 AMP

50 - 60 AMP

75 & 90 AMP

120 AMP

- 40, 50, 60, 75, 90, 120 & 250 AMP SIZES
- 1, 2, 3, & 4 POLE
- STANDARD MOUNTING PLATES
- AVAILABLE WITH N.O. & N.C. AUXILIARY SWITCHES
- 24 or 120 VOLT AC COIL OPERATION

CONTACTOR ORDERING INFORMATION

To order a contactor either choose from the reference list or supply the following information:
(This information can be obtained from the original contactor ID tag)

- Amperage Rating
- Number of Poles
- Coil Voltage
- Auxiliary Switches (Specify number of switches by adding suffix number from the auxiliary switch chart to the end of the contactor part number.)

If the above information is not obtainable please supply "***PROFAX***" with the original equipment manufacturer's name, model, serial number and (if applicable) the code number of the welding equipment the replacement contactor is to be used in.
With this information the "***PROFAX***" technical department will recommend a suitable contactor.

Contactors

SELECTION TABLE

4 Pole contactors are available in 40 amp only.

Coil Voltages of 24, 110/120, 208/240 are available for all contactors.

CONTACTOR AMP RATING	NO. OF POLES	COIL VOLTAGE	PROFAX
60	2	24	633U10
	2	110/120	633U20
	2	208/240	633U30
	3	24	633U10
	3	110/120	633U20
	3	208/240	633U30
75	2	24	730U10
	2	110/120	730U20
	3	24	730U10
	3	110/120	730U20
90	2	24	937U10
	2	110/120	937U20
	3	24	937U10
	3	110/120	937U20
120	2	110/120	1230U20
	3	110/120	1230U20
250 PROFAX	1	120V DC	6428
250 Miller®	1	12V DC	6427
250 Lincoln®	1	12V DC	6429
300 Hobart®	1	New Style 12V DC	6431



FITS PROFAX CONTACTORS ONLY

POLE LINKS

Pole links are available for the 40, 50, & 60 amp three pole contactors only.

POLE LINKS	CONTACTORS
433JL	40 Amp, 3 pole
533JL	50 Amp, 3 pole
633JL	60 Amp, 3 pole

POLE LINKS ARE SOLD AS A SET OF TWO.

CONTACTOR AMP RATING	NO. OF POLES	COIL VOLTAGE	PROFAX NO.
40	2	24	438U10
	2	110/120	438U20
	3	24	438U10
	3	110/120	438U20
50	2	24	533U10
	2	110/120	533U20
	2	208/240	533U30
	3	24	533U10
	3	110/120	533U20
	3	208/240	533U30

Auxiliary Switches (for *PROFAX* Contactors Only.)

AUX. SWITCHES DO NOT APPLY TO 250 AND 300 AMP CONTACTORS

CONTACTORS	PROFAX PART NO.	P/N SUFFIX	Contacts N.O.	Contacts N.C.	NO. OF KITS
40 AMP	98220332	S3	1	1	1
		S6	2	2	2
	98220337	S7	1	1	1
		S8	2	2	2
50 through 120 AMP	34300S332	S3	1	1	1
		S6	2	2	2
	34300S337	S7	1	1	1
		S8	2	2	2

DIAGRAMS

332 STYLE

337 STYLE

AFFIX THE P/N SUFFIX TO THE END OF THE CONTACTOR PART NUMBER TO ADD THE CORRECT AUXILIARY SWITCH OR SWITCHES.

	MFR. P/N	MODEL	PROFAX
HOBART®	035519	Betamig 1800	533U10[1]
	160760	Cyberweld 302	533U10
	160760	Cyberflex 302	533U10
	160793	Cyberflex 452	633U10
	160793	Cyberweld 452	633U10
	160794	Cyberweld 652	730U10
	170303	HEFTY	6431
	870202	HEFTY II	6431
HYPERTHERM®	003053	HT40C	438U10
	"	MAX40	438U10
	"	MAX40CS	438U10
	003059	HT40C	438U10S3*
	"	MAX40	438U10S3*
	"	MAX40CS	438U10
	003062	HT40C	438U10
	"	MAX40	438U10
	003066	MAX100	633U10
	"	MAX100	633U10S3*
	003073	HT40C	438U10
	"	MAX40	438U10
	003092	MAX200	937U10S3
	003139	HT2000	937U20
	003153	MAX100	633U10
	"	MAX100	633U10S3*
L-TEC/LINDE®	639526	VI 1000	1230U20
	"	VI 1200	1230U20
	672162	VI 205	533U20S6[#]
	"	VI 252	533U20
	"	VI 253	533U20
	672669	CC400SS	533U20
	"	CC 600	533U20
	"	NAW 200	533U20
	"	PCM 6	533U20
	"	SE 300	533U20
	"	SE 400	533U20
	"	SVI 600	533U20
	"	SVI 650	533U20
	"	VI 402	533U20
	"	VI 600	533U20
	"	VI 605	533U20
	"	VI 650	533U20
	"	VI 650SS	533U20
	"	VI 650DV	533U20
	673458	3 IN 1	533U20
	"	VI 206	533U20
	"	VI 400	533U20
	"	VI 450	533U20
	673502	VI 800	730U20
	"	VCR 801	730U20
	678069	HELI-250HF	533U20
	678122	V 160	533U20[#]
	950368	DIP-PAK 225	533U20[1]
	1373-4781	DIP-PAK 250	533U10[#1]
LINCOLN®	M12161-27	SP200	533U20
	M12161-19	R3R400	530-8026B
	M12161-21	CV400	730-8025B
	"	DC400	730-8025B
	"	R3R500	730-8025B
	M12161-28	DC600	730-8029B
	M12161-59	R3R400	530-8026B
	M12161-61	CV400	730-8025B
	"	DC400	730-8025B
	"	R3R500	730-8025B
	M12161-67	SP200	533U20
	M12161-68	DC600	730-8029B
	M15308-1	LN25	6429
	M15308-2	LN25	6429
MILLER®	003708	MP45E	730U20
	"	Regency 350	730U20
	032786	DIALARC HF	730U20
	(177551)	CP300	730U20
	"	FC6E	730U20
	"	FC65E	730U20
	"	MP45E	730U20
	"	MP65E	730U20

	MFR. P/N	MODEL	PROFAX
MILLER®	034646	CP250TS/SM	533U10
	"	CP300TS/SM	533U10
	"	SCP200	533U10
	034652	MP65E	633U20
	"	FC6E	633U20
	"	FC65E	633U20
	"	320A/BP	633U20
	"	330A/BP	633U20
	"	340A/BP	633U20
	034653	320A/BP	633U20
	"	330A/BP	633U20
	"	360A/BP	633U20
	034655	CP750E	730U20
	"	FC75E	730U20
	"	MP75E	730U20
	034875	CP200	633U20
	"	MP30E	633U20
	"	SCP200	633U20
	"	SR150	633U20
	034909	320A/BP	633U20
	"	330A/BP	633U20
	035519	Millermatic 35	533U10[1]
	"	Millermatic 185	533U10[1]
	"	PLAZCUT	438U10
	"	Spectrum 500	438U10
	035729	320A/BP	633U20
	"	330A/BP	633U20
	035732	CP200	633U20
	"	CP250TS/SM	633U20
	"	CP300TS/SM	633U20
	"	SR150	633U20
	085002	CP300	730U20
	"	Millermatic 200	633U20[1]
	088057	320A/BP	633U20
	"	330A/BP	633U20
	"	330ST	633U20
	097995	HF250	6428
	"	HF251D1	6428
	108358	MM150	438U10[1]
	"	XMT200	438U10
	110361	SP32P12	6427
	"	SUPER32	6427
	114729	330A/BP	633U20
	114780	CP300	633U20
	"	DIALARC HF	633U20[1]
	"	Millermatic 200	633U20[1]
	"	Regency 200	633U20[1]
	"	Spectrum 750	633U20
	"	Spectrum 1000	633U20
	"	Spectrum 1500	633U20
	"	Vintage	633U20
	114781	320A/BP	633U20
	"	330A/BP	633U20
	124886	Spectrum 750	633U10
	"	Spectrum 1000	633U10
	"	Spectrum 1500	633U10
	128570	320A/BP	633U20
	"	330A/BP	633U20
	"	340A/BP	633U20
	132889	MAXTRON 450	533U10
	"	XMT300	533U10
	137902	320A/BP	633U20
	"	330A/BP	633U20
	"	340A/BP	633U20
	138035	8VS-12VS	6427
	139091	MAXTRON 300	438U10
	145407	XMT200	438U10
	160760	Deltaweld 302	533U10
	"	Dimension 302	533U10
	"	Goldstar 302	533U10
	160793	Deltaweld 452	633U10
	"	Dimension 452	633U10
	"	Goldstar 452	633U10
	160794	Deltaweld 652	730U10
	"	Dimension 652	730U10
	"	Goldstar 652	730U10
	186355	Vintage	633U20[1]

[1]-Requires pole links • *-Confirm if auxiliary switch is required • [#]-Confirm correct coil voltage

	MFR. P/N	MODEL	PROFAX
MILLER®	186355	Regency 250	633U20[1]
	189486	Millermatic 185	533U10[1]
	"	Millermatic 210	533U10[1]
	195568	Vintage	633U20[1]
	"	Regency 250	633U20[1]
	224039	Extreme	6427
	224697	Extreme	6427
	605855 (188633)	CP200	633U20
	"	CP250TS/SM	633U20
	"	CP300TS/SM	633U20
	"	MK VIII-2	633U20
	"	MP30E	633U20
	"	PLAZCUT	633U20
	"	SCP200	633U20
	"	SR150	633U20
	"	Spectrum 500	633U20
	"	Spectrum 750	633U20
	"	Spectrum 1000	633U20
	"	Spectrum 1500	633U20
THERMAL ARC®	870202	Hefty & Hefty II	6431

	MFR. P/N	MODEL	PROFAX
THERMAL ARC®	870133	Hefty & Hefty II	6431
THERMAL DYNAMICS®	8-1373	MERLIN	438U10
	"	PAK10	438U10
	8-1373	PAK44	438U10
	8-5143	MERLIN	438U10
	9-1028	2XT	438U10S3
	9-1038	2XT	438U10[#]
	9-1067	5XT	533U10
	"	PAK8XR	533U10
	"	Signature 1000	533U10
	9-1244	MERLIN	730U20
	9-5586	5XT	438U10
	"	PAK5XR	438U10
	"	PAK7XR	438U10
	"	PAK8XR	438U10
	"	PAK10XR	438U10
	"	Signature 625	438U10
	"	Signature 750	438U10
	"	Signature 1000	438U10
	"	Signature 1250	438U10

Model Listing

	MODEL	MFR. P/N	PROFAX
HOBART®	Betamig 1800	035519	533U10[1]
	Cyberflex 302	160760	533U10
	Cyberflex 452	160793	633U10
	Cyberweld 302	160760	533U10
	Cyberweld 452	160793	633U10
	Cyberweld 652	160794	730U10
	HEFTY	170303	6431
	HEFTY II	870202	6431
HYPERTHERM®	HT40C	003053	438U10
	"	003059	438U10S3
	"	003062	438U10
	"	003073	438U10
	HT2000	003139	937U20
	MAX40	003053	438U10
	"	003059	438U10S3
	"	003062	438U10
	"	003073	438U10
	MAX40CS	003053	438U10
	"	003059	438U10
	MAX100	003066	633U10
	"	003066	633U10S3*
	"	003153	633U10
	"	003153	633U10S3*
	MAX200	003092	937U10S3
L-TEC/LINDE®	3 IN 1	673458	533U20
	CC400SS	672669	533U20
	CC600	672669	533U20
	DIP-PAK 225	950368	533U20[1]
	DIP-PAK 250	1373-4781	533U10[#1]
	HELI-250HF	678069	533U20
	NAW200	672669	533U20
	PCM 6	672669	533U20
	SE 300	672669	533U20
	SE 400	672669	533U20
	SVI 600	672669	533U20
	SVI 650	672669	533U20
	VCR801	673502	730U20
	V 160	678122	533U20[#]
	VI 205	672162	533U20S6[#]
	VI 206	673458	533U20
	VI 252	672162	438U20
	VI 253	672162	438U20
	VI 400	673458	533U20
	VI 402	672669	533U20
	VI 450	673458	533U20
	VI 600	672669	533U20
	VI 605	672669	533U20
	VI 650	672669	533U20
	VI 650DV	672669	533U20
	VI 650SS	672669	533U20
	VI 800	673502	730U20
	VI 1000	639526	1230U20
	VI 1200	639526	1230U20

	MODEL	MFR. P/N	PROFAX
LINCOLN®	CV400	M12161-21	730-8025B
	"	M12161-61	730-8025B
	DC400	M12161-21	730-8025B
	"	M12161-61	730-8025B
	DC600	M12161-28	730-8029B
	"	M12161-68	730-8029B
	LN25	M15308-1	6429
	R3R400	M12161-19	530-8026B
	"	M12161-59	530-8026B
	R3R500	M12161-21	730-8025B
	"	M12161-61	730-8025B
	SP200	M12161-27	533U20
	"	M12161-67	533U20
	"	M15308-2	6429
MILLER®	320 & 330 A/BP	034652	633U20
	"	034653	633U20
	"	034909	633U20
	"	035729	633U20
	"	088057	633U20
	"	114729	633U20
	"	114781	633U20
	"	128570	633U20
	"	137902	633U20
	330ST	088057	633U20
	340A/BP	034652	633U20
	"	128570	633U20
	360A/BP	034653	633U20
	8VS-12VS	138035	6427
	CP200	034875	633U20
	"	035732	633U20
	"	605855 (188633)	633U20
	CP300	032786	730U20
	"	085002	730U20
	"	114780	633U20
	CP250TS/SM	034646	533U10
	"	035732	633U20
	"	605855 (188633)	633U20
	CP300TS/SM	034646	533U10
	"	035732	633U20
	"	605855 (188633)	633U20
	CP750E	034655	730U20
	Deltaweld 302	160760	533U10
	Deltaweld 452	160793	633U10
	Deltaweld 652	160794	730U10
	DIALARC HF	032786	730U20
	"	177551	730U20
	"	114780	633U20[1]
	Dimension 302	160760	533U10
	Dimension 452	160793	633U10
	Dimension 652	160794	730U10
	Extreme	224039	6427
	Extreme	224697	6427
	FC6E	034652	633U20
	FC65E	034652	633U20
	"	032786	730U20

[1]-Requires pole links • *-Confirm if auxiliary switch is required • [#]-Confirm correct coil voltage

	MODEL	MFR. P/N	PROFAX
MILLER®	FC75E	034655	730U20
	FC75E	032786	730U20
	Goldstar 302	160760	533U10
	Goldstar 452	160793	633U10
	Goldstar 652	160794	730U10
	HF25O	097995	6428
	HF251D1	097995	6428
	MK VIII-2	605855 (188633)	633U20
	Maxtron 300	139091	438U10
	Maxtron 450	132889	533U10
	Millermatic 35	035519	533U10[1]
	Millermatic 185	035519	533U10[1]
	Millermatic 200	085002	633U20[1]
	"	114780	633U20[1]
	Millermatic 210	189486	533U10[1]
	MM150	108358	438U10[1]
	MP30E	034875	633U20
	"	605855 (188633)	633U20
	MP45E	003708	730U20
	"	032786	730U20
	MP65E	034652	633U20
	"	032786	633U20
	MP75E	034655	730U20
	PLAZCUT	035519	533U10
	"	605855 (188633)	633U20
	Regency	186355	633U20[1]
	Regency 200	114780	633U20[1]
	Regency 250	186355	633U20[1]
	Regency 350	003708	730U20
	S32P12	192809	6427
	SUPER 32	192809	6427
	SR150	035732	633U20
	"	034875	633U20
	"	605855 (188633)	633U20
	SCP200	034646	533U10
	"	034875	633U20
	"	605855 (188633)	633U20
	Spectrum 500	035519	533U10
	"	605855 (188633)	633U20
	Spectrum 750	114780	633U20
	"	124886	633U10
	"	605855 (188633)	633U20
	Spectrum 1000	114780	633U20
	"	124886	633U10
	"	605855 (188633)	633U20
	Spectrum 1500	114780	633U20
	"	124886	633U10
	"	605855 (188633)	633U20
	Vintage	186355	633U20[1]
	"	114780	633U20[1]
	"	195568	633U20[1]
	XMT200	108358	438U10
	"	145407	438U10
	XMT300	132889	533U10

	MODEL	MFR. P/N	PROFAX
THERMAL ARC®	Hefty & Hefty II	870202	6431
	Hefty & Hefty II	870133	6431
THERMAL DYNAMICS®	2XT	9-1028	438U10S3
	"	9-1038	438U10
	5XT	9-1067	533U10
	"	9-5586	438U10
	MERLIN	8-1373	438U10
	"	8-5143	438U10
	"	9-1244	730U20
	PAK10	8-1373	438U10
	PAK44	8-1373	438U10
	PAK5XR	9-5586	438U10
	PAK7XR	9-5586	438U10
	PAK8XR	9-1067	533U10
	PAK8XR	9-5586	438U10
	PAK10XR	9-5586	438U10
	Signature 625	9-5586	438U10
	Signature 750	9-5586	438U10
	Signature 1000	9-1067	533U10
	Signature 1000	9-5586	438U10
	Signature 1250	9-5586	438U10

[1]-Requires pole links
*-Confirm if auxiliary switch is required
#-Confirm correct coil voltage

LENCO PRODUCT INDEX

PART NO.	DESCRIPTION	PAGE NO.
01020	AF-2	2,3
01021	Upper Tong, AF-1/2 M-150/200	3
01022	Lower Tong w/scr, AF/HT/M/MHT 2-200	3
01023	Handle, AF-2	3
01025	Cable Conn. Screw, AF-1/2/25 , M-150/200/250	3,5
01026	Spring Set w/Ins., AF-1/2, M-150/200	3
01027	Spring Cup Ins., AF/M 1-200	3
01030	AF-25	2,3
01031	Upper Tong, AF-25/M-250	3
01032	Lower Tong w/scr, AF/HT/M/MHT 25-250	3
01033	Handle, AF-25	3
01034	Spring Set w/Ins., AF-25/M-250	3
01040	AF-3	2,3
01041	Lower Tong w/scr, AF/HT/M/MHT 3-300	3
01042	Handle, AF-3	3
01050	AF-35	2,3
01051	Upper Tong, AF-3/35/50 M-300/350/500	3
01052	Lower Tong w/scr, AF/HT/M/MHT 35-350	3
01053	Handle, AF-35	3
01054	Spring Set w/Ins., AF/M 3-300	3
01060	AF-50	2,3
01062	Lower Tong w/scr, AF/HT/M/MHT 50-500	3
01065	Tip Insulator Screws (Dozen)	3,11
01066	Handle, AF-50	3
01068	Cable Conn. Screw, 5/8-18 x 5/8"	3,9-10
01069	Spring Set w/Ins., AF-35/50, M-350/500	3
01070	Spring Insulator, Lg Fl, AF/HT/M/MHT	3
01071	Spring Cup, AF/M 25-500 HT/MHT 2-200	3
01214	Hinge Pin, AF/HT/M/MHT 1-250	3
01223	Hinge Pin, AF/HT/M/MHT 3-500	3
01225	Cable Conn. Screw, AF-3, M-300	3
01284	Spring Cover, LT/MLT-400	5
01286	Spring, Coil, LT/MLT-400	5
01320	HT-2	2,3
01321	Upper Tong, HT-2/MHT-200	3
01323	Handle, HT-2	3
01324	Spring Set w/Ins., HT-2/MHT-200	3
01325	Tip w/scr AF/M/HT/MHT 1-250	3
01330	HT-25	2,3
01331	Upper Tong, HT-25/MHT-250	3
01333	Handle, HT-25	3
01334	Spring Set w/Ins., HT/MHT 25-300	3
01335	Tip w/scrs AF/HT-3/35/50, M/MHT-300/350/500	3
01337	Spring Cup Ins., HT/MHT 25-300	3
01340	HT-3	2,3
01341	Upper Tong, HT-3/35/50 MHT-300/350/500	3
01343	Handle, HT-3	3
01350	HT-35	2,3
01353	Handle, HT-35	3
01360	HT-50	2,3
01363	Handle, HT-50	3
01364	Spring Set w/Ins., HT-35/50, MHT-350/500	3
01400	RHA-400 - Replacement Head Assy LT-400	5
01410	LT-400	5
01420	LT-250	5
01422	Head Insulator, LT-250	5
01423	Pressure Pin, LT-250	5
01424	Handle, LT-250	5
01425	Spring Cap Washer, LT/MLT-250	5
01426	Spring, Coil, LT/MLT-250	5
01427	Head Member, LT-250	5
01430	RHA-250 - Replacement Head Assy LT-250	5
01432	Brass Body w/Screws, LT-250	5
01472	Head Insulator, LT-400	5
01474	Handle, LT-400	5
01477	Head Member, LT-400	5
01481	Pressure Pin, LT-400	5
01482	Brass Body w/Screws, LT-400	5
01485	Screw, Head Ins. & Pressure Pin, LT/M/L-250/400	5
01525	IS-25 Isolator w/cable	5
01555	ISH-25 Isolator w/cable	5
016250	Duro 250-I	4
016251	Insulator, Bottom Jaw - #1, Duro 250-I	4
0162510	Guard, Duro 250-I	4
0162512	Screw for Handle, Duro 250-I	4
0162514	Allen Wrench, Duro 250-400-I	4
0162515	Set Screw for Core, Duro 250-400-I, (400 (2))	4
0162516	Brass Foil, Duro 250-600-I	4
0162517	Brass Curved Piece, Duro 250-600-I	4
016252	Insulator, Top Jaw - #2, Duro 250-I	4
016253	Insulator, Top Jaw - #3, Duro 250-I	4
016254	Jaws - Plain, Duro 250-I	4
016255	Jaws w/insulators, Duro 250-I	4
016256	Trigger - Plain, Duro 250-600-I	4
016256A	Insulator cover for Trigger, Duro 250-600-I	4
016256B-100	Trigger &Tip Insulator Screw - 100 pcs	4
016256B-6	Trigger &Tip Insulator Screw - 6 pcs	4
016257	Brass Core w/ Hardware Kit, Duro 250-I	4
016258	Trigger w/ Insulator, Duro 250-600-I	4
016259	Handle, Duro 250-I	4
016300	Duro 300-I	4
016301	Insulator, Bottom Jaw - #1, Duro 300-I	4
016302	Insulator, Top Jaw - #2, Duro 300-I	4
016303	Insulator, Top Jaw - #3, Duro 300-I	4
016304	Jaws - Plain, Duro 300-I	4
016305	Jaws w/insulators, Duro 300-I	4
016307	Brass Core w/ Hardware Kit, Duro 300-I	4
016309	Handle, Duro 300-I	4
016310	Guard, Duro 300-I	4
016311	Rubber Insulator for handle Screw, Duro 250-600-I	4
016312	Screw for Handle, Duro 3-600-I	4
016400	Duro 400-I	4
016401	Insulator, Bottom Jaw - #1, Duro 4-600-I	4
016402	Insulator, Top Jaw - #2, Duro 4-600-I	4
016403	Insulator, Top Jaw - #3, Duro 4-600-I	4
016404	Jaws - Plain, Duro 4-600-I	4
016405	Jaws w/insulators, Duro 4-600-I	4
016407	Brass Core w/ Hardware Kit, Duro 400-I	4
016409	Handle, Duro 400-I	4
016410	Guard, Duro 4-600-I	4
016413-100	Screws for Jaw Insulation - 100 pcs, Duro 4-600-I	4
016413-6	Screws for Jaw Insulation - 6 pcs, Duro 4-600-I	4
016600	Duro 600-I	4
016607	Brass Core w/ Hardware Kit, Duro 600-I	4
016609	Handle, Duro 600-I	4
016614	Allen Wrench, Duro 600-I	4
016615	Set Screw for Core, Duro 600-I, (600 needs two)	4
01910	LRO-10, 10 LB. Rod Oven, 120/230 vac	23
01916	LRO-15WT, 15 LB. Rod Oven, 120/230 vac	23
019231	Pilot Light	23
01924	Basket and Handle	23
01925	Retaining Clip	23
01929	Receptacle	23
01950	LRO-50-120 50 LB. Rod Oven, 120 vac	23
01970	LRO-450-120 450 LB. Rod Oven, 120vac	23
01971	LRO-450-230 450 LB. Rod Oven, 230vac	23
01973	Thermostat	23
019731	Thermostat	23
01975	Heating Element	23
019751	Heating Element	23
01976	Handle and Latch	23
01977	Latch Assembly	23
019781	Power Cord	23
02000	EG-200	6
02010	200	6
02011	LPG-200	6
02020	300	6
02021	LPG-300	6
02030	500	6
02031	LPG-500	6
02040	EG-300	6
02050	EG-500	6
02055	EG-500 Contact Stud w/ Nut	6
02056	EG-500 Double Hump Stud w/ Nut	6
02060	G	8
02061	G-50 - (1/2-13)	8
02069	G-50-D - (1-3/8-6)	8
02070	MIG-600	7
02071	MIG-600-50 - (1/2-13)	7
02075	MIG-300	7
02077	MIG-300-50 - (1/2-13)	7
02080	C	9
02081	MIG-600-D	7
02082	MIG-300-D	7
02085	Cable Fitting, Std, 1/2-13	9
02101	Left Housing, Threaded ,R-4C	10
02102	Right Housing, Counterbored, R-4C	10
02103	Armature/Rotor, R-4C	10
02104	Brush, each, R-4C	10
02105	Brush Finger, each, R-4C	10
02106	Brush Spring, each, R-4C	10
02107	Socket Head Set Screw, R-4C	10
02108	Center Bolt, Nut incl., R-4C	10
02109	Contact Plate, R-4C	10
02120	GC-500	9
02121	GC-500 Body, Press & Set Screw	9
02130	MIG-600-C	9
02132	MIG-600-C Body, Press & Set Screw	9
02180	MG-180	6
02200	R-4C	10
02220	GR-4C	10
02230	G-1500-34, 1500 Amp Heavy Work Clamp	8
02240	G-1500-138, 1500 Amp Heavy Work Clamp	8,11
02281	Ground Contact Plate, C	9
02282	Cable Contact Plate, C	9
02283	Center Bolt w/nut, C	9
02284	Pressure Spring, C	9
02285	Screw, Cup Point Set	9
02286	Bearing, Thrust, C	9
02300	MSG-500	9
02400	MRG-500	9
02510	LRG-240 Rotating Ground	11
025101	LRG-240 Rotating Ground w/ Button Fitting	11
02515	LRG Replacement Head - All models	11
02520	LRG-440 Rotating Ground	11
025201	LRG-440 Rotating Ground w/ Button Fitting	11
02530	LRG-640 Rotating Ground	11
025301	LRG-640 Rotating Ground w/ Button Fitting	11
02561	Shaft - LRG-240	11
02562	Shaft - LRG-440	11
02563	Shaft - LRG-640	11
02570	Grease Cup	11
02571	Grease Fitting, Button Head	11
02572	Tightening Bar	11
02575	Tension Adjustment Screw w/Washers	11
02577	Head Alignment Pin	11
02580	Mounting Nut w/Screw	11
02585	Insulating Cover	11
02587	Oval-Point Screw, 5/8-18 x 5/8"	11
02590	Conductive Shaft Luricant, 1 oz Tube	11
02591	Conductive Shaft Luricant, 8 oz w/Brush Top Can	11
02592	Conductive Shaft Luricant, 16 oz w/Brush Top Can	11
02593	Conductive Shaft Luricant, 16 oz Cartridge	11
02595	Pistol Grease Gun w/ Button Head Coupler	11
02596	Coupler - Button Head	11
02600	RBG-1500-138	8,11
02610	RBG-1500-34	8
02620	RBG-1500-4/40	8
02630	RBG-1500-2/250	8
02700	PRG-48ID Rotating Pipe Ground	10
02710	PRG-816ID Rotating Pipe Ground	10
03010	CB-20	22
03011	CB-20M	22
03012	Circle Burner Extra Wheel Assy	22
03013	Circle Burner Center Pin	22
03014	Circle Burner Guide Block - Round Hole	22
03015	Circle Burner Guide Block - Square Hole	22
03016	Circle Burner Thumb Screw	22
03020	CB-30	22
03021	CB-30M	22
03030	CBM-2030	22
04040	NO. 840 Swedge On	15
041290	ARC-600	26
041295	Replacement Head for ARC-600	26
041320	ARC-532	26
041321	Tip Insulator w/Screws	26
041322	Spring Set	26
041330	ARC-316	26
041332	Spring Set	26
041340	ARC-732	26
041341	Tip Insulator w/Screws	26
042000	ARC-S200	26
042010	ARC-F200	26
042011	ARC-G200	26
042020	ARC-F300	26
042021	ARC-G300	26
042030	ARC-F500	26
042031	ARC-G500	26
042040	ARC-S300	26
042050	ARC-S500	26

PART NO.	DESCRIPTION	PAGE NO.
042180	ARC-BAT600	27
042300	ARC-M50G	27
045140	ARC-1MPC	27
045150	ARC-2MPC	27
045160	ARC-4MPC	27
045170	ARC-2-1-MPC	27
045423	ARC-M25	27
045433	ARC-M50	27
045443	ARC-M70	27
045453	ARC-M95	27
046110	ARC-HS42	27
046120	ARC-HS1020	27
046130	ARC-HS3040	27
047000	ARC-HL42	27
047020	ARC-HL1020	27
047030	ARC-HL3040	27
05040	LC-10 Black Set	12
05041	LC-10 Red Set	12
05042	LC-10 Yellow Set	12
05043	LC-10 Black Male	12
0504301	LC-10 Black Male Unassembled-Bulk	12
05044	LC-10 Red Male	12
0504401	LC-10 Red Male Unassembled-Bulk	12
05045	LC-10 Yellow Male	12
05046	LC-10 Black Female	12
0504601	LC-10 Black Female Unassembled-Bulk	12
05047	LC-10 Red Female	12
0504701	LC-10 Red Female Unassembled-Bulk	12
05048	LC-10 Yellow Female	12
05050	LC-40 Black Set	12
05051	LC-40 Red Set	12
05052	LC-40 Yellow Set	12
05053	LC-40 Black Male	12
0505301	LC-40 Black Male Unassembled-Bulk	12
05054	LC-40 Red Male	12
0505401	LC-40 Red Male Unassembled-Bulk	12
05055	LC-40 Yellow Male	12
0505501	LC-40 Yellow Male Unassembled-Bulk	12
05056	LC-40 Black Female	12
0505601	LC-40 Black Female Unassembled-Bulk	12
05057	LC-40 Red Female	12
0505701	LC-40 Red Female Unassembled-Bulk	12
05058	LC-40 Yellow Female	12
0505801	LC-40 Yellow Female Unassembled-Bulk	12
05060	LC-40HD Black Set	12
0506004	LC-40DHD-1/0 Set Connector - Black	12
0506005	LC-40DHD-2/0 Set Connector - Black	12
05061	LC-40HD Red Set	12
05062	LC-40HD Yellow Set	12
05063	LC-40HD Black Male	12
0506301	LC-40HD Black Male Unassembled-Bulk	12
0506304	LC-40DHD-1/0 Whip Connector - Black	12,13
05063041	LC-40HD-1/0 Male Unassembled-Bulk	12
0506305	LC-40DHD-2/0 Male Connector - Black	12
05063051	LC-40HD-2/0 Male Unassembled-Bulk	12
05064	LC-40HD Red Male	12
0506401	LC-40HD Red Male Unassembled-Bulk	12
05065	LC-40HD Yellow Male	12
05066	LC-40HD Black Female	12
0506601	LC-40HD Black Female Unassembled-Bulk	12
0506604	LC-40DHD-1/0 Female Connector - Black	12
05066041	LC-40HD-1/0 Female Unassembled-Bulk	12
0506605	LC-40DHD-2/0 Female Connector - Black	12
05066051	LC-40HD-2/0 Female Unassembled-Bulk	12
05067	LC-40HD Red Female	12
0506701	LC-40HD Red Female Unassembled-Bulk	12
05068	LC-40HD Yellow Female	12
05070	LC-1040 Black	13
05071	LC-1040 Red	13
05075	LA-1040 One Piece Adapter Black	18
05076	LA-1040 One Piece Adapter Red	18
05080	LC-10MP Black	13
05081	LC-10MP Red	13
05171	LC-40HD Black Male w/Glass Filled Nylon Cover	12
05175	LC-40HD Black Female w/Glass Filled Nylon Cover	12
05263	Ins. Cover, LSC-40-H/LDSC-50-H Blk Shield	18
05264	Ins. Cover, LSC-40-H/LDSC-50-H Red Shield	18
05270	UP-10 Black	13
05271	UP-10 Red	13
05283	LDP-25M Black	16
05284	LDP-25M Red	16
05289	LDP-25M (Set)	16
05303	LDP-50M Black	16
05304	LDP-50M Red	16
05309	LDP-50M (Set)	16
05313	LDP-70M Black	16
05314	LDP-70M Red	16
05319	LDP-70M (Set)	16
05323	LDP-95M Black	16
05324	LDP-95M Red	16
05329	LDP-95M (Set)	16
05330	LDA Adapter Black	18
053304	LDA-CAM Adapter Black	18
053305	LDA-25CAM Adapter Black	18
05331	LDA Adapter Red	18
053314	LDA-CAM Adapter Red	18
053315	LDA-25CAM Adapter Red	18
05332	LDA-10 Adapter Black	18
05333	LDA-10 Adapter Red	18
05334	LDA-10 Adapter (Set)	18
05335	LDA (Set)	18
05336	LDA-2510 Adapter Black	18
053364	LDA-2540 Adapter Black	18
05337	LDA-2510 Adapter Red	18
053374	LDA-2540 Adapter Red	18
05339	LDA-2510 (Set)	18
05345	Ins. Cover, Std. Cable Fitting-Black	9
05420	LDC-25 Black Set	13
05421	LDC-25 Red Set	13
05423	LDC-25 Black Male	13
05424	LDC-25 Red Male	13
05426	LDC-25 Black Female	13
05427	LDC-25 Red Female	13
05430	LDC-50 Black Set	13
05431	LDC-50 Red Set	13
05433	LDC-50 Black Male	13
05434	LDC-50 Red Male	13
05436	LDC-50 Black Female	13
05437	LDC-50 Red Female	13
05440	LDC-70 Black Set	13
05441	LDC-70 Red Set	13
05443	LDC-70 Black Male	13
05444	LDC-70 Red Male	13
05446	LDC-70 Black Female	13
05447	LDC-70 Red Female	13
05450	LDC-95 Black Set	13
05451	LDC-95 Red Set	13
05453	LDC-95 Black Male	13
05454	LDC-95 Red Male	13
05456	LDC-95 Black Female	13
05457	LDC-95 Red Female	13
05470	LDA-4050 One Piece Adapter Black	18
05471	LDA-4050 One Piece Adapter Red	18
05475	LDA-513 One Piece Brass Adapter	18
05480	LA-40 Cam Adapter Black	18
05485	LA-CAM 40 Adapter Black	18
05550	LC-40 Pink Set	12
05551	LC-40 Blue Set	12
05552	LC-40 Green Set	12
05553	LC-40 Orange Set	12
05554	LC-40 White Set	12
05555	LC-40 Pink Male	12
0555501	LC-40 Pink Male Unassembled-Bulk	12
05556	LC-40 Blue Male	12
0555601	LC-40 Blue Male Unassembled-Bulk	12
05557	LC-40 Green Male	12
0555701	LC-40 Green Male Unassembled-Bulk	12
05558	LC-40 Orange Male	12
0555801	LC-40 Orange Male Unassembled-Bulk	12
05559	LC-40 White Male	12
05560	LC-40 Pink Female	12
0556001	LC-40 Pink Female Unassembled-Bulk	12
05561	LC-40 Blue Female	12
0556101	LC-40 Blue Female Unassembled-Bulk	12
05562	LC-40 Green Female	12
0556201	LC-40 Green Female Unassembled-Bulk	12
05563	LC-40 Orange Female	12
0556301	LC-40 Orange Female Unassembled-Bulk	12
05564	LC-40 White Female	12
05610	LDT-917-F	16
05612	LDTI-917-F	16
05615	LDT-24-M	16
05620	LDT-26-R	16
05622	LDTI-26-R	16
05625	LDT-1820-L	16
05627	LDTI-1820-WC	16
05650	LDTS-917-F	16
056501	LDTSI-917-F	16
05655	LDTS-24-M	16
056551	LDTSI-24-M	16
05800	LC-40HD Pink Set	12
05801	LC-40HD Blue Set	12
05802	LC-40HD Green Set	12
05803	LC-40HD Orange Set	12
05810	LC-40HD Pink Male	12
05811	LC-40HD Blue Male	12
05812	LC-40HD Green Male	12
058121	LC-40HD Green Male Unassembled-Bulk	12
05813	LC-40HD Orange Male	12
05820	LC-40HD Pink Female	12
05821	LC-40HD Blue Female	12
058211	LC-40HD Pink Female Unassembled-Bulk	12
05822	LC-40HD Green Female	12
05823	LC-40HD Orange Female	12
05900	LTC-40 Black	12
05901	LTC-40 Red	12
05910	LTC-40-2M Black	12
05911	LTC-40-2M Red	12
05920	LC-CAM-1 Black Male	13
05921	LC-CAM-1 Red Male	13
05925	LC-CAM-1 Black Female	13
05926	LC-CAM-1 Red Female	13
05930	LC-CAM-2 Black Male	13
05931	LC-CAM-2 Red Male	13
05935	LC-CAM-2 Black Female	13
05936	LC-CAM-2 Red Female	13
05940	LC-CAM-4 Black Male	13
05941	LC-CAM-4 Red Male	13
05945	LC-CAM-4 Black Female	13
05946	LC-CAM-4 Red Female	13
06010	CS-610	14
06020	CS-2040	14
06030	CS-3040	14
06110	S-12	15
06120	S-1020	15
06130	S-3040	15
06140	HS-1 Universal Heat Shink Tubing	15
06980	L-8	15
06985	L-6	15
06990	L-4	15
06995	L-2	15
07000	L-1 (L-25)	15
07005	L-26	15
07010	L-12	15
07020	L-1020	15
07021	L-1020-5/16	15
07030	L-3040	15
07040	LM-610A	14
07050	LM-610S	14
07060	LM-2040A	14
07070	LM-2040S	14
07080	LM-610AI	14
07090	LM-610SI	14
07100	LM-2040AI	14
07110	LM-2040SI	14
07120	LM-2040S-HD, 5/8 Stud Hole	14
07130	LM-2040SI-HD, 5/8 Stud Hole	14
07140	LM-2040S-HD, 3/4 Stud Hole	14
07150	LM-2040SI-HD, 3/4 Stud Hole	14
08010	CT-10FA	14
08020	CT-10FS	14
08030	CT-40FA	14
08035	CT-CAM-FA	13
08040	CT-40FS	14
08050	LSC-10 Black	18
08051	LSC-10 Red	18
08060	LSC-40 Black	18
08061	LSC-40 Red	18
08070	LSC-40-H Black	18
08071	LSC-40-H Red	18

PART NO.	DESCRIPTION	PAGE NO.
08100	TPO - Power Output Terminal - Black	18
08101	TPO - Power Output Terminal - Red	18
08104	LCPM-40 Female Panel Mount	18
08105	LDPM-25 Female Panel Mount Black	18
081051	LDPM-25 Female Panel Mount Red	18
08106	LDPM-50 Female Panel Mount Black	18
081061	LDPM-50 Female Panel Mount Red	18
08108	LDPM-50-M Male Panel Mount	18
08110	LDCT-50-FA	14
08120	LDCT-50-FS	14
08150	LDSC-50 Black	18
08151	LDSC-50 Red	18
08155	LDSC-50-H Black	18
08156	LDSC-50-H Red	18
08210	LSA Lincoln Stud Assembly, T14166-9	18
08211	LSA-1 Stud Assembly, S11125-1	18
08810	LWB-66-30 Welding Blanket w/Grommets 6' x 6'	22
08811	LWB-66-18 Welding Blanket w/Grommets 6' x 6'	22
08812	LWB-66-30-NG Welding Blanket 6' x 6'	22
08820	LWB-68-30 Welding Blanket w/Grommets 6' x 8'	22
08821	LWB-68-18 Welding Blanket w/Grommets 6' x 8'	22
08822	LWB-68-30-NG Welding Blanket 6' x 8'	22
08840	LWR-5150-13 Welding Blanket 5' x 150' Roll	22
08845	LWR-5150-18 Welding Blanket 5' x 150' Roll	22
08850	LWR-6150-30 Welding Blanket 6' x 150' Roll	22
09010	LH-1	19
09020	LG-1	19
09030	LHC-1	19
09040	LHW-1	19
09050	LHCW-1	19
09060	LGW-1	19
09070	LA-1	21
09080	LAW-1	21
09090	LWHG	20
09100	LWHH	20
09110	LWHHC	20
09120	LWHCM	20
09130	LG-2	19
09140	LH-2	19
09150	LHC-2	19
09190	LPHG	21
09200	LPHH	21
09210	LPHHC	21
09220	LPHCM	21
09250	LHRP	21
09310	LHR-12	20
09330	LWB	21
09340	LBRS	21
09810	LGH-18RH Gas Hose	16
09815	LWH-18LH Water Hose	16
09820	LGH-96RH Gas Hose	16
09825	LWH-96LH Water Hose	16
19790	Power Cord w/o Plug	23
20400	Mark II LENCOSPOT 208/230V Single Phase	25
20480	Mark II LENCOSPOT 480V Single Phase	25
20610	PANELMASTER 208/230V Single Phase	24
20720	LP-2000 LENCOPULL 208/230V Single Phase	25
20820	LP-2000 LENCOPULL 120V Single Phase	25
20946	Wheelhouse Electrode Arms - Included	24
20947-B	14" Electrode Arms - Included	24
21040	Drip Rail Welding Tips (pkg. 2)	25
21050	Regular Welding Tips (pkg. 2)	25
21080	Welding Tip-Hollow, Stud Welding	25
21100	Welding Tip-Slotted	25
22150	Service Cart	25
23415	Coolant - 1 Gallon	24
26143	Welding Tips - Long Reach Arms	24
26144	Welding Tips - Standard Arms (pkg. 2)	24
27001	Uni-Spot III Squeeze Type Weld Cable Assembly	25
27420	Quik Pull Dent Pulling Attachment	25
27451	Star Tips (package of 10)	25
27469	Quick Claw Kit	25
28916	Welding Tip-Long Studs	25
28917	Welding Tip-Mold Rivet	25

PART NO.	DESCRIPTION	PAGE NO.
EWG-1/16-7	Tungsten, 1/16 X 7”	150
EWG-3/32-7	Tungsten, 3/32 X 7”	150
EWG-1/8-7	Tungsten, 1/8 X 7”	150
EWG-5/32-7	Tungsten, 5/32 X 7”	150
1/2-14 CC	Pointed Carbon	168
1/4-12 CC	Pointed Carbon	168
3/16-12 CC	Pointed Carbon	168
3/8-12 CC	Pointed Carbon	168
5/16-12 CC	Pointed Carbon	168
5/32-12 CC	Pointed Carbon	168
3/8-5/32-12 CC	Flat Carbon	168
1/2-17 JCC	Jointed Carbon	168
3/4-17 JCC	Jointed Carbon	168
3/8-17 JCC	Jointed Carbon	168
000-1-101	Cutting Tip	171
000-3-101	Cutting Tip	171
000-GPN	Cutting Tip	171
000-GPP	Cutting Tip	171
00-1-101	Cutting Tip	171
00-3-101	Cutting Tip	171
00-GPN	Cutting Tip	171
00-GPP	Cutting Tip	171
0-1-101	Cutting Tip	171
0-3-101	Cutting Tip	171
0-GPN	Cutting Tip	171
0-GPP	Cutting Tip	171
1-1-101	Cutting Tip	171
1-3-101	Cutting Tip	171
1-GPN	Cutting Tip	171
1-GPP	Cutting Tip	171
2-1-101	Cutting Tip	171
2-3-101	Cutting Tip	171
2-GPN	Cutting Tip	171
2-GPP	Cutting Tip	171
3-1-101	Cutting Tip	171
3-GPN	Cutting Tip	171
3-GPP	Cutting Tip	171
4-1-101	Cutting Tip	171
4-GPN	Cutting Tip	171
4-GPP	Cutting Tip	171
5-1-101	Cutting Tip	171
5-GPN	Cutting Tip	171
5-GPP	Cutting Tip	171
000067	Contact Tip	218
000068	Contact Tip	218
000069	Contact Tip	218
000950	Coupler	221
001-0007	Conduit	191
001-0008	Conduit	191
001-0137	Gas Cup	190
001-0138	Gas Cup	190
001-0139	Gas Cup	190
001-0149	Cable Assy	191
001-0150	Cable Assy	191
001-2521	Cable Assy	191
001-2524	Cable Assy	191
001-2527	Cable	191
001-2528	Cable	191
003053	Use 438U10	.
003-0566	Tip Extension	190
003059	Use 438U10S3	.
003062	Use 438U10	.
003066	Use 633U10	.
003073	Use 438U10	.
003092	Use 937U10S3	.
003115	Use 533U10	.
003139	Use 937U20	.
003153	Use 633U10S3	.
003708	Use 730U20	.
005-0268	Cable	191
005-0269	Cable	191
005-0272	Cable	191
005417	Nut	220
005432	Nozzle	218,220
009541	Adapter	220
0155	Clamp	31,94
015SK	Service Kit	244
019602	Use LHC-K	.
019627	Use MHC-K	.
020101	Swirl Ring	245,254

PART NO.	DESCRIPTION	PAGE NO.
020102	Nozzle	254
020103	Electrode	254
020104	Retaining Cap	254
020114	Torch, Machine	254
020115	Nozzle	254
020131	Pipe Saddle Nozzle	254
020167	Electrode	254
020184	Retaining Cap	255
020189	Torch, Hand	255
020189-1	Insulator	255,257
020191	Use 120433	.
020193	Electrode	255
020194	Swirl Ring	255
020195	Nozzle	255
020197	Nozzle	254
020201	Torch, Machine	255
020203	Nozzle	255
020205	Handle	254
020218	Retaining Cap	250
020219	Nozzle	250
020220	Electrode	250
020239	Swirl Ring	250
020244	Handle	255
020246	Use 020579	.
020299	Nozzle	250
020333	Deflector, Gouging	255
020334*	Shield Cap	255
020335*	Hand Shield	255
020336*	Shield Cap	255
020337	Shield Nozzle	255
020340	Gouging Nozzle	254
020345	Nozzle	255
020350	Nozzle	253
020351	Use 120573	.
020361	Swirl Ring	250-253
020364	Use 020930	.
020381	Nozzle Extended	250
020382	Electrode Extended	250
020395	Nozzle	253
020397	Shield Nozzle	255
020414	Electrode	253
020415	Electrode, Nitrogen	253
020417	Use 020605	.
020423	Shield Cap	253
020424*	Shield Mach.	253
020448*	Shield Mach.	253
020466	Nozzle Extended	254
020467	Electrode Extended	254
020480	Use 120573	.
020514	Use 020688	.
020539	Gouging Nozzle	253
020542	Use 120092	.
020546	Nozzle Extended	253
020547	Use 120574	.
020563	Nozzle Extended	255
020564	Electrode Extended	255
020604*	Swirl Ring	253
020605	Nozzle	253
020607*	Swirl Ring	253
020608	Nozzle	253
020611*	Nozzle	253
020617*	Swirl Ring	253
020664	Use 120667	.
020678	Use 120833	.
020689*	Nozzle	253
020915	Shield Cap	253
020918*	Shield	253
020930	Retaining Cap	253
025603	Ammeter	222
025604	Voltmeter	222
025608	Ammeter	222
025610	Ammeter	222
025632	Voltmeter	222
026018	O-ring	255
027055	Silicon Grease (1/4 oz.)	253
030653	Rheostat	223
032603	Use 116190	.
032605	Fan Motor	222
032786	Use 730U20	.
032898	Plug	226,231

PART NO.	DESCRIPTION	PAGE NO.
034646	Use 533U10	.
034652	Use 633U20	.
034653	Use 633U20	.
034655	Use 730U20	.
034875	Use 533U20	.
034909	Use 633U20	.
035519	Use 533U10	.
035704	Rectifier	223
035729	Use 633U20	.
035732	Use 533U20	.
035897	Use 072462	.
037305	Diode	223
037306	Diode	223
037956	Diode	223
037957	Diode	223
037993	Use 037305	.
037994	Use 037306	.
039046	Terminal	222
039047	Terminal	222
039273	Plug	231
039618	Plug	231
039635	Receptacle	231
039687	Plug	231
041947	Adapter	230
041948	Adapter	230
043727	Cord	229
044016	O-ring	250-254
044-016-100	O-ring	258
044027	O-ring	253
044392	Contact Tip	218
044749	Drive Roll Kit	224
044750	Drive Roll Kit	224
045233	Wear Guide	109,224-225
046780	Drive Roll Kit	224
046781	Drive Roll Kit	224
046782	Drive Roll Kit	224
046783	Drive Roll Kit	224
046784	Drive Roll Kit	224
046785	Drive Roll Kit	224
046786	Drive Roll Kit	224
046787	Drive Roll Kit	224
046788	Drive Roll Kit	224
046789	Drive Roll Kit	224
046790	Drive Roll Kit	224
046792	Drive Roll Kit	224
046793	Drive Roll Kit	224
046794	Drive Roll Kit	224
046795	Drive Roll Kit	224
046796	Drive Roll Kit	224
046797	Drive Roll Kit	224
046798	Drive Roll Kit	224
046799	Drive Roll Kit	224
046958	Receptacle	231
048282	Receptacle	231
048283	Receptacle	231
048284	Plug	231
048837	Gas Hose	221
049929	Nozzle	218
050104	Contact Tip	218
050105	Contact Tip	218
050115	Nozzle	218,220-221
050116	Nozzle	218,220-221
050622	Nozzle	218,220-221
050626	Contact Tip	220
050637	Contact Tip	218,220
050638	Contact Tip	218,220
052654	Receptacle	231
053695	Drive Roll	224-225
053696	Drive Roll	224-225
053697	Drive Roll	224-225
053698	Drive Roll	224-225
053699	Drive Roll	224-225
053700	Drive Roll	224-225
053701	Drive Roll	224-225
053702	Drive Roll	224-225
053703	Drive Roll	224-225
053704	Drive Roll	224-225
053705	Drive Roll	224-225
053706	Drive Roll	224-225
053784	Use 144862	.

PART NO.	DESCRIPTION	PAGE NO.
053785	Use 156821	.
054201	Contact Tip	218
054202	Contact Tip	218
0558001957	Heat Shield	248
0558001959	Pin	248
0558001969	Electrode	248
0558002618	Nozzle	248
0558002837	Nozzle	248
0558002908	Nozzle	248
0558003032	Seat assembly	247
056192	Inlet Guide	224
056193	Inlet Guide	224
056195	Inlet Guide	224
056196	Inlet Guide	224
056197	Inlet Guide	224
056206	Int. Guide	224
056207	Int. Guide	224
056209	Int. Guide	224
056210	Int. Guide	224
056211	Int. Guide	224
056442	Receptacle	231
057112	Hand Torch	254
057114	Hand Torch	254
058676	Nut	220
058678	Adapter	220
058685	Nut	220-221
059076	Hand Torch	255
071825	Contact Tip	218
072000	Drive Roll	224-225
072462	Potentiometer	223
072590	Shaft Tension Nut	223
073329	Plug	231
073562	Potentiometer	223
079594	Drive Roll Kit	224
079595	Drive Roll Kit	224
079596	Drive Roll Kit	224
079597	Drive Roll Kit	224
079598	Drive Roll Kit	224
079599	Drive Roll Kit	224
079600	Drive Roll Kit	224
079601	Drive Roll Kit	224
079602	Drive Roll Kit	224
079603	Drive Roll Kit	224
079604	Drive Roll Kit	224
079606	Drive Roll Kit	224
079607	Drive Roll Kit	224
079608	Drive Roll Kit	224
079609	Drive Roll Kit	224
079610	Drive Roll Kit	224
079611	Drive Roll Kit	224
079612	Drive Roll Kit	224
079613	Drive Roll Kit	224
079772	Knob	222
079801	Use 116190	.
079878	Plug	97,99,231
079975	O-ring	220
080280	Receptacle	231
080328	Receptacle	231
08106	Dinse Panel Mount	118-119
085002	Use 730U20	.
086022	Receptacle	119,231
087130	Drive Roll	224-225
087131	Drive Roll Kit	224
087132	Drive Roll Kit	224
087299	Contact Tip	218
087300	Contact Tip	218
088057	Use 633U20	.
089984	Drive Roll Kit	224
08N78	Ceramic Cup 1/2 I.D.	144
08N79	Ceramic Cup 5/8 I.D.	144
08N80	Ceramic Cup 3/4 I.D.	144
094259	Contact Tip	218,220
094260	Contact Tip	218,220
094480	Receptacle	231
095-482	Electrode	256
095-483	Tip	256
095-485	Guide Wire	256
097995	Use 6428	.
1 INCH	Extension	206
10012	Insulator	187
10038	Contact Tip	189
1004	Key	117
1009	Washer	117
1012	Speed Nut	117
1014	Insert 6-32	117
1018	Screw	117
102	Block Assy	37,49,243
10227	Contact Tip	189
10248	Contact Tip	189
10251	Contact Tip	189
1027	Washer	117
1036	Insert	117
1037	Insert	117
104	Block Assy	31,35,37,41,45,49,53, 55,61,65,69,73,77,79, 83,85,87,94,243
1040-ASSY	Spindle Assembly	117
1052	Ring	117
1057	Hose Cable Assy	117
1057L	Hose Cable Assy	117
1058	Inner Barrel	117
1059	Sleeve	117
105Z42	Ceramic Cup 5/16 I.D.	144
105Z43	Ceramic Cup 1/4 I.D.	144
105Z44	Ceramic Cup 3/8 I.D.	144
105Z45	Ceramic Cup 7/16 I.D.	144
105Z57	Adapter	125,129,146
105Z60	Ceramic Cup	144
105Z61	Ceramic Cup	144
1060	Cable Assy	117
1060-4	Cable Assy	117
1060DM	Cable Assy	117
1060L	Cable Assy	117
1060P	Cable Assy	117
1061	Motor 36-1	117
1064	Front Cover	117
1064RD	Front Cover	117
1065	Rear Cover	117
1065RD	Rear Cover	117
1066	Handle	117
1066D	Handle	117
1071	O-ring	117
1072	Driven Roll	117
1072-.023	Driven Roll	117
1074	Cable Boot	117
1076	Spacer	117
1077	Pin	117
1078	Arm Assy	117
1079	Spring	117
1080	Drive Roll	117
1081	Insulator	117
1082	Catch	117
1083	Screw	117
108358	Use 438U10	.
1085	Hose Assy	117
1086	Cable Assy	117
1087	Block	117
1089	Washer	117
1093	Pin	117
1094	Inlet Bushing	117
1095	Bracket	117
1096	Knob	117
1097	Trigger	117
109768	Use 094480	.
109769	Use 086022	.
1097D	Trigger	117
1098	Housing	117
10N21	Collet	145
10N22	Collet	145
10N23	Collet	145
10N23S	Collet	145
10N24	Collet	145
10N24S	Collet	145
10N25	Collet	145
10N25S	Collet	145
10N28	Collet Body	145
10N29	Collet Body	145
10N30	Collet Body	145
10N31	Collet Body	145
10N32	Collet Body	145
10N44	Cup	144
10N45	Cup	144
10N46	Cup	144
10N47	Cup	144
10N47L	Cup, Long	144
10N48	Cup	144
10N48L	Cup, Long	144
10N49	Cup	144
10N49L	Cup, Long	144
10N50	Cup	144
1-1/2 INCH	Extension	206
1100	Guide	117
1102	Grommet	117
1103	Guide Tube	117
110361	Use 6427	.
1103HD	HD Guide Tube	115
1104	Dial Plate	117
110436	Cord	228
110438	Cord	228
1106	Rheostat Assy	117
1107	Valve Pin	117
110-CS1	Crimp Sleeve	31,94
1111	O-ring	115,117
111122	Use 136961	.
111123	Use 152370	.
111161	Use 152369	.
1113	Insulator	117
1113D	Insulator	117
1114	Marker Strip	117
1116	Washer	117
1117	Spring	117
1118	Spring	117
112	Separator	37,49,243
11-200	Nozzle	97
1121	Terminal Strip	117
1122	Screw	117
112296	Receptacle	231
11-23	Contact Tip	31-32,194,234
11-231	Thread Protector	94-95,97
11-250	Nozzle	94-95,97
1126	Lock Washer	117
1127	Screw	117
112715	Conduit	221
112716	Conduit	221
11-275	Nozzle	97
1130	Screw	117
11-30	Contact Tip	31-32,194,234
1130-10	Sub Arc Gun	102
1130-15	Sub Arc Gun	102
1130M-10	Sub Arc Gun	102
1130M-15	Sub Arc Gun	102
1131	Screw	117
1134	Screw	117
11-35	Contact Tip	31-32,194,234
114	Separator	31,35,37,41,45,49,53, 55,61,65,69,73,77,79, 83,85,87,94,243
11-40	Contact Tip	31-32,234
1140-10	Sub Arc Gun	103
1140-15	Sub Arc Gun	103
1140M-10	Sub Arc Gun	103
1140M-15	Sub Arc Gun	103
11-45	Contact Tip	31-32,194,234
11-450	Nozzle	99
11-455	Nozzle	99
114729	Use 633U20	.
114780	Use 633U20	.
114781	Use 633U20	.
1150-10	Self-Shield Gun	98
1150-10LP	Self-Shield Gun	98
1150-10MLR	Self-Shield Gun	98
1150-15	Self-Shield Gun	98
1150-15LP	Self-Shield Gun	98
1150-15MLR	Self-Shield Gun	98
11-52	Contact Tip	234
11-550	1/2” Flux Cone	102-103,198
11-562	5/8” Flux Cone	102-103,198
11-575	Flux Cone	102-103,198
116190	Fan Motor	222
1167	Screw	117

PART NO.	DESCRIPTION	PAGE NO.
117-0520	Potentiometer	191
1171	Arm	117
118267	Tip Adapter	219
118899	Ammeter	222
118900	Ammeter	222
118901	Ammeter	222
118902	Voltmeter	222
119005	Ammeter	222
119006	Voltmeter	222
119349	Use 143371	.
11AH364	Contact Tip	234
11GL16	Gas Lens	145
11GL18	Gas Lens	145
11GL332	Gas Lens	145
11GL36	Gas Lens	145
11GL53	Gas Lens	145
11H30	Contact Tip	31-32,234
11H35	Contact Tip	31-32,234
11H40	Contact Tip	31-32,234
11H45	Contact Tip	31-32,234
11N17	Gas Hose Coupler	150
11N18	Water Hose Coupler	150
11N19	Power Cable Coupler	150
11T23	Contact Tip	31-32,194,234
11T30	Contact Tip	31-32,194,234
11T35	Contact Tip	31-32,194,234
11T40	Contact Tip	31-32,234
11T45	Contact Tip	31-32,194,234
11T52	Contact Tip	234
11WP65	Collet Body	145
12	Torch Body	126-127
12 INCH	Extension	206
120023	Nozzle Extended	253
120024	Use 120834	.
120092	Nozzle	253
120281	Nozzle	250
120282	Nozzle	250
120303	Deflector	250
120305	Nozzle	250
120433*	Electrode	255
120438	Nozzle	250
120504	Nozzle Extended	250
120573*	Electrode	250-253
120574	Electrode Extended	250-253
120576	Swirl Ring	250
120577	Nozzle Shield	250
120578*	Nozzle Extended	250
1206	Ferrule	117
120600	Shield Cap	250
120601*	Shield	250
120602*	Shield	250
120606*	Nozzle	250
120607	Nozzle	250
120608	Shield, Gouging	250
120667*	Electrode	253
120826	Nozzle, Shielded	250
120827*	Shield, Machine	250
120828*	Shield, Hand	250
120831	Nozzle, Gouging	250
120880	Swirl Ring	250
120881	Electrode	250
120882*	Nozzle	250
120883	Retaining Cap	250
120884*	Shield	250
120898	Retaing Cap, Shielded	250
120925	Swirl Ring 40-80 Amp	251
120926	Electrode 40-80 Amp	251
120928	Retaining Cap	251
120929	Hand Shield	251
120930	Machine Shield	251
120932	Nozzle, 40 Amp	251
120979	Deflector	251
120980	Nozzle, 80 Amp	251
121207	Ammeter	222
12-12R	Torch Package	126
121312	Screw	104,206
1215	Screw	117
121593	Use 126693	.
12-25R	Torch Package	126
122972	10' Extension Cord	226,229
122973	25' Extension Cord	226-227,229
122974	50' Extension Cord	226-227,229
122975	75' Extension Cord	226-227,229
122F	Post for 122FM	45,65
122FM-SET	Binder w/Screws	31,37,49,55, 69,73,94,243
122M	Screw for 122FM	45,65
1230U20	Contactor	266-268
123161	Adapter	230
123-897	Shield Cup	256
123-898	Tip "S"	256
123-899	Electrode	256
1245	Gland	35,53,77,81,117
124778	Knob	222
124886	Use 633U10	.
124FM-SET	Binder w/Screws	79,243
125-031	Tip	256
125-032	Electrode	256
125-033	Shield Cup	256
125-038	Tip	256
125-039	Electrode	256
125-040	Shield Cup	256
125-069	Electrode	256
125-070	Tip	256
125-071	Shield Cup	256
12-50R	Torch Package	126
1255	Nut	35,53,77, 81,117,139
125FM	Screw	83,85,87
1260-10	Self-Shield Gun	96
1260-10LP	Self-Shield Gun	96
1260-10MLR	Self-Shield Gun	96
1260-15	Self-Shield Gun	96
1260-15LP	Self-Shield Gun	96
1260-15MLR	Self-Shield Gun	96
1264	Wrench	117
12-650	Contact Tip	94-95
12-651	Contact Tip	94-95,97
12-652	Contact Tip	97
12-653	Contact Tip	97
12-654	Contact Tip	97
12-656	Contact Tip	97
12-657	Contact Tip	97
12-658	Contact Tip	97
126693	Sensor Lead	222
126SS	Screw	91
1273	Gland	117
12-753	Contact Tip	102-103
12-756	Contact Tip	102-103
12-757	Contact Tip	102-103
1277	Nut	117
1280	Micro Switch	117
1280D	Micro Switch	117
128467	Cord	229
128468	Cord	229
128469	Cord	229
128470	Cord	229
128535	Nozzle	218
128570	Use 633U20	.
12-873	Contact Tip	99
12-874	Contact Tip	99
12-875	Contact Tip	99
12-876	Contact Tip	99
12-877	Contact Tip	99
12-878	Contact Tip	99
12-879	Contact Tip	99
12-880	Contact Tip	99
129341	Adapter	227,230
12GLG	Gas Lens Gasket	127
12N02	CUP	144
12N03	CUP	144
12NG	Cup Gasket	127
1304	Tip, Hand	245
1305	Conical Tip	245
1306	Conical Tip Extended	245
1308	Tip	245
130GL-3035-10	Self-Shield Gun	94
130GL-3035-12	Self-Shield Gun	94
130GL-3035-15	Self-Shield Gun	94
132-12	Clamp	37,41,45,49,243
132657	Stand-off Guide	257
132889	Use 533U10	.
132955	Drive Roll	224-225
132956	Drive Roll	224-225
132957	Drive Roll	224-225
132958	Drive Roll	224-225
132959	Drive Roll	224-225
132960	Drive Roll	224-225
132961	Drive Roll	224-225
132962	Drive Roll	224-225
132963	Drive Roll	224-225
13-300	Gooseneck	94
13-301	Gooseneck	97,100
13-301-5	Gooseneck	97,100
13-301-5J	Gooseneck	100
13-301J	Gooseneck	97,100
13-301SB	Gooseneck	97,100
13-301SBJ	Gooseneck	97,100
13-304	Gooseneck	97,100
13-304J	Gooseneck	97,100
13-304SB	Gooseneck	97,100,201
13-304SBJ	Gooseneck	97,100,201
13-306	Gooseneck	97,100
13-306-5	Gooseneck	97,100
13-306-5J	Gooseneck	100
13-306J	Gooseneck	97,100
13-306SB	Gooseneck	97,100,201
13-306SBJ	Gooseneck	97,100,201
13-308	Gooseneck	97,100
13-308J	Gooseneck	97,100
13-308SB	Gooseneck	97,100
13-308SBJ	Gooseneck	97,100
13-309	Gooseneck	97,100
13-309-5	Gooseneck	97,100
13-309-5J	Gooseneck	100
13-309J	Gooseneck	97,100
13-400	Gooseneck	102-103
13-400JL	Liner Replacement	102-103
134-14	Clamp	55,61,65,69, 73,83,85,243
134-15	Clamp	79
134-16	Connector	87,243
134-338	Tip H	256
13-441	Gooseneck	99,101
13-441J	Gooseneck	99,101
13-443	Gooseneck	99,101
13-443-14	Gooseneck	99,101,202-203
13-443-14J	Gooseneck	99,101,203
13-443-25	Gooseneck	99,101,202-203
13-443-25J	Gooseneck	99,101,203
13-443J	Gooseneck	99,101
13-443SB	Gooseneck	101
13-443SBJ	Gooseneck	101
13-484	Gooseneck	99,101
13-484J	Gooseneck	99,101
13-486	Gooseneck	99,101
13-486J	Gooseneck	99,101
13-486SB	Gooseneck	101
13-486SBJ	Gooseneck	101
13-488	Gooseneck	101
13-488J	Gooseneck	101
134-S	Clamp	61,65
135044	Contact Tip	218
13-506	Liner	97
13-512	Liner	97
13-515	Liner	97
135424	Contact Tip	218,221
135425	Contact Tip	218,221
135426	Contact Tip	218,221
135427	Contact Tip	218,221
135428	Contact Tip	218,221
135429	Contact Tip	218,221
135430	Contact Tip	218,221
136135	Drive Roll	221
136171	Contact Tip	218,221
13-624	Liner	99
13-633	Liner	99
13-641	Use 13-633	.
136680	Adapter	221
136681	Tube Head	221

PART NO.	DESCRIPTION	PAGE NO.
136682	Liner	221
136683	Liner	221
136748	Nut	221
136821	Wrench	221
1369	Tip Extended	245
136960	Receptacle	231
136961	Plug	117,226-227,231
1370	Tip Extended	245
1371	Nozzle Tip	245
1372	Nozzle Tip	245
1373	Nozzle Tip	245
1373-4781	Use 533U10	.
137472	Gas Hose	221
137473	Gas Hose	221
137478	Cable	221
137479	Cable	221
137495	Fitting	221
1376	Electrode - Hf.	245
1377	Swirl Ring - VESPEL	245
137902	Use 633U20	.
138035	Use 6427	.
138458	Use 198891	.
138459	Use 198810	.
1386	Spacer Spring	245
1388	Retainer Ring	117
1389	Retaining Cap	245
139091	Use 438U10	.
1395	Tip Extended	245
1396	Tip	245
13N08	Cup	144
13N09	Cup	144
13N10	Cup	144
13N11	Cup	144
13N12	Cup	144
13N13	Cup	144
13N14	Ceramic Cup 1/4 I.D.	144
13N15	Ceramic Cup 5/16 I.D.	144
13N16	Ceramic Cup 3/8 I.D.	144
13N17	Ceramic Cup 7/16 I.D.	144
13N18	Ceramic Cup 1/2 I.D.	144
13N19	Ceramic Cup 5/8 I.D.	144
13N20	Collet	145
13N20L	Collet	145
13N21	Collet	145
13N21L	Collet	145
13N22	Collet	145
13N22L	Collet	145
13N23	Collet	145
13N23L	Collet	145
13N24	Collet	145
13N24L	Collet	145
13N25	Collet Body	145
13N26	Collet Body	145
13N27	Collet Body	145
13N28	Collet Body	145
13N29	Collet Body	145
1402	Electrode	245
140-6SP	Support Spring	41,61
1408	Double Pointed Spacer	245
140-UA	Euro Connector	35,53,77
14-116	Contact Tip	55-56,61-62, 83,194,234
141162	Use 136961	.
141694	Screw	221
14-222	Screw	97,99,102-103
14-23	Contact Tip	37-38,55-56, 61-62,83,194,234
14-268	Shield Assy	97
14-269	Shield Assy	99
142-6S	Spring	37,49,243
14-270	Decal	97,99
14-297	Clamp	97,99,102-103
14-30	Contact Tip	37-38,55-56, 61-62,83,194,234
1433	Ferrule	117
14-331	Hand Screw	104
143371	Contact Tip	218,220
14-340	Handle	97,99,102-103
14-35	Contact Tip	37-38,55-56, 61-62,83,194,234
143976	Use 086022	.
14-40	Contact Tip	37-38,55-56, 61-62,83,194,234
14-45	Contact Tip	37-38,55-56, 61-62,83,194,234
144-6S	Strain Relief	55,69,73,83,85,243
144862	Extension	220-221
14-52	Contact Tip	37-38,55-56, 61-62,83,194,234
145407	Use 438U10	.
14-564	Contact Tip	55-56,61-62, 83,194,234
145-6S	Strain Relief	79,87,243
14-572	Clamp	97,99,102-103
146212	Plug	221,231
146213	Receptacle	231
146425	Tip Adapter	219
146426	Tip Adapter	219
147174	Kit	220
147314	Contact Tip	218,221
148151	Wrench	220
148154	Contact Tip	218,220
148155	Contact Tip	218,220
148156	Contact Tip	218,220
148157	Washer	220
14-819	Spatter Shield	97,99,102-103
149146	Nozzle	218
149518	Int. Guide	225
149519	Int. Guide	225
149520	Int. Guide	225
149521	Int. Guide	225
149522	Int. Guide	225
14A116	Contact Tip	55-56,61-62,83,234
14A364	Contact Tip	37-38,55-56, 61-62,83,194,234
14AH116	Contact Tip	55-56,61-62, 83,194,234
14AH364	Contact Tip	37-38,55-56, 61-62,83,194,234
14FC045	Contact Tip	234
14FC052	Contact Tip	234
14FC068	Contact Tip	234
14FC116	Contact Tip	234
14FC332	Contact Tip	234
14FC564	Contact Tip	234
14H116	Contact Tip	55-56,61-62, 83,194,234
14H30	HD Contact Tip	37-38,55-56, 61-62,83,194,234
14H35	Contact Tip	37-38,55-56, 61-62,83,194,234
14H40	Contact Tip	37-38,55-56, 61-62,83,194,234
14H45	Contact Tip	37-38,55-56, 61-62,83,194,234
14H52	Contact Tip	37-38,55-56, 61-62,83,194,234
14H564	Contact Tip	55-56,61-62, 83,194,234
14HT116	Contact Tip	55-56,61-62,83,234
14HT35	Contact Tip	38,55-56,61-62, 83,234
14HT40	Contact Tip	38,55-56,61-62, 83,234
14HT45	Contact Tip	38,55-56,61-62, 83,234
14HT52	Contact Tip	38,55-56,61-62, 83,234
14HT564	Contact Tip	55-56,61-62, 83,234
14N57	Alumina Cup	144
14N58	Alumina Cup	144
14N59	Alumina Cup	144
14N60	Alumina Cup	144
14N61	Alumina Cup	144
14N61-10	Alumina Cup	144
14N61-12	Alumina Cup	144
14T116	Contact Tip	55-56,61-62, 83,194,234
14T23	Contact Tip	37-38,55-56,61-62, 83,194,234
14T30	Contact Tip	37-38,55-56,61-62, 83,194,234
14T35	Contact Tip	37-38,55-56,61-62, 83,194,234
14T40	Contact Tip	37-38,55-56,61-62, 83,194,234
14T45	Contact Tip	37-38,55-56,61-62, 83,194,234
14T52	Contact Tip	37-38,55-56,61-62, 83,194,234
14T564	Contact Tip	56,61-62,234
150993	Inlet Guide	225
150994	Inlet Guide	225
150995	Inlet Guide	225
150996	Inlet Guide	109,225
150997	Inlet Guide	225
1510	Swirl Ring - Vespel	245
151024	Drive Roll Kit	225
151025	Drive Roll Kit	225
151026	Drive Roll Kit	225
151027	Drive Roll Kit	225
151028	Drive Roll Kit	225
151029	Drive Roll Kit	225
151030	Drive Roll Kit	225
151031	Drive Roll Kit	225
151032	Drive Roll Kit	225
151033	Drive Roll Kit	225
151034	Drive Roll Kit	225
151035	Drive Roll Kit	225
151036	Drive Roll Kit	225
151037	Drive Roll Kit	225
151038	Drive Roll Kit	225
151039	Drive Roll Kit	225
151040	Drive Roll Kit	225
151041	Drive Roll Kit	225
151042	Drive Roll Kit	225
151044	Drive Roll Kit	225
151045	Drive Roll Kit	225
151046	Drive Roll Kit	225
151047	Drive Roll Kit	225
151048	Drive Roll Kit	225
151049	Drive Roll Kit	225
151050	Drive Roll Kit	225
151052	Drive Roll Kit	225
151053	Drive Roll Kit	225
151054	Drive Roll Kit	225
151055	Drive Roll Kit	225
151056	Drive Roll Kit	225
151057	Drive Roll Kit	225
151058	Drive Roll Kit	225
151059	Drive Roll Kit	225
151060	Drive Roll Kit	225
151061	Drive Roll Kit	225
151062	Drive Roll Kit	225
151063	Drive Roll Kit	225
151064	Drive Roll Kit	225
151065	Drive Roll Kit	225
151066	Drive Roll Kit	225
151067	Drive Roll Kit	225
151068	Drive Roll Kit	225
151069	Drive Roll Kit	225
15-128	Liner	97
15-129	Liner	97
15-130	Liner	97
15-133	Liner	97
15-134	Liner	97
15-135	Liner	97
15-140	Liner	99,102-104
151437	Retention Knob	222
15-145	Liner	99,102-104,106
15-150	Liner	99,102-104
15-160	Liner	99,102-104,106
1517	Electrode Long	245
1518-H	Electrode Extended	245
1519-H	Electrode Extended	245
152	Hanger	243
1520-H	Electrode	245
1521-H	Electrode	245
152369	Receptacle	231

PART NO.	DESCRIPTION	PAGE NO.
152370	Plug	231
152492	Use 094480	.
15-308	Cable Assy	97
15-310	Cable Assy	97
15-310LP	Cable Assy	97
15-310M	Cable Assy	97
15-315	Cable Assy	97
15-315LP	Cable Assy	97
15-315M	Cable Assy	97
154	Hanger	243
15-410	Cable Assy	99
15-410LP	Cable Assy.	99
15-410M	Cable Assy	99
15-415	Cable Assy	99
15-415LP	Cable Assy.	99
15-415M	Cable Assy	99
154FC	Hanger Bracket	45,65
154HD	Hanger	37,49,55,69,73
154-M	Screw	89
15-531	Sleeve	97,99,102-103,
		106,200,202
155HD	Hanger	79
15-610	Cable Assy	102-103
15-610M	Cable Assy	102-103
15-615	Cable Assy	102-103
15-615M	Cable Assy	102-103
156821	Extension	220-221
157-0135	Control Relay	191
1579	Clamp	117
1579D	Clamp	117
1588	Contact Tip	186
1589	Contact Tip	186
1589L	Contact Tip	186
1590	Contact Tip	186
1590L	Contact Tip	186
1591	Contact Tip	186
1591L	Contact Tip	186
1592	Contact Tip	186
1593	Contact Tip	186
1596	Contact Tip	186
1598	Contact Tip	186
1598L	Contact Tip	186
15AH116	Contact Tip	79-80,87,194,234
15AH364	Contact Tip	79-80,87,194,234
15AHFC116	Contact Tip	79-80,87,194,234
15AHFC364	Contact Tip	79-80,87,194,234
15H116	Contact Tip	79-80,87,194,234
15H18	Contact Tip	80,194,234
15H332	Contact Tip	79-80,87,194,234
15H35	Contact Tip	79-80,87,194,234
15H45	Contact Tip	79-80,87,194,234
15H52	Contact Tip	79-80,87,194,234
15H564	Contact Tip	79-80,87,194,234
15H764	Contact Tip	79-80,87,194,234
15HFC116	Contact Tip	79-80,87,194,234
15HFC18	Contact Tip	80,194,234
15HFC332	Contact Tip	79-80,87,194,234
15HFC35	Contact Tip	79-80,87,194,234
15HFC45	Contact Tip	79-80,87,194,234
15HFC52	Contact Tip	79-80,87,194,234
15HFC564	Contact Tip	79-80,87,194,234
15HFC764	Contact Tip	79-80,87,194,234
16-052	Plug	97,99
1606D	Potentiometer	117
1606L	Potentiometer	117
160760	Use 533U10	.
160793	Use 633U10	.
160794	Use 730U10	.
1607L	Plug	117
161-0002	Micro Switch	191
161189	Drive Roll Kit	225
161190	Drive Roll Kit	225
1613	Fitting	117
1614	Nut	117
1624	Screw	117
16-301	Receptacle	103
16-320	Clamp	97,99,102,200,202
16-430	Housing	103
164421	Adapter	221
164422	Head	221

PART NO.	DESCRIPTION	PAGE NO.
164485	O-ring	221
16-495	Use 16-400	.
16-500	Trigger Assy	97,99,102,200,202
16-501	Trigger Housing	97,99,102,200,202
16-502	Contact Set	97,99,102,200,202
16-503	Screw Set	97,99,102,200,202
16-504	Trigger	97,99,102,200,202
16-610	Switch Assy	103
16-610M	Switch Assy	103
16-615	Switch Assy	103
16-615M	Switch Assy	103
16-650	Lever	103
16-660	Micro Switch	97,99,102
16-680	Cap (Lever)	103
16-752	Switch	103
168	Hose Clamp	91
16-810	Switch Assy	97,99,102
16-810M	Switch Assy	97,99,102
16-815	Switch Assy	97,99,102
16-815M	Switch Assy Miller	97,99,102
1682	Screw	117
16-910	Switch Assembly	97,99,102,
		200,202
16-910M	Switch Assembly	97,99,102
16-915	Switch Assembly	97,99,102,
		200,202
16-915M	Switch Assembly	97,99,102
169212	Electrode	257
169213	Gouging Tip	257
169214	Tip, Ext.	257
169215	Swirl Ring	257
169216	Cup	257
169217	Electrode Std.	257
169219	Tip, Shielded	257
169220	Tip, Non-Shielded	257
169222	Swirl Ring	257
169223	Cup	257
169224	Drag Shield	257
169225	Deflector	257
169226	Tip, Shielded	257
169227	Tip, Non-Shielded	257
169230	Machine Shield	257
169232	O-ring	256-257
169233	O-ring	257
169715	Nozzle	219
169715-38	Nozzle	219
169715-IN	Insulator	190
169716	Tip Adapter	219
169717	Shock Washer	219
169723	Outlet Guide	220
169724	Nozzle	219
169725	Nozzle	219
169726	Nozzle	219
169727	Nozzle	219
169728	Tip Adapter	219
169729	Adapter	219
169730	Shock Washer	219
169731	Gooseneck	220
169744	Gooseneck	220
16N39	Nozzle	193
16S-116	Contact Tip	45,61-62,65-66,
		69-70,73-74,85,
		194,234
16S-18	Contact Tip	234
16S-30	Contact Tip	41-42,45-46,49,50,
		61-62,65-66,69-70,
		73-74,85,194,234
16S-332	Contact Tip	194,234
16S-35	Contact Tip	41-42,45-46,49-50,
		61-62,65-66,69-70,
		73-74,85,194,234
16S-40	Contact Tip	41-42,45-46,49-50,
		61-62,65-66,69-70,
		73-74,85,234
16S-45	Contact Tip	41-42,45-46,49-50,
		61-62,65-66,9-70,
		73-74,85,194,234
16S-52	Contact Tip	41-42,45-46,49-50,
		61-62,65-66,69-70,
		73-74,85,194,234

PART NO.	DESCRIPTION	PAGE NO.
16S-564	Contact Tip	69-70,73-74,
		85,194,234
16ST-116	Contact Tip	61-62,65-66,,69-70,
		73-74,85,234
16ST-30	Contact Tip	41-42,45-46,49-50,
		61-62,65-66,69-70,
		73-74,85,234
16ST-332	Contact Tip	234
16ST-35	Contact Tip	41-42,45-46,49-50,
		61-62,65-66,69-70,
		73-74,85,234
16ST-40	Contact Tip	41-42,45-46,49-50,
		61-62,65-66,69-70,
		73-74,85,234
16ST-45	Contact Tip	41-42,45-46,49-50,
		61-62,65-66,69-70,
		73-74,85,234
16ST-52	Contact Tip	41-42,45-46,49-50,
		61-62,65-66,69-70,
		73-74,85,234
16ST-564	Contact Tip	69-70,73-74,85,234
16W116	Contact Tip	90-92
16W116A	Contact Tip	90-92
16W332	Contact Tip	90-92
16W35	Contact Tip	90-92
16W364A	Contact Tip	90-92
16W40	Contact Tip	91
16W45	Contact Tip	90-92
16W52	Contact Tip	90-92
16W564	Contact Tip	90-92
17	Torch Body	128-129
170303	Use 6431	.
170467	Ring	219
170468	O-ring	219
170470	Ring	219
1709	O-ring	117
170924-001	Drive Roll	231
170924-010	Drive Roll	231
17119	Tip	249
17-12-2	Torch Package	128
171257	Torch	257
17-12PF	Torch Package	128
17-12R	Torch Package	128
171435-011	Drive Roll Kit	231
171435-016	Drive Roll Kit	231
1715	Nut	117
172024	Contact Tip	218
172025	Contact Tip	218
172034	Contact Tip	218
17-25-2	Torch Package	128
17-25PF	Torch Package	128
17-25R	Torch Package	128
172732	Sensor Lead	222
173815	Tip	257
173816	Electrode Extended	257
173895	Electrode Extended	257
174034	Tip, Std.	257
1741	Nut	117
1742	Nut	117
1743	Nut	117
174AMT	400 amp Plug	83,85
174EX-1C	Nut	35,53,77
17-50R	Torch Package	128
1754	Retainer	117
175AMT	500 amp Plug	87
17-610	Valve	103
176243	Nozzle	219
176655	Electrode	256
176656	Tip	256
176657	Use 202809	.
176658	Use 202808	.
176793	Contact Tip	218
176794	Contact Tip	218
176797	Contact Tip	218
177-0500	Speed Control	191
17-710	Hose 16' Long	102-103
17-715	Hose 21' Long	102-103
17-750	Collar	102-103
17-755	Housing	102-103
17-756	Bushing (Optional)	102-103

PART NO.	DESCRIPTION	PAGE NO.
17-760	Cap	102
17-765	Flux Tube Adapter	103
17-770	Clamp and Tube Assy	102-103
17-785	Heat Shrink	102-103
177875	Use 192047	.
177876	Tip Extended	257
177877	Use 192050	.
177886	Swirl Ring	257
177887	Use 192053	.
177888	Deflector	257
177890	Tip Shielded	257
17-800	Adapter (Valve Head)	102
17-810	Adapter (Flux Hopper)	102
178386	Nozzle	219
17849	Use 21121	.
17983	Tip Adapter	192
17A	Fitting	125,129
17AS-116	Contact Tip	61-62,65-66,69-70, 73-74,85,115
17AS-364	Contact Tip	41-42,45-46,49-50, 61-62,65-66,69-70, 73-74,85,115
17B	Nipple	125,129
17CB20	Collet Body	145
17F	Torch Body	128-129
17F-12-2	Torch Package	128
17F-12PF	Torch Package	128
17F-12R	Torch Package	128
17F-25-2	Torch Package	128
17F-25PF	Torch Package	128
17F-25R	Torch Package	128
17F-50R	Torch Package	128
17FV	Torch Body	128-129
17FV-12-2	Torch Package	128
17FV-12PF	Torch Package	128
17FV-12PF-TTC	Torch Package	128
17FV-12R	Torch Package	128,147
17FV-12R-TTC	Torch Package	128,147
17FV-25-2	Torch Package	128
17FV-25PF	Torch Package	128
17FV-25PF-TTC	Torch Package	128
17FV-25R	Torch Package	128,147
17FV-25R-TTC	Torch Package	128,147
17FV-50R	Torch Package	128
17FV-HD	Torch Body	128-129
17FVHD-12PF	Torch Package	128
17FVHD-12PF-TTC	Torch Package	128
17FVHD-12R	Torch Package	128
17FVHD-12R-TTC	Torch Package	128
17FVHD-25PF	Torch Package	128
17FVHD-25PF-TTC	Torch Package	128
17FVHD-25R	Torch Package	128
17FVHD-25R-TTC	Torch Package	128
17FVHD-50R	Torch Package	128
17S-116	Contact Tip	61-62,65-66,69-70, 73-74,85,115,234
17S-30	Contact Tip	41-42,45,49-50, 61-62,65,69-70, 73-74,85,115,234
17S-332	Contact Tip	234
17S-35	Contact Tip	41-42,45-46,49-50, 61-62,65-66,69-70, 73-74,85,115,234
17S-40	Contact Tip	41-42,45-46,49-50, 61-62,65-66,69-70, 73-74,85,115,234
17S-45	Contact Tip	41-42,45-46,49-50, 61-62,65-66,69-70, 73-74,85,115,234
17S-52	Contact Tip	41-42,45-46,49-50, 61-62,65-66,69-70, 73-74,85,115,234
17S-564	Contact Tip	69-70,73-74,85,234
17SLT-116	Contact Tip	65-66,69-70,73-74,85
17SLT-35	Contact Tip	45-46,49-50,65-66, 69-70,73-74,85
17SLT-40	Contact Tip	45-46,49-50,65-66, 69-70,73-74,85
17SLT-45	Contact Tip	45-46,49-50,65-66, 69-70,73-74,85
17SLT-52	Contact Tip	45-46,49-50,65-66, 69-70,73-74,85
17SLT-564	Contact Tip	69-70,73-74,85
17ST-116	Contact Tip	61-62,65-66,69-70, 73-74,85,115,234
17ST-30	Contact Tip	41-42,45,49-50, 61-62,65,69-70, 73-74,85,115,234
17ST-332	Contact Tip	234
17ST-35	Contact Tip	41-42,45-46,49-50, 61-62,65-66,69-70, 73-74,85,115,234
17ST-40	Contact Tip	41-42,45-46,49-50, 61-62,65-66,69-70, 73-74,85,115,234
17ST-45	Contact Tip	41-42,45-46,49-50, 61-62,65-66,69-70, 73-74,85,115,234
17ST-52	Contact Tip	41-42,45-46,49-50, 61-62,65-66,69-70, 73-74,85,115,234
17ST-564	Contact Tip	69-70,73-74,85,234
17SW	HD shock washer	43,49-50,61-63, 65-66,69-70,73-74, 115,190,199,206,221
17V	Torch Body	128-129
17V-12-2	Torch Package	128
17V-12PF	Torch Package	128
17V-12PF-TTC	Torch Package	128
17V-12R	Torch Package	128,147
17V-12R-TTC	Torch Package	128,147
17V-25-2	Torch Package	128
17V-25PF	Torch Package	128
17V-25PF-TTC	Torch Package	128
17V-25R	Torch Package	128,147
17V-25R-TTC	Torch Package	128,147
17V-50R	Torch Package	128
18	Torch Body	130-131,142
18 INCH	Extension	206
180-1	Block Assy	31,94
180-10	Cable Assy	31,94
180-12	Cable Assy	31,94
180-15	Cable Assy	31,94
180-180J	Conductor Tube	31,33
180-23-10	Mig Gun	30
180-23-12	Mig Gun	30
180-23-15	Mig Gun	30
180-3035-10	Mig Gun	30,34
180-3035-12	Mig Gun	30
180-3035-15	Mig Gun	30
180-4045-10	Mig Gun	30
180-4045-12	Mig Gun	30
180-4045-15	Mig Gun	30
180-45J	Conductor Tube	31,33
180-60J	Conductor Tube	31,33
180-6S	Spring	31,94
180CCP	Control Plug	35
180G	Handle w/Screws	94
180H	Handle	31
180K	Cable Assy	31,94
18-12	Torch Package	130
181245	Terminal	222
181246	Terminal	222
18-12R	Torch Package	130
181W89	O-ring	141
18204	Shield Cup	248
18205	Electrode	248
18-25	Torch Package	130
18-25R	Torch Package	130
18316	Control Cable	193
1832	Fitting	117
183357	Drive Roll .030-.035	221
183358	Drive Roll .047-1/16	221
18362	Electrode	249
18363	Heat Shield	249
18364	Body Insert	249
18-402	Screw	103
18-403	Screw	103
18-404	Screw	97,99,102-103,200,202
18-405	Screw	103
18-406	Screw	103
18-407	Screw	103
18419	Heat Shield, Drag	249
18-48	Torch Head	142
18-480	Retaining Ring	83,85,87,97, 99,102-103
18-48-12R	Torch Package	142
18-48-25R	Torch Package	142
185	Connector Block	83,85,87
18-50R	Torch Package	130
185106	Nut	221
18-628	Screw	97,99,102-103,200,202
186355	Use 633U20	.
186405	Nozzle	218
186406	Contact Tip	218
186419	Contact Tip	218
18-7	Insert	129,131,139
18-780	Screw	97,99
18-781	Nut	97,99
18785	Swirl Baffle	248
188	Hose Clamp	91
18820	Tip	248
18844	Heat Shield	248
1886	Motor 64-1	117
18866	Tip	248
1886D	Motor	117
18-881	Screw	97,99,102-103, 106,200,202
18-892	Screw	106
18-912	Insert	99
18-930	Insert	97
18-932	Insert	99
18-940	Insert	97
18-950	Screw	97
18-960	Insert	99
18-965	Screw	99
18CG	Cup Gasket	129,131,139
18CG-20	Cup Gasket	129,131,139,145
18F	Torch Body	130-131
18F-12	Torch Package	130
18F-12R	Torch Package	130
18F-25	Torch Package	130
18F-25R	Torch Package	130
18F-50R	Torch Package	130
18FT	Terminal	31,94
18P	Torch Body	130-131
18P-12	Torch Package	130
18P-12R	Torch Package	130
18P-25	Torch Package	130
18P-25R	Torch Package	130
18P32-12	Torch Package	130
18P32-25	Torch Package	130
18PB	Barrel	131
18PB-24	24 Pitch Rack	131
18PB-32	32 Pitch Rack	131
18R-1	Screw	131,141
18R32	32 Pitch Rack	131
18S116	Contact Tip	65-66,69-70,73-74
18S52	Contact Tip	65-66,69-70,73-74
18S564	Contact Tip	69-70,73-74
18V	Torch Body	130-131
18V-12	Torch Package	130
18V-12R	Torch Package	130
18V-25	Torch Package	130
18V-25R	Torch Package	130
18V-50R	Torch Package	130
190363	Receptacle	231
191064	Use 191065	.
191065	Replacement Liner	221
19114	Baffle Tube	246
19-116	Contact Tip	107
19122	Heat Shield, Drag	246
19124	Heat Shield	246
19129	Wrench Tool	246
19160	Tip	249
192040	Fitting	221
192047	Electrode	257
192048	Electrode Extended	257
192049	Swirl Ring	257
192050	Retaining Cup	257

PART NO.	DESCRIPTION	PAGE NO.
192051	Nozzle	257
192052	Nozzle	257
192053	Drag Shield	257
192056	Nozzle	257
192058	Shield, Machine	257
1923	Cable Lug	117
192809	Use 6427	.
1930	Insert	117
19-30	Contact Tip	107
193384	10' Cord	229
193385	10' Cord	229
193387	10' Cord	229
19-35	Contact Tip	107
193700	Drive Roll	225
194	Tab Assy	31,37,41,45,49, 55,61,65,69,73, 79,91,94,243
19-40	Contact Tip	107
194010	Liner	220
194011	Liner	220
194012	Liner	220
194013	Liner	220
194405	Conduit/Liner 15'	221
194410	Conduit/Liner 30'	221
19-45	Contact Tip	107
194842	10' Cord	229
19498	Shroud Cap Assy.	246
19499	Use 19502	.
19502	Shroud	246
19-52	Contact Tip	107
1953	Diaphragm	117
19540	Baffle	249
196	Spring	91
1963	Terminal	117
19654	Collet	249
19679	Seat PT-31M	248
19682	Tip	248
19683	Electrode, HD	248
1969	Terminal	117
19690	Hi-Current Insert	249
19691	Hi-Current Baffle	249
1972	Terminal	117
198087	Potentiometer	223
1987	Screw	117
198810	Cable	221
198891	Cable	221
199	Screw 8-32 x 1/2"	41,61
19914	Tip	246
19915	Tip	246
19916	Tip	246
19917	Tip	246
19918	Electrode	246
1993	Screw	117
19989	Heat Shield Guard	246
19N43	Tip Nut	192-193
19N45	Contact Tip	192
19N46	Contact Tip	192
19N47	Contact Tip	192
19N48	Contact Tip	192
19N49	Contact Tip	192
19N50	Contact Tip	192
19N764	Contact Tip	192
19V50	Nozzle Assembly	193
19V51	Nozzle Assembly	193
19V52	Nozzle Assembly	193
1-MBP-10	Screw	37,49,243
1R-W	Screw Plug	91
2 INCH	Extension	206
20	Torch Body	132-133,142
2-0001	Torch w/25' Leads	263
2-0002	Torch w/50' Leads	263
20008	Torch	246
20010	Torch	246
200258	Nozzle	219
20053	Electrode Stem	246
20056	Tip	246
20070	Heat Shield	249
20072	Torch	248
20079	Tip	248
20-116	Straight Tip	107
20-12	Torch Package	132
20-1210	Electrode	264
20-1215	Gas distributor	264
20-1220	Tip	264
20-1221	Tip	264
20-1222	Tip	264
20-1225	Shield cup	264
20-1226	Crown Cup	264
20-12R	Torch Package	132
20-25	Torch Package	132
20-25R	Torch Package	132
202808	Shield Cup	256
202809	Swirl Ring	256
20282	Heat Shield	248
20-30	Straight Tip	107
20324	Plunger, HD	248
20-35	Straight Tip	107
20378	Heat Shield, Gouging	249
20-40	Straight Tip	107
20426	Tip, Gouging	246
20427	Tip, Gouging	246
20-45	Straight Tip	107
204605	Control Cable Assy	221
20463	Baffle	248
20-48	Torch Head	142
20-48-12R	Torch Package	142
20-48-25R	Torch Package	142
205	Insulator	92
20-50R	Torch Package	132
20-52	Straight Tip	107
20543	Contact Tip	192
20544	Contact Tip	192
205839	Rheostat	223
206	Heat Shrink	92
207177	Rheostat	223
20747	Heat Shield	246
2075237	Use 2075238	.
2075238	Liner	193
2075239	Use 2075240	.
2075240	Liner	193
2075328	Electrode	249
2075349	Contact Tip	192
208399	Potentiometer	223
208402	Use 116190	.
20860	Tip	248
20861	Tip	248
20862	Electrode XT	248
20F	Torch Body	132-133
20F-12	Torch Package	132
20F-12R	Torch Package	132
20F-25	Torch Package	132
20F-25R	Torch Package	132
20F-50R	Torch Package	132
20P	Torch Body	132-133
20P-12	Torch Package	132
20P-12R	Torch Package	132
20P-25	Torch Package	132
20P-25R	Torch Package	132
20P-50R	Torch Package	132
20V	Torch Body	132-133
20V-12	Torch Package	132
20V-12R	Torch Package	132
20V-25	Torch Package	132
20V-25R	Torch Package	132
20V-50R	Torch Package	132
2-1/2 INCH	Extension	206
21008	Tip XT	248
210416	Cable Assy	221
21121	Insulator	249
21150	Electrode	247
21155	Drive Roll Use 9054	.
21156	Drive Roll Use 9055 for .035 or 9056 for .045	.
21158	Drive Roll Use 9061	.
21159	Drive Roll Use 9063	.
21160	Drive Roll Use 9057	.
21161	Drive Roll Use 9058 for .045 or 9059 for 1/16"	.
21326	Heat Shield	247
21328	Tip	247
21329	Tip	247
21330	Tip	247
21332	Electrode Assy Holder	247
21359	Torch Body	247
21-37	Nozzle	31-32,235
21373	Electrode Insulator	247
21374	Baffle Tube	247
21-37F	Nozzle	31-32,235
214011	Sensor Lead	222
21420	Heat Shield	247
21441	Electrode	249
21442	Cutting Tip	249
21447	Heat Shield	247
21-50	Nozzle	31-32,195,235
21-50F	Nozzle	31-32,195,235
21595	Electrode	247
21596	Nozzle	247
21597	Nozzle	247
21598	Nozzle	247
21599	Nozzle	247
21610	Torch Body	247
21616	Heat Shield	247
21619	Use 0558003032	.
21-62	Nozzle	31-32,195,235
21625	Torch Body	247
21-62F	Nozzle	31-32,235
21654	Heat Shield	247
21657	Electrode Holder	247
21667	Swirl Baffle	247
21780	Electrode	247
21802	Shield	247
21822	Nozzle	247
21943	Stand-Off Guide	247
21944	Diffuser	247
21945	Shield	247
21T37	Nozzle	31-32,195,235
220006	Nozzle, 40 Amp	251
220007	Nozzle, 60 Amp	251
220011	Nozzle	251
220013	Swirl Ring	250
220016	Cap	250
220021*	Electrode	253
220037	Electrode	251
220047	Machine Shield, 100 Amp	251
220048	Retaining Cap, 100 Amp	251
220051	Swirl Ring 100 Amp	251
220061	Retaining Cap	251
220064	Nozzle, 100 Amp	251
220065	Hand Shield, 100 Amp	251
220206	Retaining Cap, 100 Amp	251
22030	Nozzle Tip	247
220329	Nozzle, Precision Cut	251
220669	Electrode	252
220670	Swirl Ring	252
220671	Nozzle, 45 Amp	252
220673	Machine Shield	252
220674	Hand Shield	252
220713	Retaining Cap	252
220816	Nozzle 85 Amp	252
220817	Machine Shield	252
220818	Hand Shield	252
220819	Nozzle 65 Amp	252
220842	Electrode	252
220854/105	Retaining Cap	252
220854/85	Retaining Cap	252
220857	Swirl Ring	252
220930	Nozzle, 45 Amp	252
220941	Nozzle, 45 Amp	252
220955	Deflector	252
220990	Nozzle 100 Amp	252
220992	Hand Shield 100 Amp	252
220993	Machine Shield 100 Amp	252
220994	Swirl Ring 100 Amp	252
221030	Anti-Wear Guide	225
222996	Rheostat	223
22-37	Nozzle	37-38,195,235
22-37SS	Nozzle	37-38,235
224	O-ring	31,37,41,45,49, 55,61,65,69,73, 83,85,91,94,243

PART NO.	DESCRIPTION	PAGE NO.
224039	Use 6427	.
224697	Use 6427	.
225	O-ring	79,87,221,243
22-50	Nozzle	37-38,195,235
22-50SS	Nozzle	37-38,235
22-62	Nozzle	37-38,195,235
22-62FAS	Nozzle	37-38,235
22-62SS	Nozzle	37-38,235
228	O-ring	91-92
229	Washer	91-92
2-2985	Torch Package	260
2-2986	Torch Package	260
22T37SS	Nozzle	37-38,236
232-12	Support	243
233060	Rheostat	223
23-37	Nozzle	37,55-56,83,196,236
23-37F	Nozzle	37,55-56,83,196,236
23-40-15	Liner	204,242
234-12	Support	243
23-50	Nozzle	37,55-56,83,196,236
23-50F	Nozzle	37,55-56,83,196,236
235-12	Support	243
235689	Cable Assy	221
235690	Cable Assy	221
235753	Fitting	221
2360-1925	Contact Tip	192
2360-1926	Contact Tip	192
2360-1927	Contact Tip	192
2360-1928	Contact Tip	192
2360-1929	Contact Tip	192
2360-2314	Contact Tip	192
2361-2369	Pressure Roll Use 9053	.
2361-2397	Pressure Roll Use 9052	.
23-62	Nozzle	37,55-56,83,196,236
23-62F	Nozzle	37,55-56,83,196,236
237398	Use 116190	.
23-75	Nozzle	37,55-56,83,196,236
23-75F	Nozzle	37,55-56,83,196,236
238626	Use 116190	.
239168	Rheostat	223
23CT-37	Nozzle	41-42,61-62,65,69,73
23CT-50	Nozzle	41-42,61-62,65,69,73
23CT-62	Nozzle	41-42,61-62,65,69,73
23CT-75	Nozzle	41-42,61-62,65,69,73
23H50	Nozzle	37,55-56,83,236
23H62	Nozzle	37,55-56,83,196,236
23H75	Nozzle	56,236
23T37	Nozzle	37,55-56,83,196,236
24	Torch Body	134-135
24 Inch	24" Extension	206
240	Retainer Ring	45,49,65,69,73, 85,115,190,221
24-12R	Torch Package	134
242205010	Extension Cord 10'	229
242205020	Use 043725	.
242205025	Use 9774-25	.
242205050	Use 043726/9774-50	.
242205080	Cord	226,229
242205100	Extension Cord 100'	229
242208010	Extension Cord 10'	229
242208025	Use 122973	.
242208050	Use 122974	.
242208080	Cord	227,229
242208100	Interconnecting Cord 100' 14 Pin to 14 Socket 8 Conductor (9319)	229
24-25R	Torch Package	134
244	Terminal	31,37,41,45,49, 55,61,65,69,73, 79,94,243
247831010	Extension Cord 10'	229
247831025	Use 128468	.
247831050	Use 128469	.
247831080	Cord	229
247831100	Extension Cord 100'	229
24A50	Nozzle	37,55,57,83,196,236
24A50SS	Nozzle	37,55,57,83,196,237
24A62	Nozzle	37,55,57,83,196,236
24A62SS	Nozzle	37,55,57,83,196,237
24A75	Nozzle	37,55,57,83,237
24A75SS	Nozzle	37,55,57,83,237
24AH50	Nozzle	37,55,57,83,237
24AH62	Nozzle	37,55,57,83,237
24AH75	Nozzle	37,55,57,83,237
24AT37SS	Nozzle	37,55,57,237
24C332	Collet	145
24CB332	Collet Body	145
24CT37S	Nozzle	37,55,57,83,237
24CT50F	Nozzle	37,55,57,83,237
24CT50S	Nozzle	37,55,57,83,237
24CT62F	Nozzle	37,55,57,83,237
24CT62S	Nozzle	37,55,57,83,196,237
24CT75F	Nozzle	37,55,58,83,237
24CT75S	Nozzle	37,55,57,83,196,237
24GLC332	Collet	145
24PAMT	Barrel w/Rack	83,85,87
24R-MBP	Connector Sleeve	89
24V	Torch Body	134-135
24V-12R	Torch Package	134
24V-25R	Torch Package	134
24W	Torch Body	134-135,142
24W-12	Torch Package	134
24W-12R	Torch Package	134
24W-25	Torch Package	134
24W-25R	Torch Package	134
24W-48	Torch Package	142
24W-48-12R	Torch Package	142
24W-48-25R	Torch Package	142
25	Torch Body	136-137
2-5	Screw	89
250-10	Cable Assy	37,49,243
250-12	Cable Assy	37,49,243
250-15	Cable Assy	37,49,243
250-20	Cable Assy	37,49
250-25	Cable Assy	37,49
250-3035-10	Mig Gun	36,52
250-3035-12	Mig Gun	36
250-3035-15	Mig Gun	36
250-3035-20	Mig Gun	36
250-3035-25	Mig Gun	36
250-4045-10	Mig Gun	36
250-4045-12	Mig Gun	36
250-4045-15	Mig Gun	36
250-4045-20	Mig Gun	36
250-4045-25	Mig Gun	36
250CK	Cloth Wrap Cable Bulk	37,49
250K	Cable Bulk	37,49
250V-25	Extension Cord	215,230
250V-50	Extension Cord	215,230
25-12	Torch Package	136
25-12R	Torch Package	136
25-25	Torch Package	136
25-25R	Torch Package	136
2545	Connector Assy	35,53,77
2545-3	Cable Support	35,53,77
2545-4	Nut	35,53,77
2545-6	Connection	35,53,77
2545-C	Connector Assy	35,53,77
25CT-50	Nozzle	79-80,87,238
25CT-62	Nozzle	79-80,87,197,238
25CT-75	Nozzle	79-80,87,197,238
25I-62	Nozzle	79-80,87,238
25I-75	Nozzle	79-80,87,238
25NA-LS	Adapter Kit	87
25NA-WS	Adapter Kit	87
25SA-75	Sub Arc Assy.	87
25SA-75-1	Nozzle Assy.	87
25SA-75-2	Nut	87
25SA-75-3	Insulator	87
26	Torch Body	138-139
260	O-ring	45,49,65,69,73, 85,115,190,221
26-12-2	Torch Package	138
26-12R	Torch Package	138
26-25-2	Torch Package	138
26-25R	Torch Package	138
2640-10	Self-Shield Gun	96
2640-15	Self-Shield Gun	96
2640-8	Self-Shield Gun	96
26-50R	Torch Package	138
26A	Fitting	139
26B	Nipple	139
26F	Torch Body	138-139
26F-12-2	Torch Package	138
26F-12R	Torch Package	138
26F-25-2	Torch Package	138
26F-25R	Torch Package	138
26F-50R	Torch Package	138
26FV	Torch Body	138-139
26FV-12-2	Torch Package	138
26FV-12R	Torch Package	138,147
26FV-12R-TTC	Torch Package	138,147
26FV-25-2	Torch Package	138
26FV-25R	Torch Package	138,147
26FV-25R-TTC	Torch Package	138,147
26FV-50R	Torch Package	138
26FV-HD	Torch Body	138-139
26FVHD-12-2	Torch Body	138
26FVHD-12R	Torch Package	138
26FVHD-12R-TTC	Torch Package	138
26FVHD-25-2	Torch Body	138
26FVHD-25R	Torch Package	138
26FVHD-25R-TTC	Torch Package	138
26HTI	Insulator, hi-temp	91-92
26I-62	Nozzle	197,238
26I-75	Nozzle	197,238
26V	Torch Body	138-139
26V-12-2	Torch Package	138
26V-12R	Torch Package	138,147
26V-12R-TTC	Torch Package	138,147
26V-25-2	Torch Package	138
26V-25R	Torch Package	138,147
26V-25R-TTC	Torch Package	138,147
26V-50R	Torch Package	138
26W37R	Nozzle	90-91
26W50F	Nozzle	90-92
26W50R	Nozzle	90-92
26W50RWC	Water Cooled Nozzle	91-92
26W62F	Nozzle	90-92
26W62R	Nozzle	90-92
26W62RWC	Water Cooled Nozzle	91-92
26W75F	Nozzle	90-92
26W75R	Nozzle	90-92
26W75RWC	Water Cooled Nozzle	91-92
27-10A	Barrel	141
27-10B	Barrel	141
27-11	Lock Washer	141
27-12	Boot	141
27-13-2	O-ring	141
27-13-3	O-ring	141
27-13A	Shaft Assy	141
27-13B	Shaft Assy	141
27-19	Nylon Screw	141
27-2-4	O-ring	141
2-7501	Torch Package	262
2-7502	Torch Package	262
27-9B	Barrel	141
27A	Torch Body	140-141
27A-12	Torch Package	140
27A-25	Torch Package	140
27A-3	Torch Package	140
27B	Torch Body	140-141
27B-12	Torch Package	140
27B-25	Torch Package	140
27B-3	Torch Package	140
27HTI	Insulator	107
27K50	M.D. Nozzle	45-46,49-50,65-66, 69-70,73-74,85,115
27K62	M.D. Nozzle 5/8"	45-46,49-50, 65-66,69-70, 73-74,85,115
27R32	Rack 32 Pitch	141
27S50	HD Nozzle	45-46,49-50,65-66, 69-70,73-74,85,115
27S50GL	HD Nozzle Gas Lens	45-46,49-50, 65-66,69-70, 73-74,115
27S50WC	Water Cooled Nozzle	85
27S62	HD Nozzle	45-46,49-50,65-66, 69-70,73-74,85,115

PART NO.	DESCRIPTION	PAGE NO.
27S62GL	HD Nozzle Gas Lens	45-46,49-50, 65-66,69-70,73-74,115
27S62WC	Water Cooled Nozzle	85
27S75	HD Nozzle	45-46,49-50,65-66, 69-70,73-74,85,115
27S75GL	HD Nozzle	45-46,49-50,65-66, 69-70,73-74,115
27S75WC	Water Cooled Nozzle	85
27T38	HD Nozzle	45-46,49-50,65-66, 69-70,73-74,85
27T50	HD Nozzle	45-46,49-50,65-66, 69-70,73-74,85
27T50HD	Nozzle	65-66,69-70,73-74,85
27TC38	Tapered Nozzle	45-46,49-50,65-66, 69-70,73-74,85
28-75	Nozzle	107
28N31	Wire Guide	193
29-75	Straight Nozzle	107
29N19	Busbar	193
29N20	Adapter	193
29N21	Nozzle	193
29N22	Extension	193
2-MS	Screw	35,53,77
3 INCH	Extension	206
3.065204	Diffuser	245
300 507	Adapter Cord	228
300 517	Cord Adapter	215,230
300M	Back Cap	129,131,139,146
303-0540	O-ring	191
30344-5	Tip	258
305-45	Gooseneck	233
305-60	Gooseneck	233
3067	Contact Tip	114
3068	Contact Tip	114
3069	Contact Tip	114
30808-5	Electrode - Hf.	258
30812-5	Tip 1.0mm	258
30813-5	Tip 1.2mm	258
30814-5	Tip 1.4mm	258
30815-5	Tip 1.6mm	258
3090	Contact Tip	114
3-1/2 INCH	Extension	206
3-10	Cable Cover	130,132,134, 136,142-143,244
3-10V	Velcro Cable Cover	130,132,134, 136,142-143,244
3115	Contact Tip	114,117
3123	Contact Tip	114
3135	Contact Tip	114
3136	Contact Tip	114
31411	Heat Shield	249
3150	Contact Tip	114
32	Insulator	37-39,189,198,235,238
3-22	Cable Cover	130,132,134,136, 142-143,244
3223	Contact Tip	114
3-22V	Velcro Cover	130,132,134,136, 142-143,244
3299	Contact Tip	114
32PAMT	Barrel w/Rack	83,85,87
3300	Contact Tip	114
33366	Electrode	247
33366XL	Electrode	247
33367	Swirl Baffle	247
33368	Nozzle	247
33369	Nozzle	247
33371	Retaining Nut	247
33418	Nozzle	247
33419	Heat Shield	247
334-287-100	Electrode	258
334-288-100	Swirl Ring	258
334-289-100	Nozzle, HC	258
334-290-110	Retaining Cap	258
334-295-100	Nozzle	258
3356	Contact Tip	114
34086	Use 34086XL	.
34086XL	Electrode	247
34300S332	Aux. Switch	266
34300S337	Aux. Switch	266
3455	Contact Tip	114
3456	Contact Tip	114
34583	Electrode Holder	248
34585	Baffle Tube	248
34592	Heat Shield	248
34593	Insulator	248
3-48	Cable Cover	130,132,136, 142-143,244
3-48V	Velcro Cable Cover	130,132,136, 142-143,244
34A	Insulator	37,39,55,57-58, 83,189,198, 236-239,241
34CT	Insulator	37,55,57-58,83, 189,198,237-238,241
34CT-HT	Insulator	55,58,83,238
35-170-5	Nipple	35,53,77,81,89
35-350-1	Connector	35,53,77
35-40-1	O-ring	35,53,77
35-40-15	Liner	204,242
35442	Gouging Nozzle	247
35-50	Gas Diffuser	198,239
35-50LN	Gas Diffuser	199
35660	Gas Baffle	247
35CT	Insulator	79-80,87,198,238
35CT-HT	Insulator	79-80,87,238
36	Insulator	186-187
36 Inch	36” Extension	206
36565	Electrode	248
36566	Electrode	248
36567	Nozzle	248
36568	Nozzle	248
36569	Nozzle	248
36570	Nozzle	248
36572	Gouging Nozzle	248
36-63	Nozzle	186
36-75	Nozzle	186
37081	Retainer Shield	247
37082	Retaining Cup	247
37146	Shield	248
375655	Output Guide	231
375704	Output Guide	231
375980-017	Drive Roll Kit	231
375980-092	Drive Roll Kit	231
376246-002	Drive Roll Kit	231
376246-005	Drive Roll Kit	231
376246-020	Use 376246-005	.
377941	Inlet Guide	231
377943	Inlet Guide	231
37887	Tip	248
37888	Electrode	248
39	Insulator	65-66,69-70,73-74
4 INCH	Extension	206
400-052-10	Mig Gun	54
400-052-12	Mig Gun	54
400-052-15	Mig Gun	54
400-052-20	Mig Gun	54
400-052-25	Mig Gun	54
400-10	Cable Assy	55,69,83,243
400-116-10	Mig Gun	54
400-116-12	Mig Gun	54
400-116-15	Mig Gun	54
400-116-20	Mig Gun	54
400-116-25	Mig Gun	54
400-12	Cable Assy	55,69,83,243
400-15	Cable Assy	55,69,83,243
400-20	Cable Assy	55,69,83
400-25	Cable Assy	55,69,83
400-3545-10	Mig Gun	54
400-3545-12	Mig Gun	54
400-3545-15	Mig Gun	54
400-3545-20	Mig Gun	54
400-3545-25	Mig Gun	54
400-564-10	Mig Gun	54
400-564-12	Mig Gun	54
400-564-15	Mig Gun	54
400-564-20	Mig Gun	54
400-564-25	Mig Gun	54
4006	Barrel Adapter	115
4009	Locking Nut	115
400CK	Cloth Wrap Cable, Bulk	55,69,83
400K	Cable, Bulk	55,69,83
4010	Liner	115,221
401-0521	Knob	191
4010HDF	Liner	115,221
4011	O-ring	115
401-40-38	Nozzle	232
401-42-50	Nozzle	232
401-4-38	Nozzle	232
401-4-50	Nozzle	232
401-4-62	Nozzle	232
401-4-75	Nozzle	232
401-5-62	Nozzle	232
401-5-75	Nozzle	232
401-6-50	Nozzle	232
401-6-62	Nozzle	232
401-6-75	Nozzle	232
401-7-62	Nozzle	232
402-11	HD Shock Washer	232
402-3	Nozzle Retainer	233
402-4	Retainer Ring	233
402-6	O-ring	233
403-1-116	Contact Tip	232
403-116	Contact Tip	232
403-1-30	Contact Tip	232
403-1-35	Contact Tip	232
403-1-364	Contact Tip	232
403-1-40	Contact Tip	232
403-1-45	Contact Tip	232
403-1-52	Contact Tip	232
403-1-564	Contact Tip	232
403-2-116	Contact Tip	232
403-2-23	Contact Tip	232
403-23	Contact Tip	232
403-2-30	Contact Tip	232
403-2-35	Contact Tip	232
403-2-45	Contact Tip	232
403-2-52	Contact Tip	232
403-30	Contact Tip	232
403-3-116	Contact Tip	232
403-3-30	Contact Tip	232
403-3-35	Contact Tip	232
403-3-40	Contact Tip	232
403-3-45	Contact Tip	232
403-35	Contact Tip	232
403-3-52	Contact Tip	232
403-45	Contact Tip	232
403-52	Contact Tip	232
404	Gas Diffuser	232
404-1	Gas Diffuser	232
404-10	Gas Diffuser	232
404-11	Gas Diffuser	232
404-13	HD Head	233
404-3	HD Head	233
405-180	Gooseneck	83,233
405-180HD	HD Gooseneck	85
405-22	Gooseneck	83,233
405-22HD	HD Gooseneck	85
405-45	Gooseneck	83,233
405-45HD	HD Gooseneck	85
405-60	Gooseneck	83,233
405-60HD	HD Gooseneck	85
406488	Collet Body	145
407839-12	Contact Tip	143
407839-3	Feed Tip Tapered	143
407839-6	Feed Tip Tapered	143
407839-8	Feed Tip Tapered	143
407839-9	Feed Tip Tapered	143
40MQ	Male Quick Connect	45,65
40V64	Power Cable	131
40V64R	Power Cable	131,142
40V74	Water Hose	131
40V74R	Water Hose	131,142
40V75	Gas Hose	131
40V75R	Gas Hose	131,139,142
40V76LR	Hose Extension	150
40V76R	Water Hose 12½’	150
40V77LR	Hose	150
40V77R	Hose 12½’	150
40V78LR	Power Cable	150
40V78R	Power Cable	150

PART NO.	DESCRIPTION	PAGE NO.
40V82R	Gas Hose	127,141
40V82R-3	Gas Hose	141
40V82RL	Gas Hose	127,141
40V82RL50	Gas Hose	127
40V83R	Water Hose	127,141
40V83R-3	Water Hose	141
40V83RL	Water Hose	127,141
40V83RL50	Water Hose	127
40V84R	Power Cable	127,141
40V84R-3	Power Cable	141
40V84RL	Power Cable	127,141
40V84RL50	Power Cable	127
41	Tip Nut	107
4-10	Cable Cover	130,140,143,244
4105	Adapter	114
4108	Barrel	114
4-10V	Velcro Cover	130,140,143,244
4110	Nozzle	114
4117	Nozzle	114
4118	Nozzle	114
4119	Nozzle Kit	114
4124	Old Style Assy	114
4137	Nozzle	114
4138	Assembly	114
4139	Adapter	114
4147	Body	114,117
415-1	O-ring	233
415-116-15	Liner	233
415-116-2	Liner	233
415-116-25	Liner	233
415-35-15	Liner	233
415-35-25	Liner	233
415-564-15	Liner	233
415-564-25	Liner	233
41V24	Back Cap	125,133,146
41V29	Power Cable	131
41V29R	Power Cable	131,142
41V29R-50	Power Cable	131
41V30	Gas Hose	131
41V30R	Gas Hose	131,139,142
41V30R-50	Gas Hose	131
41V32	Water Hose	131
41V32R	Water Hose	131,142
41V32R-50	Water Hose	131
41V33	Back Cap	125,133,146
41V35	Back Cap	125,133,146
41W30	Extension	193
41W98	Extension	193
42-052-15	Use 42-116-15	.
42-052-25	Use 42-116-25	.
42-116-15	Liner	37,39,41,43,45, 47,49,51,242
42-116-25	Conduit	37,39,41,43,45, 47,49,51,242
4-22	Cable Cover	130,140,143,244
42-23-15	Conduit Assy	31,33,37,39,41, 43,45,47,49, 51,204,242
4-22V	Velcro Cover	130,140,143,244
42-3035-15	Conduit	31,33,37,39,41, 43,45,47,49,51, 94,204,242
42-3035-25	Conduit	37,39,41,43,45, 47,49,51,242
4235	Gas Diffuser	186-188
4235-116	Gas Diffuser	187
4235-35	Gas Diffuser	187
42-4045-15	Conduit	31,33,37,39,41,43, 45,47,49,51,204,242
42-4045-25	Conduit	37,39,41,43,45, 47,49,51,242
4268	Nozzle	114
4269	Nozzle	114,117
4270	Nozzle	114
4280	Contact Tip	186
4281	Contact Tip	186
4282	Contact Tip	186
4283	Contact Tip	186
4285	Contact Tip	186
4295	Nozzle	186,188
42N-3545-15	Conduit	37,39,41,43,45, 47,49,51,242
4300	Slip Ring	114
43115	Conduit	188
43115T	Conduit	188
43215	Conduit	188
43215T	Conduit	188
4323R	Insulator	187-188
4335	Gas Diffuser	186-188
433JL	Jumper Link (Set)	266
4346	Nut	114
438U10	Contactor	266-268
438U10S3	Contactor	267-269
438U20	Contactor	266,268
4391	Nozzle	186,188
4392	Nozzle	186,188
4393	Nozzle	186,188
4394	Nozzle	186,188
43CT	Gas Diffuser	41-42
4401	Nozzle Tip	246
4402	Electrode	246
4403	Swirl Ring	246
4404	Retaining Cap	246
4405	O-ring	246
4411	Nozzle Tapered	246
44115	Conduit	188
44115T	Conduit	188
44-116-1	Conduit	83,85
44-116-15	Conduit	55,58,61,63,65,67, 69,71,73,75,83,85, 91,107,204,242
44-116-25	Conduit	55,58,61,63,65,67,69 71,73,75,83,85,204,242
4414	Retaining Cap	246
4420	Electrode	246
4421	Nozzle Tip	246
44215	Conduit	188
44215T	Conduit	188
4422	Swirl Ring	246
44220	Use 4422	.
44225	Conduit	188
4423	Retaining Cap	246
44230	Use 4423	.
4423R	Insulator	187-188
44-25	Wrench	31,37,41,45,49,55, 61,65,69,73,79,82, 84,86,89,94,243
4426	Electrode Extended	246
4427	Nozzle Extended	246
44315	Conduit	188
44-332-15	Conduit	91,242
4435	Gas Diffuser	186-188
44-3545-1	Conduit	83,85
44-3545-15	Conduit	55,58,61,63,65, 67,69,71,73,75,83, 85,91,107,204,242
44-3545-25	Conduit	55,58,61,63,65,67, 69,71,73,75,83, 85,204,242
4450	Electrode	246
4450L	Electrode Extended	246
4451	Nozzle	246
4452	Swirl Ring	246
4453	Retaining Cap	246
4454	Nozzle	246
4454L	Nozzle Extended	246
44-564-1	Conduit	83,85
44-564-15	Conduit	55,58,63,69,71,73,75, 83,85,91,204,242
44-564-25	Conduit	55,58,63,69,71,73, 75,85,204,242
4-48	Cable Cover	130,143,244
4-48V	Velcro Cable Cover	130,143,244
449-0542	Nut	191
4491	Nozzle	186,188
4492	Nozzle	187-188
44C	Set Screw	31,37,41,45,49,55, 61,65,69,73,79,83, 85,87,89,91,94, 115,190,221,243
44N-116-15	Conduit	55,58,61,63,65,67, 69,71,73,75,83, 85,91,204,242
44N-3545-15	Conduit	55,58,61,63,65,67, 69,71,73,75,83, 85,91,204,242
44TF-116-15	Conduit	55,58,61,63,65, 67,69,71,73,75
450-10	Cable Assy	73,85
450-12	Cable Assy	73,85
450-15	Cable Assy	73,85
450-2	Cable Assy	85
450-20	Cable Assy	73,85
450-25	Cable Assy	73,85
450-4	Cable Assy	85
450-6	Cable Assy	85
45-070	Contact Tip	114
450-8	Cable Assy	85
450CK	Cable Assy	73
45-116-1	Conduit	87
45-116-15	Conduit	79-80,87,204,242
45-116-25	Conduit	79-80,87,204,242
45-3545-1	Conduit	87
45-3545-15	Conduit	79-80,87,204,242
45-3545-25	Conduit	79-80,87,204,242
45-40-15	Conduit	204,242
45415	Conduit	188
4552	Nozzle	114
45-564-1	Conduit	87
45-564-15	Conduit	79-80,87,242
45-564-25	Conduit	79-80,87,242
4572	Nozzle	114
4580	Tip Holder	114
4591	Nozzle	187-188
4592	Nozzle	187-188
45C	Set Screw 8-32 x 1/4”	45,65
45H-332-1	Conduit	87
45H-332-15	Conduit	79-80,87,204,242
45H-764-1	Conduit	87
45H-764-15	Conduit	79-80,87,242
45IN	Insulator	83,85,87
45ITPL	Long Int. Tube	83,85,87
45ITPS	Short Int. Tube	83,85,87
45OTL	Outer Tube Long	83,85,87
45OTS	Outer Tube Short	83,85,87
45V03	Power Cable	133,135,137
45V03R	Power Cable	133,135,137,142
45V04	Power Cable	133,135,137
45V04R	Power Cable	133,135,137,142
45V04R-50	Power Cable	133
45V07	Water Hose	133,135,137
45V07R	Water Hose	133,135,137,142
45V08	Water Hose	133,135,137
45V08R	Water Hose	133,135,137,142
45V08R-50	Water Hose	133
45V09	Gas Hose	133,135,137
45V09R	Gas Hose	125,129,133, 135,137,142
45V10	Gas Hose	133,135,137
45V10R	Gas Hose	125,129,133, 135,137,142
45V10R-50	Gas Hose	133
45V11	Adapter	127,131,133,135, 137,141-142,146
45V116	XL Gas Lens	145
45V116S	XL Stubby G/L	145
45V24	Gas Lens	145
45V25	Gas Lens	145
45V26	Gas Lens	145
45V27	Gas Lens	145
45V28	Gas Lens	145
45V29	Gas Lens	145
45V41	Gas Lens	145
45V42	Gas Lens	145
45V43	Gas Lens	145
45V44	Gas Lens	145
45V45	Gas Lens	145
45V62	Adapter	139,146
45V63	XL Gas Lens	145
45V63R	XL Gas Lens Kit	145

PART NO.	DESCRIPTION	PAGE NO.
45V64	XL Gas Lens	145
45V64S	XL Stubby G/L	145
4600	Gosseneck-Straight	115
4600M	Gooseneck-Straight	221
4635	Gas Diffuser	186-188
4635-116	Gas Diffuser	187
4638	New Style Assy	114
4640	Adapter Sleeve	114,117
4641	Spacer	114,117
4645	Gooseneck 45°	115
4645M	Gooseneck 45°	221
4675	Assembly-Straight	115
4675M	Gooseneck	221
4676	Gooseneck	115
4676M	Gooseneck	221
46C	Cap Screw 1/4-20 x 5/8”	45,65
46V28-2	2 PC. Power Cable	139
46V28R	Power Cable	139,147
46V30-2	2 PC. Power Cable	139
46V30R	Power Cable	139,147
46V30R-50	Power Cable	139
48 Inch	48” Extension	206
4925	Flexible Barrel	114
4925HD	HD Flex Barrel	115
4925M	HD Flex Barrel	221
4975	HD Flex Barrel	115
4975M	HD Flex Barrel	221
49V22	XL Gas Lens	145
49V23	XL Gas Lens	145
49V24	XL Gas Lens	145
49V25	XL Gas Lens	145
49V26	XL Gas Lens	145
49V27	XL Gas Lens	145
49V28	XL Gas Lens	145
5 INCH	Extension	206
500-052-10	Mig Gun	78
500-052-12	Mig Gun	78
500-052-15	Mig Gun	78
500-052-20	Mig Gun	78
500-052-25	Mig Gun	78
500-10	Cable Assy	79,87,243
500-116-10	Mig Gun	78
500-116-12	Mig Gun	78
500-116-15	Mig Gun	78
500-116-20	Mig Gun	78
500-116-25	Mig Gun	78
500-12	Cable Assy	79,87,243
500-15	Cable Assy	79,87,243
50020	Flow Tester	45,53
500-20	Cable Assy	79,87
500-25	Cable Assy	79,87
500-332-10	Mig Gun	78
500-332-12	Mig Gun	78
500-332-15	Mig Gun	78
500-3545-10	Mig Gun	78
500-3545-12	Mig Gun	78
500-3545-15	Mig Gun	78
500-3545-20	Mig Gun	78
500-3545-25	Mig Gun	78
500-564-10	Mig Gun	78
500-564-12	Mig Gun	78
500-564-15	Mig Gun	78
500-564-20	Mig Gun	78
500-564-25	Mig Gun	78
500-764-10	Mig Gun	78
500-764-12	Mig Gun	78
500-764-15	Mig Gun	78
500CK	Cloth Wrap Cable, Bulk	79,87
500K	Cable, Bulk	243
505-180	Gooseneck	233
505-22	Gooseneck	87,233
505-45	Gooseneck	87,233
505-60	Gooseneck	87,233
50CT	Gas Diffuser	61-62
51	Gas Diffuser	31-32,239
5109	Red Liner	117
511-0001	Idler Roll	191
511-0016	Drive Roll	191
511-0101	Drive Roll	191
51-23	Gas Diffuser	31-32,239

PART NO.	DESCRIPTION	PAGE NO.
51-3/8-24	Gas Diffuser	37,239
5133	Green Liner	117
5134	White Liner	117
516-24	Screw	31,94
52	Gas Diffuser	37-39,189,198, 235,239
52-23	Gas Diffuser	37,39,198,239
52FN	Gas Diffuser	37,39,189,198,239
52FNM10	Gas Diffuser	31,239
52HD	Gas Diffuser	49-50
52M10	Gas Diffuser	31,239
530-8026B	Contactor	210,267-268
533JL	Jumper Link (Set)	266
533U10	Contactor	266-269
533U20	Contactor	210,266-268
533U20S6	Contactor	267-268
533U30	Contactor	266
53CT	Gas Diffuser	61-62,65,69,73
53N04	Wire Tie	131,133,135,137,142
53N100	Cup	144
53N14	Collet	145
53N15	Collet	145
53N150	Alumina Cup 1-1/2”	144
53N16	Collet	145
53N17	Collet Body	145
53N18	Collet Body	145
53N19	Collet Body	145
53N22	Cup Gasket	135
53N23	Lava Cup,.165	144
53N24	Lava Cup, #4	144
53N25	Lava Cup, #5	144
53N26	Lava Cup, #6L	144
53N27	Lava Cup, #6	144
53N28	Lava Cup, #4L	144
53N43	Adapter	135,146
53N58	Cup	144
53N59	Cup	144
53N60	Cup	144
53N61	Cup	144
53N61S	Cup	144
53N62	Collet	145
53N63	Collet	145
53N64	Collet	145
53N66	Insulator	135
53N87	Cup	144
53N87L	Cup	144
53N87XL	Cup	144
53N87XXL	Cup	144
53N88	Cup	144
53N88L	Cup	144
53N88XL	Cup	144
53N88XXL	Cup	144
53N89	Cup	144
54A	Gas Diffuser	55,58-59,83,189, 198,239,241
54A16	Gas Diffuser	55,58,83,239,241
54AMT	400 amp Head	83
54AMTHD	HD 450 Amp Head	85
54C	Gas Diffuser	55,58,83,239
54N01	Insulator	129,131,139
54N14	Cup	144
54N14L	Cup, Long	144
54N15	Cup	144
54N15L	Cup, Long	144
54N16	Cup	144
54N16L	Cup, Long	144
54N17	Cup	144
54N17L	Cup, Long	144
54N18	Cup	144
54N19	Cup	144
54N20	Collet	145
54N31	Ceramic Cup 1/2 I.D.	144
54N32	Ceramic Cup 7/16 I.D.	144
54N33	Ceramic Cup 3/8 I.D.	144
54N34	Ceramic Cup 5/16 I.D.	144
54N35	Ceramic Cup 1/4 I.D.	144
54N36	Ceramic Cup 11/16 I.D.	144
54N63	Insulator	129,131,139
54N63-20	Insulator	125,133,137
54P	Use 54C	.

PART NO.	DESCRIPTION	PAGE NO.
54TAMT	Gooseneck-Head	83,85,87
54V66	Screen 250 Mesh	145
54V67	Screen 100 Mesh	145
55	Gas Diffuser	79-80,87,198,239
5520A	Air Line Filter	244
5524	Air Line Regulator	244
55AMT	500 amp Head	87
55AMT-B	Adapter	86
55H	Gas Diffuser	79-80,87,198,239
55HD	HD Gas Diffuser	43
55SW	Gas Diffuser	79-80,87,198,239
56W	Gas Diffuser	91-92
56Y38R	Power Cable	135
56Y44	Back Cap	127,146
56Y45	Back Cap	127,146
56Y97R	Power Cable	135
5710120	Retaining Cap	245
57HD	HD Gas Diffuser	63,69-70,73-74, 85,115,189-190,221
57HD-LG	Liner Gauge	44-45,48-49,64-65, 68-69,72-73
57N45	Collet	145
57N46	Collet	145
57N47	Collet	145
57N48	Collet	145
57N49	Collet	145
57N50	Collet	145
57N51	Collet	145
57N56	Gasket	141
57N74	Cup	144
57N74L	Cup	144
57N74XL	Cup	144
57N74XXL	Cup	144
57N75	Cup	144
57N75L	Cup	144
57N75XL	Cup	144
57N75XXL	Cup	144
57Y01-2	2 PC. Power Cable	125,129
57Y01PF	Pro Flex Power Cable	125,129
57Y01R	Power Cable	125,129,147
57Y02	Back Cap	129,131,139,146
57Y03-2	2 PC. Power Cable	125,129
57Y03PF	Pro Flex Power Cable	125,129
57Y03R	Power Cable	125,129,147
57Y03R-50	Power Cable	129
57Y04	Back Cap	129,131,139,146
58	Gas Diffuser	107
598721	Nozzle	192
598739	Nozzle	192
598882	Cup Gasket	125,133,137
6 INCH	Extension	206
6000B	Use 6000BCK	.
6000BCK	PC Board	118
600-12	Hose Cable Assy.	91
600-15	Hose Cable Assy.	91
600218R	Drive Roll	193
600219R	Drive Roll	193
60031801-1	AMT Torch Holder	83
60080	Use 020189-1	.
6010	Resistor	118
6011	Varistor Assy	119
601-12	Outer Cover Assy.	91
601-15	Outer Cover Assy.	91
6013	Resistor	118
60-180	Gooseneck	61,63
601879	Nut	222
602-12	Power Cable Assy.	91
602-15	Power Cable Assy.	91
6022	Current Relay	118
60-22	Swivel Gooseneck	61
6023	Reed Switch	118
60-30	Gooseneck	61,63
603-12	Conduit Assy.	91
603-15	Conduit Assy.	91
604-12	Hose Assy.	91
604-15	Hose Assy.	91
60-45	Gooseneck	61,63
604523	Plug	231
60-45-9HD	HD Gooseneck	63
60-45HD	HD Gooseneck	63

PROFAX PRODUCT INDEX

PART NO.	DESCRIPTION	PAGE NO.
604612	Screw	221
605-12	Switch Assy.	91
605-15	Switch Assy.	91
605797	Plug	226,231
605855	Use 533U20	.
605960	Rheostat	223
606	Hose Assy.	91
60-60	Gooseneck	61,63
60-60-9HD	HD Gooseneck	63
60-60HD	HD Gooseneck	63
608W	Block Assy.	91
60FC180	Jacketed Conductor Tube 180°	65
60FC30	Jacketed Conductor Tube 30°	65
60FC45	Jacketed Conductor Tube 45° (6" Long)	65
60FC60	Jacketed Conductor Tube 60° (6" Long)	65
6100	Fuse Holder	118-119,122
6101	Fuse	118-119
6102	Fuse	118
6104	Sensor Lead	118
615-0007	Conduit	191,204
615-0008	Conduit	191,204
615-0055	Liner	191
615-0057	Liner	191
615-0058	Liner	191
615-0068	Conduit	191,204
615-0284	Liner	191
615-0287	Liner	191
615-0316	Liner	191
615-0317	Liner	191
615-0337	Liner	191
615-0338	Liner	191
615-0601-15	Conduit	191
615-0601-25	Conduit	191
615-0601-50	Conduit	191
615-0620-15	Conduit 15' Teflon	191
615-0620-25	Conduit 25' Teflon	191
615-0620-50	Conduit 50' Teflon	191
6182	Cable	118-119
6183	Cable	118-119
6185	Line Cord	118-119
61N26	Nozzle	192
61N36	Contact Tip	192
61N37	Contact Tip	192
61N38	Contact Tip	192
61N39	Contact Tip	192
61N40	Contact Tip	192
61N42	Contact Tip	192
621-0001	Contact Tip	190
621-0002	Contact Tip	190
621-0003	Contact Tip	190
621-0017	Extension	190
621-0075	Contact Tip	190
621-0076	Contact Tip	190
621-0153	Contact Tip	190
621-0157	Contact Tip	190
621-0161	Contact Tip	190
621-0162	Contact Tip	190
621-0163	Contact Tip	190
621-0164	Contact Tip	190
621-0166	Contact Tip	190
621-0167	Contact Tip	190
621-0248	Gas Cup	190
621-0249	Gas Cup	190
621-0250	Gas Cup	190
621-0286	Contact Tip	190
621-0325	Contact Tip	190
621-0326	Contact Tip	190
621-0327	Contact Tip	190
621-0390	Contact Tip	190
621-0391	Contact Tip	190
621-0392	Contact Tip	190
621-0393	Contact Tip	190
621-0394	Contact Tip	190
621-0423	Tip Extension	190
621-0424	Tip Extension	190
621-57HD	Adapter w/Insulator	190
623U20	Contactor	267-268
6255	Sensor Lead	118
6271	Relay	118-119
6272	Diode	118
6275	Relay	118
62A180	Conductor Tube	37,39,240
62A180BJ	Conductor Tube	188
62A180J	Conductor Tube	37,39,240
62A30BJ	Condustor Tube	188
62A45	Conductor Tube	37,39,240
62A45-9J	Conductor Tube	37
62A45BJ	Conductor Tube	188
62A45J	Conductor Tube	37,39,240
62A60	Conductor Tube	37,39,240
62A60BJ	Conductor Tube	188
62A60J	Conductor Tube	37,39,240
62A80	Conductor Tube	37,39,240
62A80BJ	Conductor Tube	188
62A80J	Conductor Tube	37
62FC180HD	Conductor Tube	45,47
62FC30HD	Conductor Tube	45,47
62FC45HD	Conductor Tube	45,47
62FC60HD	Conductor Tube	45,47
62N	Nipple	31,35,37,39,41, 45,49,51,53,65, 77,94,240,243
6314	Bridge Rectifier	118-119
63140229	Nut	193
63-180	Conductor Tube	240
63-180HDJ	Conductor Tube	49,51
63-180J	Conductor Tube	240
632793	Contact Tip	192
632794	Contact Tip	192
632795	Contact Tip	192
632796	Contact Tip	192
632797	Contact Tip	192
632798	Contact Tip	192
632799	Contact Tip	192
632800	Contact Tip	192
63-30HDJ	Conductor Tube	49,51
633108	Contact Tip	192
633109	Contact Tip	192
633110	Contact Tip	192
633JL	Jumper Link (Set)	266
633U10	Contactor	266-269
633U10S3	Contactor	267-268
633U20	Contactor	266-269
633U30	Contactor	266
63-45	Conductor Tube	240
63-45HDJ	Conductor Tube	49,51
63-45J	Conductor Tube	240
63-60	Conductor Tube	240
63-60HDJ	Conductor Tube	49,51
63-60J	Conductor Tube	240
636202	Potentiometer	193
636476	Power Cable	193
63-80	Conductor Tube	240
639526	Use 123U20	.
6400CK	Kit	205,223
6416	Transformer	118-119
6427	Contactor	223,266-269
6428	Contactor	118-119, 266-267,269
6428FS	Flash Suppressor	118-119
6429	Contactor	205,223,266-268
6430	Contactor	267-268
6431	Contactor	231,266-269
6431CK	Contactor	266
6458	Receptacle	118
6459	Plug	117
6461	Receptacle	119
64A180	Conductor Tube	55,58,240
64A180-9HDJ	Conductor Tube	73,75
64A180BJ	Conductor Tube	188
64A180J	Conductor Tube	55,58,240
64A180TJ	Conductor Tube	69,71
64A30	Conductor Tube	55,58,240
64A30BJ	Conductor Tube	188
64A30J	Conductor Tube	55,58,240
64A30TJ	Conductor Tube	69,71
64A45	Conductor Tube	55,58,240
64A45-4R-9HDJ	Conductor Tube	73,75
64A45-9HDJ	Conductor Tube	73,75
64A45-9J	Conductor Tube	55
64A45BJ	Conductor Tube	188
64A45J	Conductor Tube	55,58,240
64A45TJ	Conductor Tube	69,71
64A-4EX	Extension 4"	59,241
64A60	Conductor Tube	55,58,240
64A60-3R	Conductor Tube	55,58,240
64A60-3RJ	Conductor Tube	55,58,240
64A60-9HDJ	Conductor Tube	73,75
64A60-9J	Conductor Tube	55
64A60BJ	Conductor Tube	188
64A60J	Conductor Tube	55,58,240
64A60TJ	Conductor Tube	69,71
64A-6EX	Extension 6"	59,241
64A80	Conductor Tube	55,58,240
64A80BJ	Conductor Tube	188
64A80J	Conductor Tube	55,58,240
64A-8EX	Extension 8"	59,241
64AMT-174	Body w/Plug	82
64AMTN	Body w/Nipple	82
64CV180-9J	Jacketed Conductor Tube 180°	73
64CV180J	Jacketed Conductor Tube 180°	69
64CV30-9J	Jacketed Conductor Tube 30°	73
64CV30J	Jacketed Conductor Tube 30°	69
64CV45-9J	Jacketed Conductor Tube 45°	73
64CV45J	Jacketed Conductor Tube 45°	69
64CV60-9J	Jacketed Conductor Tube 60°	73
64CV60J	Jacketed Conductor Tube 60°	69
64FC180HD	Conductor Tube	65,67
64FC180HDL	Conductor Tube	67
64FC30HD	Conductor Tube	65,67
64FC30HDL	Conductor Tube	67
64FC45HD	Conductor Tube	65,67
64FC45HDL	Conductor Tube	67
64FC60HD	Conductor Tube	65,67
64FC60HDL	Conductor Tube	67
64ITNL	Internal Tube Long	83,85
64ITNS	Internal Tube Short	83,85
64N	Nipple	55,58,61,65,69, 71,73,75,83,85, 240,243
64SAMT-174	Short Body w/Plug	82
64SAMTN	Short Body w/Nipple	82
65-180	Conductor Tube	79-80,240
65-180J	Conductor Tube	79-80,240
65-22J	Conductor Tube	79-80,240
65-45	Conductor Tube	79-80,240
65-45J	Conductor Tube	79-80,240
65-60	Conductor Tube	79-80,240
65-60-3R	Conductor Tube	79-80,240
65-60-3RJ	Conductor Tube	79-80,240
65-60J	Conductor Tube	79-80,240
65-80	Conductor Tube	79-80,240
65-80J	Conductor Tube	80
65AMT-175	Body w/Plug	86
65AMTN	Body w/Nipple	86
65ITNL	Internal Tube Long	87
65ITNS	Internal Tube Short	87
65MAMT-175	Miniature Body	86-87
65N	Nipple	79-80,87,240,243
65SAMT-175	Short Body w/Plug	86
65SAMTN	500 Amp Body w/Nipple	86
66-180	Gooseneck	41,43
66-30	Gooseneck	41,43
66-45	Gooseneck	41,43
66-45HD	Conductor Tube	43
66-60	Gooseneck	41,43
66-60HD	Conductor Tube	43
66F	Female Quick Connect	91
66M	Male Quick Connect	91
66SW	Shock Washer	41-42,45-46
66W180	Gooseneck	91
66W50	Gooseneck	91
66W50S	Gooseneck	91
672162	Use 533U20S6	.
672669	Use 533U20	.
673312	Use 633U20	.
673458	Use 533U20	.
673502	Use 730U20	.

PART NO.	DESCRIPTION	PAGE NO.
678069	Use 533U20	.
678122	Use 533U20	.
6TAK-1	Adapter Assy	89
6TAK-351	Adapter Kit	89
6TAK-35-L23	Adapter Kit	88
6TAK-35-MS	Adapter Kit	88
6TLAK-1	Adapter Assy	89
6TLAK-351	Adpter Kit	89
6TLAK7-35	Adapter Kit	88
6TLAK7-35-LS	Adapter Kit	88
6TMSAK-35	Adapter Kit	88
7004	Terminal Strip	118-119
7008	Terminal Strip	118
7014	Bus Bar	119
7014A	Bus Bar	118
7014B	Bus Cable	118
7014C	Bus Bar	119
7026	Strain Relief	118-119
7083	Bushing	109
71	Neoprene Ins.	31
7-1/2 INCH	Extension	206
7161-10	10' Cord	229
7161-100	100' Cord	229
7161-25	25' Cord	229
7161-50	50' Cord	229
7161-75	75' Cord	229
7222	Potentiometer Nut	212,226
7279	Bushing	109
7-2850	Coolant	244
7-2850-55	Coolant	244
7-2851	Coolant	244
7-2851-55	Plasma Coolant 55 Gal Drum	244
7289	Bushing	109
7290	Guide	109
7291	Guide	109
7292	Guide	109
7293	Guide	109
7296	Guide	109
72A	Neoprene Ins.	37,243
7300	Gauge	170-171
7301	Gauge	170-171
7302	Gauge	170
7303	Sight Tube Kit	170
7304	Sight Tube Kit	170
730-8025B	Contactor	210,267-268
730-8029B	Contactor	210,267-268
730U10	Contactor	266-269
730U20	Contactor	266-269
7488	Contact Tip	186
7489	Contact Tip	186
7490	Contact Tip	186
7491	Contact Tip	186
7492	Contact Tip	186
7493	Contact Tip	186
7496	Contact Tip	186
7497	Contact Tip	186
7498	Contact Tip	186
74A	Neoprene Ins.	55,243
75	Neoprene Ins.	79,243
7757	DRIVE Roll	143
7757K	DRIVE Roll Kit	143
7758	DRIVE Roll	143
7758K	DRIVE Roll Kit	143
7760	DRIVE Roll	143
7760K	DRIVE Roll Kit	143
8004	Decal	118-119
8008	Decal	118
8-0527	O-ring	265
8-0531	O-ring	264-265
8-0532	O-ring	262-264
8-0538	O-ring	263
8-0556	O-ring	263
8-0557	O-ring	264
80SP	Handle	61
8-1100	Shield Cup	263
8-1101	Crown Shield Cup	263
8-1106	Liner w/8-1135	263
8-1108	Electrode Holder	263
8-1133	O-ring	263
8-1134	O-ring	263

PART NO.	DESCRIPTION	PAGE NO.
8-1135	O-ring	263
8-1152	O-ring	263
8-1164	Switch	260
8-1322	Switch Sheath	260
8-1373	Use 438U10	.
82	Handle	243
8-2151	Shield Cup	260
8-2152	Shield Cup	260
8-2159	Shield Cup	260
82C	Handle	37
82HD	Handle	49
82SP	Handle	41
8-3146	O-ring	265
8325A	Base	119
8328A	Cover	118-119
8329A	Base	118
8330A	Base	118
8331A	Base	119
8-3321	Tip, 1.2-.047	260
8333A	Cover	118
8334A	Base	118
8336A	Base	119
8-4007	Tip Wrench	261
8-4025	Lubricant	260-261,263,265
8-4259	Use 9-6006	.
845HD	Handle	73
84A	Handle	243
84C	Handle	55
84HD	Handle	69
84W87	O-ring	248
85	Handle	79,243
8-5143	Use 438U10	.
8-5525	O-ring	260-261
8-5526	Crown Cup	260
8-5570	O-ring	264
85W49	O-Ring	248
85W50	O-ring	127,146
85W51	O-ring	247
85WP13	Handle	127,146
85Z14	Collet	145
85Z15	Collet	145
85Z16	Collet	145
85Z17	Collet	145
85Z18	Collet	145
85Z19	Collet	145
8-6512	Gasket	264-265
8-6514	End Piece	265
8-6515	End Cap	264-265
8-6569	Gas Distributor	265
8-6571	Liner	265
8-6572	Tip	264-265
8-6575	Tip	264-265
8-6578	Electrode	265
8-6580	Tip	265
8-6581	Outer Insulator	265
8-6582	Tip	264-265
8-6586	Electrode	265
8-6615	Electrode Holder	265
8-6629	Tip	265
8-6648	Tip	265
86W	Handle	91
86W99	O-ring	249
87	Handle w/Screws	45
870133	Use 6431	.
870202	Use 6431	.
8-7061	Tip Wrench	264
8-7500	Shield Cup	262-264
8-7501	Gas Distributor	262-264
8-7502	Electrode	262-263
8-7503	Tip Cutting	262-264
8-7504	Tip Cutting	262-263
8-7505	Tip Cutting	262-263
8-7506	Tip Gouging	262-264
8-7507	Shield Cup, Crown	262-264
8-7508	Gas Distributor, Gouging	262-264
8-7510	Hand Torch Head	262-263
8-7514	Tip	264
8-7515	Tip	264
8-7575	Stand-Off	264
87-S	Support Spring	45,65

PART NO.	DESCRIPTION	PAGE NO.
88	Handle w/Screws	65
8999	Tool	119,122
8WMP	Mig Pliers	31,41,77
9	Torch Body	124-125
9 INCH	Extension	206
9001	PC Board	122
9002	Motor	122
9003	Motor	122
9004	Wire Drive Assy	121-122
9005	Wire Drive Assy	121-122
9006	Adapter Block	122
9007	Inlet Guide Holder	122
9008	Insulator	122
9009	Clamp	122
9010	Power Block	122
9011	Power Cable	122
9012	Base	122
9013	Hinged Cover	122
9014	Divider Panel	122
9015	Cover Hasp	122
9016	Front Panel	122
9017	Spindle Assembly	122
9018	Spool Support	122
9019	Faceplate	122
9020	Solenoid	122
9022	Power Switch	122
9023	Spacer Block	122
9024	Foot, Rubber	122
9025	Insulator	122
9026	Washer	122
9027	Grommet	122
9028	Potentiometer	122
9029	Insulator	122
9030	Knob	122
9031	Brake	122
9032	Outlet Insulator	122
9033	Receptacle	122
9034	Receptacle	122
9035	Terminal	122
9036	Label, Safety	122
9038	Fuse	122
9039	Fuse	122
9040	Fuse	122
9041	Terminal Strip	122
9042	Terminal Strip	122
9043	Jumper Terminal Strip	122
9044	Relay	119,122
9045	Transformer	121-122
9046	Plug	121
9047	Label, TS2	122
9048	Label, TS1	122
9049	Label, Fuses	122
9051	Label, Schematic	122
9052	Drive Roll	120-121,193
9053	Drive Roll	120-121,193
9054	Drive Roll	120,193
9055	Drive Roll	120,193
9056	Drive Roll	120,193
9057	Drive Roll	120,193
9058	Drive Roll	120,193
9059	Drive Roll	120,193
9060	Drive Roll	193
9061	Drive Roll	193
9062	Drive Roll	193
9063	Drive Roll	193
9069	Fitting	122
9070	Inlet Guide	120,143
9071	Inlet Guide	120,143
9072	Inlet Guide	120,143
9080	Outlet Guide	120,143
9081	Outlet Guide	120,143
9082	Outlet Guide	120,143
9085X	Outlet Guide	120
9086X	Outlet Guide	120
9087X	Outlet Guide	120
9095	Drive Roll Kit	120
9096	Drive Roll Kit	120
9097	Drive Roll Kit	120
9098	Drive Roll Kit	120
9099	Drive Roll Kit	120

PART NO.	DESCRIPTION	PAGE NO.
90T	Trigger w/Leads	41,61
91	Trigger Housing w/Screw	41,61
9100	Drive Roll Kit	120
9101	Drive Roll Kit	120
9-1028	Use 438U10S3	.
9-1038	Use 438U10	.
9-1067	Use 533U10	.
9110	Drive Roll Kit	120
9111	Drive Roll Kit	120
9112	Drive Roll Kit	120
9113	Drive Roll Kit	120
9114	Drive Roll Kit	120
9115	Drive Roll Kit	120
9116	Drive Roll Kit	120
9-12-2	Torch Package	124
9-1244	Use 730U20	.
9126	Screw	121
9127	Screw	121
9128	Key	121
9129	Gear Adapter	121
9-12PF	Torch Package	124
9-12R	Torch Package	124
9130	Screw	121
9131	Guide	120-121
9132	Axle	121
9133	Washer	121
9134	Axle	121
9135	Clip	121
9136	Gear Adapter	121
9137	Gear	121
9138	Screw	121
9139	Faceplate	122
9142	Label	122
9143	Housing	121
9144	Screw	121
9145	Arm	121
9146	Pin	121
9147	Spacer	121
9148	Spring	121
9149	Clip	121
9150	Adjuster	121
9151	Pin	121
9152	Snap Ring	121
9153	Housing	121
9154	Screw	121
9155	Pin	121
9156	Spring	121
9170	Nipple	122
9171	Thumb Screw	122
9172	Hose	122
9177	Insulator	122
91L	Locking Trigger Housing w/screws	41,61
92	Switch Assy	31,37,49,55, 69,73,94,243
9219	Plug	213
9225-10	Cable Assy	121
9225-100	Cable Assy	121
9225-25	Cable Assy	121
9225-50	Cable Assy	121
9226	Potentiometer (T10812-40)	212
9226-10	Cable Assy	121
9226-100	Cable Assy	121
9226-25	Cable Assy	121
9226-50	Cable Assy	121
9227-10	Cable Assy	121
9227-100	Cable Assy	121
9227-25	Cable Assy	121
9227-50	Cable Assy	121
9228-10	Cable Assy	121
9228-100	Cable Assy	121
9228-25	Cable Assy	121
9228-50	Cable Assy	121
9229-10	Cable Assy	121
9229-100	Cable Assy	121
9229-25	Cable Assy	121
9229-50	Cable Assy	121
9230-10	Cable Assy	121
9230-100	Cable Assy	121
9230-25	Cable Assy	121

PART NO.	DESCRIPTION	PAGE NO.
9230-50	Cable Assy	121
9231-10	Cable Assy	121
9231-100	Cable Assy	121
9231-25	Cable Assy	121
9231-50	Cable Assy	121
9232-10	Cable Assy	121
9232-100	Cable Assy	121
9232-25	Cable Assy	121
9232-50	Cable Assy	121
9233-10	Cable Assy	121
9233-100	Cable Assy	121
9233-25	Cable Assy	121
9233-50	Cable Assy	121
9237-10	Cable Assy	121
9237-100	Cable Assy	121
9237-25	Cable Assy	121
9237-50	Cable Assy	121
9242	Adapter	230
9243	Adapter	230
9245	Extension Cord	226
9246	Extension Cord	226
9247	Extension Cord	226
9248	Extension Cord	226
9249	Extension Cord	226
9250	PC Board	119
9252	PC Board	117
9-25-2	Torch Package	124
9-25PF	Torch Package	124
9-25R	Torch Package	124
9260	Terminal Strip Insulator	117
9273	Clamp	122
9-2863	O-ring	264-265
9293	Tig Arc Start Switch	153
9294	Tig Arc Start Switch	153
9-2956	O-ring	264-265
92C	Switch Kit	31,37,49,55, 69,73,94,243
9307	Adapter	212-213,216
931-0135	Liner	191
931-0137	Liner Package	191
9315	Cord	212-213,217
9316	Cord	212-213,217
9317	Cord	212-213,217
9318	Cord	212-213,217
9319	Cord	226-227,229
9324	Cord	229
9325	Potentiometer	226
9327	Tension Nut	212,226
9340	Pinion Gear	213,227
9341	Rubber Base Pad	213,227
9342	Screw	213,227
9343	Micro Switch	213,227
9344	Screw	213,227
9345	#6-32 X .1875 Screw	213,227
9346	Nylon Bearing	213,227
9347	Screw	213,227
9348	Rubber Bumper Pad	213,227
9349	Rubber Foot Pad	213,227
9350	Mount Bracket	213,227
9351	Spacer Nut	213,227
9352	Cable Clamp	213,227
9353	Top Cover	213,227
9354	Screw	213,227
9355	Insulation	213,227
9356	Inner Plate	213,227
9357	Pivit Rod Assembly	213,227
9358	Potentiometer Bracket	213
9359	Nameplate	227
9360	Nameplate LFC-870	213
9361	Spring For Foot Control	213,227
9362	Base	213,227
9363	Spur Gear Lever	213,227
9364	Cord	227
9365	25' Cord For LFC-870	213
9366	Screw	213,227
9367	Warning Label	213,227
9368	Potentiometer For LFC-870	213
9369	Potentiometer For MFC-14	227
9370	Warning Label	213,227
9371	Capacitor (LFC-870)	213,227

PART NO.	DESCRIPTION	PAGE NO.
9372	Heat Shrink 1 5/16 - 1 3/4	213,227
9375	Tig Arc Start Switch	153
9376	Tig Arc Start Switch	153
937U10	Contactor	266-267
937U10S3	Contactor	267-268
937U20	Contactor	266-268
9-4	Insert	125,133
9429	Receptacle	217
9431	Receptacle	217
9-4339	Gas Distributor	263
9-4340	Electrode	263
9-4341	Tip	263
9-4342	Tip	263
9-4343	Tip	263
9-4476	Tip	259
9450	Cord	228
9451	Cord	228
9452	Cord	228
9453	Cord	228
9454	Cord	228
9462	Cord	228
9463	Cord	228
9464	Cord	228
9465	Cord	228
9466	Cord	228
9467	Cord	228
9468	Cord	228
9469	Cord	228
9470	Cord	228
9471	Cord	228
9472	Cord	228
9473	Cord	228
9474	Cord	228
948142	Swirl Baffle	247
948178	Tool, Center Adjustment	249
948186	Heat Shield Cup	247,249
948317	O-Ring	248
948340	Contact Tip	192
948341	Contact Tip	192
9491	Tig Pen Liner .052	143
94C	Switch Kit	79,243
94R	Switch Assy	79,243
950368	Use 533U20	.
950790	O-ring	248
9516	Cord	217
9517	Cord	217
9518	Cord	217
9519	Cord	217
9520	Cord	217
9521	Cord	217
9522	Cord	217
9523	Cord	217
9524	Cord	217
9525	Cord	217
9526	Cord	217
9527	Cord	217
9531-10	10' Cord	214
9531-100	100' Cord	214
9531-25	25' Cord	214
9531-50	50' Cord	214
9531-75	75' Cord	214
9536	Cord	228
9537	Cord	228
9538	Cord	228
9539	Cord	228
9540	Cord	228
9-5522	Switch	261,263
9-5524	Use 5524	.
9-5586	Use 438U10	.
9-5617	Shield Cup	261
9-5618	Tip	261
9-5619	Electrode	261
9-5620	Electrode Wrench	261
9-5630	Shield Cup	260
9-5631	Tip	260
9-5633	Electrode	260
9-5635	Torch Body	260
9-5642	Torch Body	261
9-5643	Machine Torch Body	261
9-5694	Crown Shield Cup	261

PART NO.	DESCRIPTION	PAGE NO.
9-5702	Tip	261
9-5707	Tip	261
9-5708	Tip	261
9-5711	Electrode	261
9-5712	Drag Shield Cup	261
9-5718	Tip	260
9-5720	Electrode	260
9-5724	Tip	260
9-5746	Tip	264
9-5747	Tip	264
9-5748	Tip	264
9-5749	Electrode	264
9-5750	Shield Cup	264
9-5751	Tip	264
9-5753	Tip	264
9-5754	Electrode	264
9-5755	Tip, Gouging	264
9-5758	Shield Cup	264
9-5760	Electrode, O2	264
9577-100	100' Cord	229
9577-25	25' Cord	229
9577-50	50' Cord	229
9577-75	75' Cord	229
9-5779	Shield Cup	260
9-5780	Shield Cup, Metal	261
9-5781	Shield Cup, Phenolic	261
9578-100	100' Cord	229
9-5782	Tip	261
9578-25	25' Cord	229
9578-50	50' Cord	229
9578-75	75' Cord	229
9-5790	Shield Cup, Metal	264
9-5807	Hand Torch	259-260
9-5808	Hand Torch	259-260
9-5897	Tip	261
9-5898	Electrode	261
9-6000	Tip	260
9-6001	Tip	260
9-6002	Tip	260
9-6003	Shield Cup	259-260,263
9-6004	Shield Cup, Crown	259-260
9-6006	Electrode	259-260
9-6007	Gas Distributor	259-260
9-6099	Tip	259
9635-8 1/4	Liner	114
9-6500	Tip	259-260
9-6501	Tip	259-260,263
9-6502	Tip	260
9-6503	Shield Cup	259-260
9-6506	Electrode	259-260,263
9-6507	Gas Distributor	259-260,263
9666	Tig Arc Start Switch	152
9667	Tig Arc Start Switch	152
9676	Tig Arc Start Switch	152
9677	Tig Arc Start Switch	152
9680	Extension Cord	154,213
9681	Extension Cord	154,213
9682	Extension Cord	154,213
9683	Extension Cord	154,213
9688	Extension Cord	154,227
9689	Extension Cord	154,227
9690	Extension Cord	154,227
9691	Extension Cord	154,227
9694	Tig Arc Start Switch	153
9696	Tig Arc Start Switch	153
9698	Tig Arc Start Switch	153
9699	Tig Arc Start Switch	153
96S	Switch	91
96T	Trigger	91
96W97	O-ring	249
9703	Off/On Start Switch	152
9704	Off/On Start Switch	152
9705	Off/On Start Switch	152
9706	Off/On Start Switch	152
9707	Off/On Start Switch	153
9708	Off/On Start Switch	153
9709	Off/On Start Switch	153
9710	Off/On Start Switch	153
9711	Off/On Start Switch	153
9713	Off/On Start Switch	153

PART NO.	DESCRIPTION	PAGE NO.
9715	Off/On Start Switch	153
9733-100	100' Cord	229
9733-25	25' Cord	229
9733-50	50' Cord	229
9733-75	75' Cord	229
9735-100	100' Cord	229
9735-25	25' Cord	229
9735-50	50' Cord	229
9735-75	75' Cord	229
9-7501	Spring	262-263
9-7726	Tip	262,264
9-7728	Tip	263-264
9774-10	10' Cord	229
9774-100	100' Cord	229
9774-25	25' Cord	229
9774-50	50' Cord	229
9774-75	75' Cord	229
9774-80	80' Cord	229
97T	Trigger Assembly	45,65
9806	Off/On Start Switch	153
9813	Potentiometer	226
9814	Knob	212,226
98220332	AUX. Switch	266
98220337	AUX. Switch	266
9-8400	Cup	262
9-8401	Gas Distributor	262
9-8402	Electrode	262,264
9-8406	Tip	264
9-8407	Electrode	262,264
9-8411	Tip	262
9-8412	Tip	262
9-8415	Stand-Off	262
9-8416	Tip	262
98W18	O-ring	129,131,139,146
98W77	O-ring	125,133,146
994092	O-ring	249
995795	XL Gas Lens	145
995795S	XL Stubby G/L	145
996104	Contact Tip	192
996105	Contact Tip	192
996106	Contact Tip	192
996107	Contact Tip	192
996108	Contact Tip	192
9962	Use 9962-I Or 9962-D	.
996816	Contact Tip	192
996994	Contact Tip	192
996995	Contact Tip	192
996996	Contact Tip	192
996997	Contact Tip	192
996998	Contact Tip	192
996999	Contact Tip	192
997783	Tip	249
997784	Electrode	249
998893	Nozzle	192
998894	Nozzle	192
998895	Nozzle	192
999257	Cap	249
999259	Collet	249
999261	Heat Shield	249
999263	Tip	249
999264	Tip	249
999266	Electrode Centering Tool	249
999270	Torch	249
999398	Tip Nut	193
999452	Adapter	192
999471	Nozzle	192
999472	Nozzle	192
999578	Contact Tip	192
999586	Spacer	249
999742	Contact Tip	192
9F	Torch Body	124-125
9F-12-2	Torch Package	124
9F-12PF	Torch Package	124
9F-12R	Torch Package	124
9F-25-2	Torch Package	124
9F-25PF	Torch Package	124
9F-25R	Torch Package	124
9FV	Torch Body	124-125
9FV-12-2	Torch Package	124
9FV-12PF	Torch Package	124

PART NO.	DESCRIPTION	PAGE NO.
9FV-12R	Torch Package	124,147
9FV-12R-TTC	Torch Package	124,147
9FV-25-2	Torch Package	124
9FV-25PF	Torch Package	124
9FV-25R	Torch Package	124,147
9FV-25R-TTC	Torch Package	124,147
9FV-50R	Torch Package	124
9P	Torch Body	124-125
9P-12-2	Torch Package	124
9P-12R	Torch Package	124
9P-25-2	Torch Package	124
9P-25R	Torch Package	124
9V	Torch Body	124-125
9V-12-2	Torch Package	124
9V-12PF	Torch Package	124
9V-12R	Torch Package	124,147
9V-12R-TTC	Torch Package	124,147
9V-25-2	Torch Package	124
9V-25PF	Torch Package	124
9V-25R	Torch Package	124,147
9V-25R-TTC	Torch Package	124,147
A-14-24	Screw	89
A-1946	Guide	109
A-1950	Slide	109
A-1951	Plate, Slide	109
A-1952	Spring	109
A-1986	Kit	109
A-2089	Use QCM Connector	.
A-532-24	Screw	31,35,37,41,45,49,53, 55,61,65,69,73,77, 79,83,85,87,94,243
A53N23	Cup	144
A53N24	Cup	144
A53N25	Cup	144
A53N27	Cup	144
A796F70	Cup	144
A796F71	Cup	144
A796F72	Cup	144
A796F73	Cup	144
A796F74	Cup	144
A796F75	Cup	144
A796F76	Cup	144
A796F77	Cup	144
A796F79	Cup	144
AEC 1000HOB	Hobart Adapter	96,98
AEC 1000MLR	Miller Adapter	98
AEC 1001MLR	Adapter	96
AEC 200	1# Spool Gun w/o Cables	110,112-113
AEC 200-1	Control Box	112,118
AEC 200-1P	Control Box	112,118
AEC 200-2	Control Box	112-113,118
AEC 200-36	Spool Gun	110,112
AEC 200-36L	Spool Gun	110,112-113
AEC 200-36P	Spool Gun	112
AEC 200-3A	Control Box	112-113,118
AEC 200-4	Spool Gun	111-113
AEC 200-4C	Control Box	111-113,119
AEC 200-4DM	Spool Gun	110,112-113
AEC 200-4DMX	Spool Gun	112
AEC 200-64	Spool Gun	110,112-113
AEC 200-64P	Spool Gun	112
AEC 200-C	Contactor Box	112-113,119
AEC 200-LVC	Control Box	112-113,119
AEC 550	Subarc	104-105
AEC 550HD	Subarc	105
AEC-3000	Torch Assy	158-159
AEC-3000-1	Torch Assy	158-159
AEC-3000-12-1	Torch Assy	158
AEC-3001	Torch	158
AEC-302	Cable Assy	159,161
AEC-302-1	Cable Assy	159,161,163
AEC-3-028	Male Connector	159,161
AEC-3-029	Female Connector	159,161,163
AEC-303	Insulator Assy	159,165
AEC-304	Lower Body	159,165
AEC-3-040	Hose Extension	159,161,163, 165,167
AEC-3-041-TW	Cable Extension	159,161,163, 165,167

PART NO.	DESCRIPTION	PAGE NO.
AEC-3-042	Cable Extension	159,161,163, 165,167
AEC-3-045CF	Insulation Kit	159,161,163, 165,167
AEC-305	Head	159,161,163
AEC-305F	Flat Head	159,161,163
AEC-307	Upper Arm	159,165
AEC-308	Lever w/Screws	159,165
AEC-309	Spring Assy	159,165
AEC-311	Boot	159,161,163
AEC-312	Insulator Block	159,161,163, 165,167
AEC-312-1	Cable Assy	159,161,163
AEC-316-1R	O-ring	159,161,163, 165,167
AEC-316R	Spool Assy	159,161,163, 165,167
AEC-316T	O-ring repair tool	159,161,163, 165,167
AEC-321	Swivel Assy	159,161,163
AEC-322	Swivel Stem	159,161,163
AEC-323	Swivel Nut	159,161,163
AEC-326	Swivel Spring	159,161,163
AEC-327	Swivel Bushing	159,161,163
AEC-350	Handle	159,165
AEC-3500	Torch Assy	160
AEC-3500-1	Torch Assy	160
AEC-3500-12-1	Torch Assy	160
AEC-3501	Torch	160
AEC-354	Lower Body	161
AEC-375	Handle	161,167
AEC-40	Adapter	163
AEC-4000-1	Torch Assy	162
AEC-4000-12-1	Torch Assy	162
AEC-4001	Torch	162
AEC-403	Insulator Assy	161,163,167
AEC-404	Lower Body	163
AEC-407	Upper Arm	161,163,167
AEC-408	Lever w/Screws	161,163,167
AEC-409	Spring	161,163,167
AEC-410	Pin	161,163,167
AEC-450	Handle	163
AEC-4500-1	Torch Assy	162
AEC-4500-12-1	Torch Assy	162
AEC-4501	Torch	162
AEC-454	Lower Body	163
AEC-5000	Torch Assy	164
AEC-5000-1	Torch Assy	164
AEC-5000-12-1	Torch Assy	164
AEC-5001	Torch	164
AEC-502	Cable Assy	165,167
AEC-502-1	Cable Assy	163,165,167
AEC-5-028	Male Connector	165,167
AEC-5-029	Female Connector	163,165,167
AEC-505	Head	163,165,167
AEC-505F	Flat Head	163,165,167
AEC-511	Boot	163,165,167
AEC-512-1	Cable Assy	163,165,167
AEC-521	Swivel Assy	163,165,167
AEC-522	Swivel Stem	163,165,167
AEC-523	Swivel Nut	163,165,167
AEC-526	Swivel Spring	163,165,167
AEC-527	Swivel Bushing	163,165,167
AEC-544	Lower Body	167
AEC-5500	Torch Assy	166
AEC-5500-1	Torch Assy	166
AEC-5500-12-1	Torch Assy	166
AEC-5501	Torch	166
AK-1	Kit For 9	151
AK-2	Kit For 17	151
AK-3	Kit For 18 & 26	151
AK-353	Gas Hose	89
AK-353-2	Nipple Adapter	89
AK-353-2A	Clamp	35,53,77,81,89
AK-354	Control Cord	35,53,77,81,89
AK-354-TA	Control Plug, Thermal Arc,8 Pin	89
AK-4	Kit For 20	151
AK-5	Kit For 24	151
AK-5W	Kit For 24W	151
AL187	3/16" Hex Wrench	45,65

PART NO.	DESCRIPTION	PAGE NO.
AL-300-25	Wrench	37,41,49,55,61, 69,73,79,82, 84,86,243
AL-300-532	Wrench	31,94
AMT400-116-10	AMT Gun	82
AMT400-116-12	AMT Gun	82
AMT400-116-15	AMT Gun	82
AMT400-116-2	AMT Gun	82
AMT400-116-20	AMT Gun	82
AMT400-116-25	AMT Gun	82
AMT400-116-4	AMT Gun	82
AMT400-116-6	AMT Gun	82
AMT400-116-8	AMT Gun	82
AMT400-3545-10	AMT Gun	82
AMT400-3545-12	AMT Gun	82
AMT400-3545-15	AMT Gun	82
AMT400-3545-2	AMT Gun	82
AMT400-3545-20	AMT Gun	82
AMT400-3545-25	AMT Gun	82
AMT400-3545-4	AMT Gun	82
AMT400-3545-6	AMT Gun	82
AMT400-3545-8	AMT Gun	82
AMT400-564-10	AMT Gun	82
AMT400-564-12	AMT Gun	82
AMT400-564-15	AMT Gun	82
AMT400-564-2	AMT Gun	82
AMT400-564-20	AMT Gun	82
AMT400-564-4	AMT Gun	82
AMT400-564-6	AMT Gun	82
AMT400-564-8	AMT Gun	82
AMT500-116-10	AMT Gun	86
AMT500-116-12	AMT Gun	86
AMT500-116-15	AMT Gun	86
AMT500-116-2	AMT Gun	86
AMT500-116-20	AMT Gun	86
AMT500-116-25	AMT Gun	86
AMT500-116-4	AMT Gun	86
AMT500-116-6	AMT Gun	86
AMT500-116-8	AMT Gun	86
AMT500-332-10	AMT Gun	86
AMT500-332-12	AMT Gun	86
AMT500-332-15	AMT Gun	86
AMT500-332-2	AMT Gun	86
AMT500-332-4	AMT Gun	86
AMT500-332-6	AMT Gun	86
AMT500-332-8	AMT Gun	86
AMT500-3545-10	AMT Gun	86
AMT500-3545-12	AMT Gun	86
AMT500-3545-15	AMT Gun	86
AMT500-3545-2	AMT Gun	86
AMT500-3545-20	AMT Gun	86
AMT500-3545-25	AMT Gun	86
AMT500-3545-4	AMT Gun	86
AMT500-3545-6	AMT Gun	86
AMT500-3545-8	AMT Gun	86
AMT500-564-10	AMT Gun	86
AMT500-564-12	AMT Gun	86
AMT500-564-15	AMT Gun	86
AMT500-564-2	AMT Gun	86
AMT500-564-20	AMT Gun	86
AMT500-564-25	AMT Gun	86
AMT500-564-4	AMT Gun	86
AMT500-564-6	AMT Gun	86
AMT500-564-8	AMT Gun	86
AMT500-764-10	AMT Gun	86
AMT500-764-12	AMT Gun	86
AMT500-764-15	AMT Gun	86
AMT500-764-2	AMT Gun	86
AMT500-764-4	AMT Gun	86
AMT500-764-6	AMT Gun	86
AMT500-764-8	AMT Gun	86
AMTLN400-116-10	AMT Gun Lincoln	83
AMTLN400-116-12	AMT Gun Lincoln	83
AMTLN400-116-15	AMT Gun Lincoln	83
AMTLN400-116-2	AMT Gun Lincoln	83
AMTLN400-116-20	AMT Gun Lincoln	83
AMTLN400-116-25	AMT Gun Lincoln	83
AMTLN400-116-4	AMT Gun Lincoln	83
AMTLN400-116-6	AMT Gun Lincoln	83
AMTLN400-116-8	AMT Gun Lincoln	83
AMTLN400-3545-10	AMT Gun Lincoln	83
AMTLN400-3545-12	AMT Gun Lincoln	83
AMTLN400-3545-15	AMT Gun Lincoln	83
AMTLN400-3545-2	AMT Gun Lincoln	83
AMTLN400-3545-20	AMT Gun Lincoln	83
AMTLN400-3545-25	AMT Gun Lincoln	83
AMTLN400-3545-4	AMT Gun Lincoln	83
AMTLN400-3545-6	AMT Gun Lincoln	83
AMTLN400-3545-8	AMT Gun Lincoln	83
AMTLN400-52-25	AMT Gun Lincoln	83
AMTLN400-564-10	AMT Gun Lincoln	83
AMTLN400-564-12	AMT Gun Lincoln	83
AMTLN400-564-15	AMT Gun Lincoln	83
AMTLN400-564-2	AMT Gun Lincoln	83
AMTLN400-564-20	AMT Gun Lincoln	83
AMTLN400-564-4	AMT Gun Lincoln	83
AMTLN400-564-6	AMT Gun Lincoln	83
AMTLN400-564-8	AMT Gun Lincoln	83
AMTLN500-116-10	AMT Gun Lincoln	86
AMTLN500-116-12	AMT Gun Lincoln	86
AMTLN500-116-15	AMT Gun Lincoln	86
AMTLN500-116-2	AMT Gun Lincoln	86
AMTLN500-116-20	AMT Gun Lincoln	86
AMTLN500-116-25	AMT Gun Lincoln	86
AMTLN500-116-4	AMT Gun Lincoln	86
AMTLN500-116-6	AMT Gun Lincoln	86
AMTLN500-116-8	AMT Gun Lincoln	86
AMTLN500-332-10	AMT Gun Lincoln	86
AMTLN500-332-12	AMT Gun Lincoln	86
AMTLN500-332-15	AMT Gun Lincoln	86
AMTLN500-332-2	AMT Gun Lincoln	86
AMTLN500-332-4	AMT Gun Lincoln	86
AMTLN500-332-6	AMT Gun Lincoln	86
AMTLN500-332-8	AMT Gun Lincoln	86
AMTLN500-3545-10	AMT Gun Lincoln	86
AMTLN500-3545-12	AMT Gun Lincoln	86
AMTLN500-3545-15	AMT Gun Lincoln	86
AMTLN500-3545-2	AMT Gun Lincoln	86
AMTLN500-3545-20	AMT Gun Lincoln	86
AMTLN500-3545-25	AMT Gun Lincoln	86
AMTLN500-3545-4	AMT Gun Lincoln	86
AMTLN500-3545-6	AMT Gun Lincoln	86
AMTLN500-3545-8	AMT Gun Lincoln	86
AMTLN500-564-10	AMT Gun Lincoln	86
AMTLN500-564-12	AMT Gun Lincoln	86
AMTLN500-564-15	AMT Gun Lincoln	86
AMTLN500-564-2	AMT Gun Lincoln	86
AMTLN500-564-20	AMT Gun Lincoln	86
AMTLN500-564-25	AMT Gun Lincoln	86
AMTLN500-564-4	AMT Gun Lincoln	86
AMTLN500-564-6	AMT Gun Lincoln	86
AMTLN500-564-8	AMT Gun Lincoln	86
AMTLN500-764-10	AMT Gun Lincoln	86
AMTLN500-764-12	AMT Gun Lincoln	86
AMTLN500-764-15	AMT Gun Lincoln	86
AMTLN500-764-2	AMT Gun Lincoln	86
AMTLN500-764-4	AMT Gun Lincoln	86
AMTLN500-764-6	AMT Gun Lincoln	86
AMTLN500-764-8	AMT Gun Lincoln	86
AMTM400-116-10	AMT Gun MILLER	83
AMTM400-116-12	AMT Gun MILLER	83
AMTM400-116-15	AMT Gun MILLER	83
AMTM400-116-2	AMT Gun MILLER	83
AMTM400-116-20	AMT Gun MILLER	83
AMTM400-116-25	AMT Gun MILLER	83
AMTM400-116-4	AMT Gun MILLER	83
AMTM400-116-6	AMT Gun MILLER	83
AMTM400-116-8	AMT Gun MILLER	83
AMTM400-3545-10	AMT Gun MILLER	83
AMTM400-3545-12	AMT Gun MILLER	83
AMTM400-3545-15	AMT Gun MILLER	83
AMTM400-3545-2	AMT Gun MILLER	83
AMTM400-3545-20	AMT Gun MILLER	83
AMTM400-3545-25	AMT Gun MILLER	83
AMTM400-3545-4	AMT Gun MILLER	83
AMTM400-3545-6	AMT Gun MILLER	83
AMTM400-3545-8	AMT Gun MILLER	83
AMTM400-564-10	AMT Gun MILLER	83
AMTM400-564-12	AMT Gun MILLER	83
AMTM400-564-15	AMT Gun MILLER	83

PROFAX PRODUCT INDEX

PART NO.	DESCRIPTION	PAGE NO.
AMTM400-564-2	AMT Gun MILLER	83
AMTM400-564-20	AMT Gun MILLER	83
AMTM400-564-4	AMT Gun MILLER	83
AMTM400-564-6	AMT Gun MILLER	83
AMTM400-564-8	AMT Gun MILLER	83
AMTM500-116-10	AMT Gun MILLER	86
AMTM500-116-12	AMT Gun MILLER	86
AMTM500-116-15	AMT Gun MILLER	86
AMTM500-116-2	AMT Gun MILLER	86
AMTM500-116-20	AMT Gun MILLER	86
AMTM500-116-25	AMT Gun MILLER	86
AMTM500-116-4	AMT Gun MILLER	86
AMTM500-116-6	AMT Gun MILLER	86
AMTM500-116-8	AMT Gun MILLER	86
AMTM500-332-10	AMT Gun MILLER	86
AMTM500-332-12	AMT Gun MILLER	86
AMTM500-332-15	AMT Gun MILLER	86
AMTM500-332-2	AMT Gun MILLER	86
AMTM500-332-4	AMT Gun MILLER	86
AMTM500-332-6	AMT Gun MILLER	86
AMTM500-332-8	AMT Gun MILLER	86
AMTM500-3545-10	AMT Gun MILLER	86
AMTM500-3545-12	AMT Gun MILLER	86
AMTM500-3545-15	AMT Gun MILLER	86
AMTM500-3545-2	AMT Gun MILLER	86
AMTM500-3545-20	AMT Gun MILLER	86
AMTM500-3545-25	AMT Gun MILLER	86
AMTM500-3545-4	AMT Gun MILLER	86
AMTM500-3545-6	AMT Gun MILLER	86
AMTM500-3545-8	AMT Gun MILLER	86
AMTM500-564-10	AMT Gun MILLER	86
AMTM500-564-12	AMT Gun MILLER	86
AMTM500-564-15	AMT Gun MILLER	86
AMTM500-564-2	AMT Gun MILLER	86
AMTM500-564-20	AMT Gun MILLER	86
AMTM500-564-25	AMT Gun MILLER	86
AMTM500-564-4	AMT Gun MILLER	86
AMTM500-564-6	AMT Gun MILLER	86
AMTM500-564-8	AMT Gun MILLER	86
AMTM500-764-10	AMT Gun MILLER	86
AMTM500-764-12	AMT Gun MILLER	86
AMTM500-764-15	AMT Gun MILLER	86
AMTM500-764-2	AMT Gun MILLER	86
AMTM500-764-4	AMT Gun MILLER	86
AMTM500-764-6	AMT Gun MILLER	86
AMTM500-764-8	AMT Gun MILLER	86
AMTX400-116-10	AMT Gun EURO	83
AMTX400-116-12	AMT Gun EURO	83
AMTX400-116-15	AMT Gun EURO	83
AMTX400-116-2	AMT Gun EURO	83
AMTX400-116-20	AMT Gun EURO	83
AMTX400-116-25	AMT Gun EURO	83
AMTX400-116-4	AMT Gun EURO	83
AMTX400-116-6	AMT Gun EURO	83
AMTX400-116-8	AMT Gun EURO	83
AMTX400-3545-10	AMT Gun EURO	83
AMTX400-3545-12	AMT Gun EURO	83
AMTX400-3545-15	AMT Gun EURO	83
AMTX400-3545-2	AMT Gun EURO	83
AMTX400-3545-20	AMT Gun EURO	83
AMTX400-3545-25	AMT Gun EURO	83
AMTX400-3545-4	AMT Gun EURO	83
AMTX400-3545-6	AMT Gun EURO	83
AMTX400-3545-8	AMT Gun EURO	83
AMTX400-564-10	AMT Gun EURO	83
AMTX400-564-12	AMT Gun EURO	83
AMTX400-564-15	AMT Gun EURO	83
AMTX400-564-2	AMT Gun EURO	83
AMTX400-564-20	AMT Gun EURO	83
AMTX400-564-4	AMT Gun EURO	83
AMTX400-564-6	AMT Gun EURO	83
AMTX400-564-8	AMT Gun EURO	83
AW-409	Elbow Adapter	170
AW-427	Inert Gas Adapter	170
B600W	Torch Head	92
B600W-R	Torch Head w/Rack	92
B62A	Adapter Kit	189
B64A	Adapter Kit	189
B67A	Adapter Kit	189
B6IN	Insulator	189
BL-1S	Holder w/Momentary Switch	131, 139
BL-2S	Holder w/On/Off Switch	131,139
BR-580-HTG	Balloon Regulator	170
BR-FN	Flexible Nipple	170
BS-1S	Holder w/Momentary Switch	125, 129,133,137
BS-2S	Holder w/On/Off Switch	125,129, 133,137
BT-600	Water Cooled Machine Torch	92
BT-600-OR	O-ring	92
BT-600R	Water Cooled Machine Torch	92
C130GL-3035-10	Self-Shield Gun	95
C130GL-3035-12	Self-Shield Gun	95
C130GL-3035-15	Self-Shield Gun	95
C180-23-10	Mig Gun Century	34
C180-23-12	Mig Gun Century	34
C180-23-15	Mig Gun Century	34
C180-3035-10	Mig Gun Century	34
C180-3035-12	Mig Gun Century	34
C180-3035-15	Mig Gun Century	34
C180-4045-10	Mig Gun Century	34
C180-4045-12	Mig Gun Century	34
C180-4045-15	Mig Gun Century	34
C250-3035-10	Mig Gun Century	52
C250-3035-12	Mig Gun Century	52
C250-3035-15	Mig Gun Century	52
C250-4045-10	Mig Gun Century	52
C250-4045-12	Mig Gun Century	52
C250-4045-15	Mig Gun Century	52
CA180-23-10	Mig Gun Comparc	34
CA180-23-12	Mig Gun Comparc	34
CA180-23-15	Mig Gun Comparc	34
CA180-3035-10	Mig Gun Comparc	34
CA180-3035-12	Mig Gun Comparc	34
CA180-3035-15	Mig Gun Comparc	34
CA180-4045-10	Mig Gun Comparc	34
CA180-4045-12	Mig Gun Comparc	34
CA180-4045-15	Mig Gun Comparc	34
CA250-052-10	Mig Gun Comparc	52
CA250-052-12	Mig Gun Comparc	52
CA250-052-15	Mig Gun Comparc	52
CA250-3035-10	Mig Gun Comparc	52
CA250-3035-12	Mig Gun Comparc	52
CA250-3035-15	Mig Gun Comparc	52
CA250-4045-10	Mig Gun Comparc	52
CA250-4045-12	Mig Gun Comparc	52
CA250-4045-15	Mig Gun Comparc	52
CA400-052-10	Mig Gun Comparc	76
CA400-052-12	Mig Gun Comparc	76
CA400-052-15	Mig Gun Comparc	76
CA400-116-10	Mig Gun Comparc	76
CA400-116-12	Mig Gun Comparc	76
CA400-116-15	Mig Gun Comparc	76
CA400-3545-10	Mig Gun Comparc	76
CA400-3545-12	Mig Gun Comparc	76
CA400-3545-15	Mig Gun Comparc	76
CA400-564-10	Mig Gun Comparc	76
CA400-564-12	Mig Gun Comparc	76
CA400-564-15	Mig Gun Comparc	76
CA550-10LN	Cable assembly	104
CA550-10M	Cable assembly	104
CA550-15LN	Cable assembly	104
CA550-15M	Cable assembly	104
CA550-5LN	Cable assembly	104
CA550-5M	Cable assembly	104
CAAK-180	Conversion Kit Comparc®	35
CAAK-250	Conversion Kit Comparc®	53
CAK-180	Conversion Kit Century®	35
CBT-1/2	Tape	169
CBT-1/4	Tape	169
CBT-3/8	Tape	169
CBT-F	Ceramic Backing Tape	169
CFS-302	Foot Control Switch	175
CFS-404	Dual Foot Pedal	176,179
CK130GL-3035-10	Self-Shield Gun	95
CK130GL-3035-12	Self-Shield Gun	95
CK130GL-3035-15	Self-Shield Gun	95
CK180-23-10	Mig Gun Systematics	34
CK180-23-12	Mig Gun Systematics	34
CK180-23-15	Mig Gun Systematics	34
CK180-3035-10	Mig Gun Systematics	34
CK180-3035-12	Mig Gun Systematics	34
CK180-3035-15	Mig Gun Systematics	34
CK180-4045-10	Mig Gun Systematics	34
CK180-4045-12	Mig Gun Systematics	34
CK180-4045-15	Mig Gun Systematics	34
CK180N3545-10	Mig Gun Systematics	34
CK250-052-10	Mig Gun Systematics	52
CK250-052-12	Mig Gun Systematics	52
CK250-052-15	Mig Gun Systematics	52
CK250-3035-10	Mig Gun Systematics	52
CK250-3035-12	Mig Gun Systematics	52
CK250-3035-15	Mig Gun Systematics	52
CK250-3035-20	Mig Gun Systematics	52
CK250-3035-25	Mig Gun Systematics	52
CK250-4045-10	Mig Gun Systematics	52
CK250-4045-12	Mig Gun Systematics	52
CK250-4045-15	Mig Gun Systematics	52
CK250-4045-20	Mig Gun Systematics	52
CK250-4045-25	Mig Gun Systematics	52
CK250N3545-10	Mig Gun Systematics	52
CKAK-180	Conversion Kit	35
CO2 Heater	CO2 Heater	59,79,170
CO2 Heater 115V	CO2 Heater 115V	59,79,170
CO2 Heater 240V	CO2 Heater 240V	59,79,170
DCK	Dome Connector Kit	108
DD-114	Brush Seater	211
DOME-20	20” Dome	108
DOME-23	23” Dome	108
E130GL-3035-10	Self-Shield Gun	95
E130GL-3035-12	Self-Shield Gun	95
E130GL-3035-15	Self-Shield Gun	95
E180-23-10	Mig Gun ESAB	34
E180-23-12	Mig Gun ESAB	34
E180-23-15	Mig Gun ESAB	34
E180-3035-10	Mig Gun ESAB	34
E180-3035-12	Mig Gun ESAB	34
E180-3035-15	Mig Gun ESAB	34
E180-4045-10	Mig Gun ESAB	34
E180-4045-12	Mig Gun ESAB	34
E180-4045-15	Mig Gun ESAB	34
E250-052-10	Mig Gun ESAB	52
E250-052-12	Mig Gun ESAB	52
E250-052-15	Mig Gun ESAB	52
E250-3035-10	Mig Gun ESAB	52
E250-3035-12	Mig Gun ESAB	52
E250-3035-15	Mig Gun ESAB	52
E250-3035-20	Mig Gun ESAB	52
E250-3035-25	Mig Gun ESAB	52
E250-4045-10	Mig Gun ESAB	52
E250-4045-12	Mig Gun ESAB	52
E250-4045-15	Mig Gun ESAB	52
E250-4045-20	Mig Gun ESAB	52
E250-4045-25	Mig Gun ESAB	52
E400-052-10	Mig Gun ESAB	76
E400-052-12	Mig Gun ESAB	76
E400-052-15	Mig Gun ESAB	76
E400-052-20	Mig Gun ESAB	76
E400-052-25	Mig Gun ESAB	76
E400-116-10	Mig Gun ESAB	76
E400-116-12	Mig Gun ESAB	76
E400-116-15	Mig Gun ESAB	76
E400-116-20	Mig Gun ESAB	76
E400-116-25	Mig Gun ESAB	76
E400-3545-10	Mig Gun ESAB	76
E400-3545-12	Mig Gun ESAB	76
E400-3545-15	Mig Gun ESAB	76
E400-3545-20	Mig Gun ESAB	76
E400-3545-25	Mig Gun ESAB	76
E400-564-10	Mig Gun ESAB	76
E400-564-12	Mig Gun ESAB	76
E400-564-15	Mig Gun ESAB	76
E400-564-20	Mig Gun ESAB	76
E400-564-25	Mig Gun ESAB	76
EAK-180	Conversion Kit	35
EAK-250	Conversion Kit	53
EAK-400	Conversion Kit	77
EFC-14	Foot Control	193
EK101	EASYkleen DC Plus Machine	155

PART NO.	DESCRIPTION	PAGE NO.
EK102	EASYkleen Cleaning Solution 1 Gallon	155-156
EK-102	EASYkleen Cleaning Solution 1 Gallon	155-156
EK-102-5	EASYkleen Cleaning Solution 5 Gallon	155-156
EK-102-55	EASYkleen Cleaning Solution 55 Gallon	155-156
EK105	EASYkleen Spot Brush & Sleeve YEL (EK101)	155
EK106	EASYkleen Craftsman Brush RED (EK101)	155
EK107	EASYkleen Workman Brush BLK (EK101)	155
EK110	EASYkleen 9' Brush Lead & Handle (EK101)	155
EK111	Power Cord, 115V (EK101)	155
EK112	EASYkleen 9' Ground Clamp & Lead (EK101)	155
EK114	EASYkleen Master Brush BLUE (EK101)	155
EK-1-25R	Extension Kit	131,133,135, 137,142,150
EK1501	EASYKleen Pro S-15 (EK1501)	156
EK1530	EASYKleen Pro S Brush 5/Pk (EK1501)	156
EK1531	EASYKleen Pro M Brush 5/Pk (EK1501)	156
EK1540	EASYKleen Pro Handle and Lead (EK1501)	156
EK1541	EASYKleen Pro Clamp and Lead (EK1501)	156
EK1542	EASYKleen Pro 15 Amp IEC Power Lead (EK1501)	156
EK202	EASYkleen Silicone Sleeve (EK101)	155
EK2522	EASYKleen Pro Silicone Sleeve (EK1501)	156
EKHS	Heat Shrink	150
FC-210	Cable Assembly	45
FC-212	Cable Assembly	45
FC-215	Cable Assembly	45
FC-220	Cable Assembly	45
FC-225	Cable Assembly	45
FC250-052-10	Mig Gun	44
FC250-052-12	Mig Gun	44
FC250-052-15	Mig Gun	44
FC250-3035-10	Mig Gun	44
FC250-3035-12	Mig Gun	44
FC250-3035-15	Mig Gun	44
FC250-3035-20	Mig Gun	44
FC250-3035-25	Mig Gun	44
FC250-4045-10	Mig Gun	44
FC250-4045-12	Mig Gun	44
FC250-4045-15	Mig Gun	44
FC250-4045-20	Mig Gun	44
FC250-4045-25	Mig Gun	44
FC400-052-10	Mig Gun	64
FC400-052-12	Mig Gun	64
FC400-052-15	Mig Gun	64
FC400-052-20	Mig Gun	64
FC400-052-25	Mig Gun	64
FC400-116-10	Mig Gun	64
FC400-116-12	Mig Gun	64
FC400-116-15	Mig Gun	64
FC400-116-20	Mig Gun	64
FC400-116-25	Mig Gun	64
FC400-3545-10	Mig Gun	64
FC400-3545-12	Mig Gun	64
FC400-3545-15	Mig Gun	64
FC400-3545-20	Mig Gun	64
FC400-3545-25	Mig Gun	64
FC-410	Conductor Tube	65
FC-412	Conductor Tube	65
FC-415	Conductor Tube	65
FC-420	Conductor Tube	65
FC-425	Conductor Tube	65
FC55	Gas Diffuser	45-46
FC57	Gas Diffuser	65-66

PART NO.	DESCRIPTION	PAGE NO.
FC-5B EHD	Use EFC-14	.
FCLN250-052-10	Mig Gun Lincoln	44
FCLN250-052-12	Mig Gun Lincoln	44
FCLN250-052-15	Mig Gun Lincoln	44
FCLN250-3035-10	Mig Gun Lincoln	44
FCLN250-3035-12	Mig Gun Lincoln	44
FCLN250-3035-15	Mig Gun Lincoln	44
FCLN250-3035-20	Mig Gun Lincoln	44
FCLN250-3035-25	Mig Gun Lincoln	44
FCLN250-4045-10	Mig Gun Lincoln	44
FCLN250-4045-12	Mig Gun Lincoln	44
FCLN250-4045-15	Mig Gun Lincoln	44
FCLN250-4045-20	Mig Gun Lincoln	44
FCLN250-4045-25	Mig Gun Lincoln	44
FCLN400-052-10	Mig Gun Lincoln	64
FCLN400-052-12	Mig Gun Lincoln	64
FCLN400-052-15	Mig Gun Lincoln	64
FCLN400-052-20	Mig Gun Lincoln	64
FCLN400-052-25	Mig Gun Lincoln	64
FCLN400-116-10	Mig Gun Lincoln	64
FCLN400-116-12	Mig Gun Lincoln	64
FCLN400-116-15	Mig Gun Lincoln	64
FCLN400-116-20	Mig Gun Lincoln	64
FCLN400-116-25	Mig Gun Lincoln	64
FCLN400-3545-10	Mig Gun Lincoln	64
FCLN400-3545-12	Mig Gun Lincoln	64
FCLN400-3545-15	Mig Gun Lincoln	64
FCLN400-3545-20	Mig Gun Lincoln	64
FCLN400-3545-25	Mig Gun Lincoln	64
FCLP250-052-10	Mig Gun POWERMIG	44
FCLP250-052-12	Mig Gun POWERMIG	44
FCLP250-052-15	Mig Gun POWERMIG	44
FCLP250-3035-10	Mig Gun POWERMIG	44
FCLP250-3035-12	Mig Gun POWERMIG	44
FCLP250-3035-15	Mig Gun POWERMIG	44
FCLP250-3035-20	Mig Gun POWERMIG	44
FCLP250-3035-25	Mig Gun POWERMIG	44
FCLP250-4045-10	Mig Gun POWERMIG	44
FCLP250-4045-12	Mig Gun POWERMIG	44
FCLP250-4045-15	Mig Gun POWERMIG	44
FCLP250-4045-20	Mig Gun POWERMIG	44
FCLP250-4045-25	Mig Gun POWERMIG	44
FCLP400-052-10	Mig Gun POWERMIG	64
FCLP400-052-12	Mig Gun POWERMIG	64
FCLP400-052-15	Mig Gun POWERMIG	64
FCLP400-052-20	Mig Gun POWERMIG	64
FCLP400-052-25	Mig Gun POWERMIG	64
FCLP400-116-10	Mig Gun POWERMIG	64
FCLP400-116-12	Mig Gun POWERMIG	64
FCLP400-116-15	Mig Gun POWERMIG	64
FCLP400-116-20	Mig Gun POWERMIG	64
FCLP400-116-25	Mig Gun POWERMIG	64
FCLP400-3545-10	Mig Gun POWERMIG	64
FCLP400-3545-12	Mig Gun POWERMIG	64
FCLP400-3545-15	Mig Gun POWERMIG	64
FCLP400-3545-20	Mig Gun POWERMIG	64
FCLP400-3545-25	Mig Gun POWERMIG	64
FCM250-052-10	Mig Gun Miller	44
FCM250-052-12	Mig Gun Miller	44
FCM250-052-15	Mig Gun Miller	44
FCM250-3035-10	Mig Gun Miller	44
FCM250-3035-12	Mig Gun Miller	44
FCM250-3035-15	Mig Gun Miller	44
FCM250-3035-20	Mig Gun Miller	44
FCM250-3035-25	Mig Gun Miller	44
FCM250-4045-10	Mig Gun Miller	44
FCM250-4045-12	Mig Gun Miller	44
FCM250-4045-15	Mig Gun Miller	44
FCM250-4045-20	Mig Gun Miller	44
FCM250-4045-25	Mig Gun Miller	44
FCM400-052-10	Mig Gun Miller	64
FCM400-052-12	Mig Gun Miller	64
FCM400-052-15	Mig Gun Miller	64
FCM400-052-20	Mig Gun Miller	64
FCM400-052-25	Mig Gun Miller	64
FCM400-116-10	Mig Gun Miller	64
FCM400-116-12	Mig Gun Miller	64
FCM400-116-15	Mig Gun Miller	64
FCM400-116-20	Mig Gun Miller	64
FCM400-116-25	Mig Gun Miller	64

PART NO.	DESCRIPTION	PAGE NO.
FCM400-3545-10	Mig Gun Miller	64
FCM400-3545-12	Mig Gun Miller	64
FCM400-3545-15	Mig Gun Miller	64
FCM400-3545-20	Mig Gun Miller	64
FCM400-3545-25	Mig Gun Miller	64
FCM400-564-15	Mig Gun Miller	64
FCX250-052-10	Mig Gun EURO	44
FCX250-052-12	Mig Gun EURO	44
FCX250-052-15	Mig Gun EURO	44
FCX250-3035-10	Mig Gun EURO	44
FCX250-3035-12	Mig Gun EURO	44
FCX250-3035-15	Mig Gun EURO	44
FCX250-3035-20	Mig Gun EURO	44
FCX250-3035-25	Mig Gun EURO	44
FCX250-4045-10	Mig Gun EURO	44
FCX250-4045-12	Mig Gun EURO	44
FCX250-4045-15	Mig Gun EURO	44
FCX250-4045-20	Mig Gun EURO	44
FCX250-4045-25	Mig Gun EURO	44
FCX400-052-10	Mig Gun EURO	64
FCX400-052-12	Mig Gun EURO	64
FCX400-052-15	Mig Gun EURO	64
FCX400-052-20	Mig Gun EURO	64
FCX400-052-25	Mig Gun EURO	64
FCX400-116-10	Mig Gun EURO	64
FCX400-116-12	Mig Gun EURO	64
FCX400-116-15	Mig Gun EURO	64
FCX400-116-20	Mig Gun EURO	64
FCX400-116-25	Mig Gun EURO	64
FCX400-3545-10	Mig Gun EURO	64
FCX400-3545-12	Mig Gun EURO	64
FCX400-3545-15	Mig Gun EURO	64
FCX400-3545-20	Mig Gun EURO	64
FCX400-3545-25	Mig Gun EURO	64
FH-110	Hopper w/Adapter	102
FH-110V	Hopper w/Valve	102
Flux Hose (per foot)	Bulk Hose	101
FM-060	Flowmeter	170
FP-8	Feed Pen	143
G8249	Body Assembly	206
H-100	Handle	125,129,133, 135,137,146
H-100R	Handle	125,129,135,146
H10130GL3035-10	Self-Shield Gun	95
H10180-23-10	Mig Gun Hobart	34
H10180-23-12	Mig Gun Hobart	34
H10180-23-15	Mig Gun Hobart	34
H10180-3035-10	Mig Gun Hobart	34
H10180-3035-12	Mig Gun Hobart	34
H10180-3035-15	Mig Gun Hobart	34
H10180-4045-10	Mig Gun Hobart	34
H10180-4045-12	Mig Gun Hobart	34
H10180-4045-15	Mig Gun Hobart	34
H180-23-10	Mig Gun Hobart	34
H180-23-12	Mig Gun Hobart	34
H180-23-15	Mig Gun Hobart	34
H180-3035-10	Mig Gun Hobart	34
H180-3035-12	Mig Gun Hobart	34
H180-3035-15	Mig Gun Hobart	34
H180-4045-10	Mig Gun Hobart	34
H180-4045-12	Mig Gun Hobart	34
H180-4045-15	Mig Gun Hobart	34
H-200	Handle	131,139,146
H-200R	Handle	139,146
H250-052-10	Mig Gun Hobart	52
H250-052-12	Mig Gun Hobart	52
H250-052-15	Mig Gun Hobart	52
H250-3035-10	Mig Gun Hobart	52
H250-3035-12	Mig Gun Hobart	52
H250-3035-15	Mig Gun Hobart	52
H250-3035-20	Mig Gun Hobart	52
H250-3035-25	Mig Gun Hobart	52
H250-4045-10	Mig Gun Hobart	52
H250-4045-12	Mig Gun Hobart	52
H250-4045-15	Mig Gun Hobart	52
H250-4045-20	Mig Gun Hobart	52
H250-4045-25	Mig Gun Hobart	52
H400-052-10	Mig Gun Hobart	76
H400-052-12	Mig Gun Hobart	76
H400-052-15	Mig Gun Hobart	76

PROFAX PRODUCT INDEX

PART NO.	DESCRIPTION	PAGE NO.
H400-052-20	Mig Gun Hobart	76
H400-052-25	Mig Gun Hobart	76
H400-116-10	Mig Gun Hobart	76
H400-116-12	Mig Gun Hobart	76
H400-116-15	Mig Gun Hobart	76
H400-116-20	Mig Gun Hobart	76
H400-116-25	Mig Gun Hobart	76
H400-3545-10	Mig Gun Hobart	76
H400-3545-12	Mig Gun Hobart	76
H400-3545-15	Mig Gun Hobart	76
H400-3545-20	Mig Gun Hobart	76
H400-3545-25	Mig Gun Hobart	76
H400-564-10	Mig Gun Hobart	76
H400-564-12	Mig Gun Hobart	76
H400-564-15	Mig Gun Hobart	76
H400-564-20	Mig Gun Hobart	76
H400-564-25	Mig Gun Hobart	76
HAK-180	Conversion Kit	35
HAK-250	Conversion Kit	53
HAK-354	Control Plug, Assy Hobart®	89
HD24L-50	HD Nozzle	238
HD24L-62	HD Nozzle	238
HD24L-75	HD Nozzle	238
HD250-052-10	Heavy Duty Mig Gun	48
HD250-052-12	Heavy Duty Mig Gun	48
HD250-052-15	Heavy Duty Mig Gun	48
HD250-052-20	Heavy Duty Mig Gun	48
HD250-052-25	Heavy Duty Mig Gun	48
HD250-3035-10	Heavy Duty Mig Gun	48
HD250-3035-12	Heavy Duty Mig Gun	48
HD250-3035-15	Heavy Duty Mig Gun	48
HD250-3035-20	Heavy Duty Mig Gun	48
HD250-3035-25	Heavy Duty Mig Gun	48
HD250-4045-10	Heavy Duty Mig Gun	48
HD250-4045-12	Heavy Duty Mig Gun	48
HD250-4045-15	Heavy Duty Mig Gun	48
HD250-4045-20	Heavy Duty Mig Gun	48
HD250-4045-25	Heavy Duty Mig Gun	48
HD400-052-10	Heavy Duty Mig Gun	68
HD400-052-12	Heavy Duty Mig Gun	68
HD400-052-15	Heavy Duty Mig Gun	68
HD400-052-20	Heavy Duty Mig Gun	68
HD400-052-25	Heavy Duty Mig Gun	68
HD400-116-10	Heavy Duty Mig Gun	68
HD400-116-12	Heavy Duty Mig Gun	68
HD400-116-15	Heavy Duty Mig Gun	68
HD400-116-20	Heavy Duty Mig Gun	68
HD400-116-25	Heavy Duty Mig Gun	68
HD400-3545-10	Heavy Duty Mig Gun	68
HD400-3545-12	Heavy Duty Mig Gun	68
HD400-3545-15	Heavy Duty Mig Gun	68
HD400-3545-20	Heavy Duty Mig Gun	68
HD400-3545-25	Heavy Duty Mig Gun	68
HD400-564-10	Heavy Duty Mig Gun	68
HD400-564-12	Heavy Duty Mig Gun	68
HD400-564-15	Heavy Duty Mig Gun	68
HD400-564-20	Heavy Duty Mig Gun	68
HD400-564-25	Heavy Duty Mig Gun	68
HD450-052-10	Heavy Duty Mig Gun	72
HD450-052-12	Heavy Duty Mig Gun	72
HD450-052-15	Heavy Duty Mig Gun	72
HD450-052-20	Heavy Duty Mig Gun	72
HD450-052-25	Heavy Duty Mig Gun	72
HD450-116-10	Heavy Duty Mig Gun	72
HD450-116-12	Heavy Duty Mig Gun	72
HD450-116-15	Heavy Duty Mig Gun	72
HD450-116-20	Heavy Duty Mig Gun	72
HD450-116-25	Heavy Duty Mig Gun	72
HD450-3545-10	Heavy Duty Mig Gun	72
HD450-3545-12	Heavy Duty Mig Gun	72
HD450-3545-15	Heavy Duty Mig Gun	72
HD450-3545-20	Heavy Duty Mig Gun	72
HD450-3545-25	Heavy Duty Mig Gun	72
HD450-564-10	Heavy Duty Mig Gun	72
HD450-564-12	Heavy Duty Mig Gun	72
HD450-564-15	Heavy Duty Mig Gun	72
HD450-564-20	Heavy Duty Mig Gun	72
HD450-564-25	Heavy Duty Mig Gun	72
HD54-16	Gas Diffuser	239
HD64AMT-174	Body w/Plug	84
HD64AMTN	Body w/Nipple	84
HD64SAMT-174	Short Body w/Plug	84
HD64SAMTN	Short Body w/Nipple	84
HDAMT450-116-10	Heavy Duty AMT Gun	84
HDAMT450-116-12	Heavy Duty AMT Gun	84
HDAMT450-116-15	Heavy Duty AMT Gun	84
HDAMT450-116-2	Heavy Duty AMT Gun	84
HDAMT450-116-20	Heavy Duty AMT Gun	84
HDAMT450-116-25	Heavy Duty AMT Gun	84
HDAMT450-116-4	Heavy Duty AMT Gun	84
HDAMT450-116-6	Heavy Duty AMT Gun	84
HDAMT450-116-8	Heavy Duty AMT Gun	84
HDAMT450-3545-10	Heavy Duty AMT Gun	84
HDAMT450-3545-12	Heavy Duty AMT Gun	84
HDAMT450-3545-15	Heavy Duty AMT Gun	84
HDAMT450-3545-2	Heavy Duty AMT Gun	84
HDAMT450-3545-20	Heavy Duty AMT Gun	84
HDAMT450-3545-25	Heavy Duty AMT Gun	84
HDAMT450-3545-4	Heavy Duty AMT Gun	84
HDAMT450-3545-6	Heavy Duty AMT Gun	84
HDAMT450-3545-8	Heavy Duty AMT Gun	84
HDAMT450-564-10	Heavy Duty AMT Gun	84
HDAMT450-564-12	Heavy Duty AMT Gun	84
HDAMT450-564-15	Heavy Duty AMT Gun	84
HDAMT450-564-2	Heavy Duty AMT Gun	84
HDAMT450-564-20	Heavy Duty AMT Gun	84
HDAMT450-564-25	Heavy Duty AMT Gun	84
HDAMT450-564-4	Heavy Duty AMT Gun	84
HDAMT450-564-6	Heavy Duty AMT Gun	84
HDAMT450-564-8	Heavy Duty AMT Gun	84
HDAMTL450-116-10	Heavy Duty AMT Gun	84
HDAMTL450-116-12	Heavy Duty AMT Gun	84
HDAMTL450-116-15	Heavy Duty AMT Gun	84
HDAMTL450-116-2	Heavy Duty AMT Gun	84
HDAMTL450-116-20	Heavy Duty AMT Gun	84
HDAMTL450-116-25	Heavy Duty AMT Gun	84
HDAMTL450-116-4	Heavy Duty AMT Gun	84
HDAMTL450-116-6	Heavy Duty AMT Gun	84
HDAMTL450-116-8	Heavy Duty AMT Gun	84
HDAMTL450-3545-10	Heavy Duty AMT Gun	84
HDAMTL450-3545-12	Heavy Duty AMT Gun	84
HDAMTL450-3545-15	Heavy Duty AMT Gun	84
HDAMTL450-3545-2	Heavy Duty AMT Gun	84
HDAMTL450-3545-20	Heavy Duty AMT Gun	84
HDAMTL450-3545-25	Heavy Duty AMT Gun	84
HDAMTL450-3545-4	Heavy Duty AMT Gun	84
HDAMTL450-3545-6	Heavy Duty AMT Gun	84
HDAMTL450-3545-8	Heavy Duty AMT Gun	84
HDAMTL450-564-10	Heavy Duty AMT Gun	84
HDAMTL450-564-12	Heavy Duty AMT Gun	84
HDAMTL450-564-15	Heavy Duty AMT Gun	84
HDAMTL450-564-2	Heavy Duty AMT Gun	84
HDAMTL450-564-20	Heavy Duty AMT Gun	84
HDAMTL450-564-25	Heavy Duty AMT Gun	84
HDAMTL450-564-4	Heavy Duty AMT Gun	84
HDAMTL450-564-6	Heavy Duty AMT Gun	84
HDAMTL450-564-8	Heavy Duty AMT Gun	84
HDAMTM450-116-10	Heavy Duty AMT Gun	84
HDAMTM450-116-12	Heavy Duty AMT Gun	84
HDAMTM450-116-15	Heavy Duty AMT Gun	84
HDAMTM450-116-2	Heavy Duty AMT Gun	84
HDAMTM450-116-20	Heavy Duty AMT Gun	84
HDAMTM450-116-25	Heavy Duty AMT Gun	84
HDAMTM450-116-4	Heavy Duty AMT Gun	84
HDAMTM450-116-6	Heavy Duty AMT Gun	84
HDAMTM450-116-8	Heavy Duty AMT Gun	84
HDAMTM450-3545-10	Heavy Duty AMT Gun	84
HDAMTM450-3545-12	Heavy Duty AMT Gun	84
HDAMTM450-3545-15	Heavy Duty AMT Gun	84
HDAMTM450-3545-2	Heavy Duty AMT Gun	84
HDAMTM450-3545-20	Heavy Duty AMT Gun	84
HDAMTM450-3545-25	Heavy Duty AMT Gun	84
HDAMTM450-3545-4	Heavy Duty AMT Gun	84
HDAMTM450-3545-6	Heavy Duty AMT Gun	84
HDAMTM450-3545-8	Heavy Duty AMT Gun	84
HDAMTM450-564-10	Heavy Duty AMT Gun	84
HDAMTM450-564-12	Heavy Duty AMT Gun	84
HDAMTM450-564-15	Heavy Duty AMT Gun	84
HDAMTM450-564-2	Heavy Duty AMT Gun	84
HDAMTM450-564-20	Heavy Duty AMT Gun	84
HDAMTM450-564-25	Heavy Duty AMT Gun	84
HDAMTM450-564-4	Heavy Duty AMT Gun	84
HDAMTM450-564-6	Heavy Duty AMT Gun	84
HDAMTM450-564-8	Heavy Duty AMT Gun	84
HDAMTX450-116-10	Heavy Duty AMT Gun	84
HDAMTX450-116-12	Heavy Duty AMT Gun	84
HDAMTX450-116-15	Heavy Duty AMT Gun	84
HDAMTX450-116-2	Heavy Duty AMT Gun	84
HDAMTX450-116-20	Heavy Duty AMT Gun	84
HDAMTX450-116-25	Heavy Duty AMT Gun	84
HDAMTX450-116-4	Heavy Duty AMT Gun	84
HDAMTX450-116-6	Heavy Duty AMT Gun	84
HDAMTX450-116-8	Heavy Duty AMT Gun	84
HDAMTX450-3545-10	Heavy Duty AMT Gun	84
HDAMTX450-3545-12	Heavy Duty AMT Gun	84
HDAMTX450-3545-15	Heavy Duty AMT Gun	84
HDAMTX450-3545-2	Heavy Duty AMT Gun	84
HDAMTX450-3545-20	Heavy Duty AMT Gun	84
HDAMTX450-3545-25	Heavy Duty AMT Gun	84
HDAMTX450-3545-4	Heavy Duty AMT Gun	84
HDAMTX450-3545-6	Heavy Duty AMT Gun	84
HDAMTX450-3545-8	Heavy Duty AMT Gun	84
HDAMTX450-564-10	Heavy Duty AMT Gun	84
HDAMTX450-564-12	Heavy Duty AMT Gun	84
HDAMTX450-564-15	Heavy Duty AMT Gun	84
HDAMTX450-564-2	Heavy Duty AMT Gun	84
HDAMTX450-564-20	Heavy Duty AMT Gun	84
HDAMTX450-564-25	Heavy Duty AMT Gun	84
HDAMTX450-564-4	Heavy Duty AMT Gun	84
HDAMTX450-564-6	Heavy Duty AMT Gun	84
HDAMTX450-564-8	Heavy Duty AMT Gun	84
HDE250-3035-15	Heavy Duty Mig Gun ESAB	52
HDE250-4045-15	Heavy Duty Mig Gun ESAB	52
HDE400-3545-15	Heavy Duty Mig Gun ESAB	76
HDE400-3545-20	Heavy Duty Mig Gun ESAB	76
HDH250-3035-10	Heavy Duty Mig Gun Hobart	52
HDH250-3035-12	Heavy Duty Mig Gun Hobart	52
HDH250-3035-15	Heavy Duty Mig Gun Hobart	52
HDH250-4045-10	Heavy Duty Mig Gun Hobart	52
HDH250-4045-15	Heavy Duty Mig Gun Hobart	52
HDH400-3545-15	Heavy Duty Mig Gun Hobart	76
HDLN250-052-10	Heavy Duty Mig Gun Lincoln	52
HDLN250-052-20	Heavy Duty Mig Gun Lincoln	52
HDLN250-052-25	Heavy Duty Mig Gun Lincoln	52
HDLN250-3035-10	Heavy Duty Mig Gun Lincoln	52
HDLN250-3035-12	Heavy Duty Mig Gun Lincoln	52
HDLN250-3035-15	Heavy Duty Mig Gun Lincoln	52
HDLN250-3035-20	Heavy Duty Mig Gun Lincoln	52
HDLN250-3035-25	Heavy Duty Mig Gun Lincoln	52
HDLN250-4045-10	Heavy Duty Mig Gun Lincoln	52
HDLN250-4045-12	Heavy Duty Mig Gun Lincoln	52
HDLN250-4045-15	Heavy Duty Mig Gun Lincoln	52
HDLN250-4045-20	Heavy Duty Mig Gun Lincoln	52
HDLN250-4045-25	Heavy Duty Mig Gun Lincoln	52
HDLN250-52-12	Heavy Duty Mig Gun Lincoln	52
HDLN250-52-15	Heavy Duty Mig Gun Lincoln	52
HDLN400-052-10	Heavy Duty Mig Gun Lincoln	76
HDLN400-052-12	Heavy Duty Mig Gun Lincoln	76
HDLN400-052-15	Heavy Duty Mig Gun Lincoln	76
HDLN400-052-20	Heavy Duty Mig Gun Lincoln	76
HDLN400-052-25	Heavy Duty Mig Gun Lincoln	76
HDLN400-116-10	Heavy Duty Mig Gun Lincoln	76
HDLN400-116-12	Heavy Duty Mig Gun Lincoln	76
HDLN400-116-15	Heavy Duty Mig Gun Lincoln	76
HDLN400-116-20	Heavy Duty Mig Gun Lincoln	76
HDLN400-116-25	Heavy Duty Mig Gun Lincoln	76
HDLN400-3545-10	Heavy Duty Mig Gun Lincoln	76
HDLN400-3545-12	Heavy Duty Mig Gun Lincoln	76
HDLN400-3545-15	Heavy Duty Mig Gun Lincoln	76
HDLN400-3545-20	Heavy Duty Mig Gun Lincoln	76
HDLN400-3545-25	Heavy Duty Mig Gun Lincoln	76
HDLN400-564-10	Heavy Duty Mig Gun Lincoln	76
HDLN400-564-12	Heavy Duty Mig Gun Lincoln	76
HDLN400-564-15	Heavy Duty Mig Gun Lincoln	76
HDLN400-564-20	Heavy Duty Mig Gun Lincoln	76
HDLN400-564-25	Heavy Duty Mig Gun Lincoln	76
HDLN450-052-10	Heavy Duty Mig Gun Lincoln	76
HDLN450-052-12	Heavy Duty Mig Gun Lincoln	76
HDLN450-052-15	Heavy Duty Mig Gun Lincoln	76
HDLN450-052-20	Heavy Duty Mig Gun Lincoln	76

PART NO.	DESCRIPTION	PAGE NO.
HDLN450-052-25	Heavy Duty Mig Gun Lincoln	76
HDLN450-116-10	Heavy Duty Mig Gun Lincoln	76
HDLN450-116-12	Heavy Duty Mig Gun Lincoln	76
HDLN450-116-15	Heavy Duty Mig Gun Lincoln	76
HDLN450-116-20	Heavy Duty Mig Gun Lincoln	76
HDLN450-116-25	Heavy Duty Mig Gun Lincoln	76
HDLN450-3545-10	Heavy Duty Mig Gun Lincoln	76
HDLN450-3545-12	Heavy Duty Mig Gun Lincoln	76
HDLN450-3545-15	Heavy Duty Mig Gun Lincoln	76
HDLN450-3545-20	Heavy Duty Mig Gun Lincoln	76
HDLN450-3545-25	Heavy Duty Mig Gun Lincoln	76
HDLN450-564-10	Heavy Duty Mig Gun Lincoln	76
HDLN450-564-12	Heavy Duty Mig Gun Lincoln	76
HDLN450-564-15	Heavy Duty Mig Gun Lincoln	76
HDLN450-564-20	Heavy Duty Mig Gun Lincoln	76
HDLN450-564-25	Heavy Duty Mig Gun Lincoln	76
HDLNS550-10	Sub Arc Gun	105
HDLNS550-15	Sub Arc Gun	105
HDLNS550-5	Sub Arc Gun	105
HDLP250-052-10	Heavy Duty Mig Gun Lincoln	52
HDLP250-052-12	Heavy Duty Mig Gun Lincoln	52
HDLP250-052-15	Heavy Duty Mig Gun Lincoln	52
HDLP250-052-20	Heavy Duty Mig Gun Lincoln	52
HDLP250-052-25	Heavy Duty Mig Gun Lincoln	52
HDLP250-3035-10	Heavy Duty Mig Gun Lincoln	52
HDLP250-3035-12	Heavy Duty Mig Gun Lincoln	52
HDLP250-3035-15	Heavy Duty Mig Gun Lincoln	52
HDLP250-3035-20	Heavy Duty Mig Gun Lincoln	52
HDLP250-3035-25	Heavy Duty Mig Gun Lincoln	52
HDLP250-4045-10	Heavy Duty Mig Gun Lincoln	52
HDLP250-4045-12	Heavy Duty Mig Gun Lincoln	52
HDLP250-4045-15	Heavy Duty Mig Gun Lincoln	52
HDLP250-4045-20	Heavy Duty Mig Gun Lincoln	52
HDLP250-4045-25	Heavy Duty Mig Gun Lincoln	52
HDLP400-052-10	Heavy Duty Mig Gun Lincoln	76
HDLP400-052-12	Heavy Duty Mig Gun Lincoln	76
HDLP400-052-15	Heavy Duty Mig Gun Lincoln	76
HDLP400-052-20	Heavy Duty Mig Gun Lincoln	76
HDLP400-052-25	Heavy Duty Mig Gun Lincoln	76
HDLP400-116-10	Heavy Duty Mig Gun Lincoln	76
HDLP400-116-12	Heavy Duty Mig Gun Lincoln	76
HDLP400-116-15	Heavy Duty Mig Gun Lincoln	76
HDLP400-116-20	Heavy Duty Mig Gun Lincoln	76
HDLP400-116-25	Heavy Duty Mig Gun Lincoln	76
HDLP400-3545-10	Heavy Duty Mig Gun Lincoln	76
HDLP400-3545-12	Heavy Duty Mig Gun Lincoln	76
HDLP400-3545-15	Heavy Duty Mig Gun Lincoln	76
HDLP400-3545-20	Heavy Duty Mig Gun Lincoln	76
HDLP400-3545-25	Heavy Duty Mig Gun Lincoln	76
HDLP400-564-10	Heavy Duty Mig Gun Lincoln	76
HDLP400-564-12	Heavy Duty Mig Gun Lincoln	76
HDLP400-564-15	Heavy Duty Mig Gun Lincoln	76
HDLP400-564-20	Heavy Duty Mig Gun Lincoln	76
HDLP400-564-25	Heavy Duty Mig Gun Lincoln	76
HDLP450-052-10	Heavy Duty Mig Gun Lincoln	76
HDLP450-052-12	Heavy Duty Mig Gun Lincoln	76
HDLP450-052-15	Heavy Duty Mig Gun Lincoln	76
HDLP450-052-20	Heavy Duty Mig Gun Lincoln	76
HDLP450-052-25	Heavy Duty Mig Gun Lincoln	76
HDLP450-116-10	Heavy Duty Mig Gun Lincoln	76
HDLP450-116-12	Heavy Duty Mig Gun Lincoln	76
HDLP450-116-15	Heavy Duty Mig Gun Lincoln	76
HDLP450-116-20	Heavy Duty Mig Gun Lincoln	76
HDLP450-116-25	Heavy Duty Mig Gun Lincoln	76
HDLP450-3545-10	Heavy Duty Mig Gun Lincoln	76
HDLP450-3545-12	Heavy Duty Mig Gun Lincoln	76
HDLP450-3545-15	Heavy Duty Mig Gun Lincoln	76
HDLP450-3545-20	Heavy Duty Mig Gun Lincoln	76
HDLP450-3545-25	Heavy Duty Mig Gun Lincoln	76
HDLP450-564-10	Heavy Duty Mig Gun Lincoln	76
HDLP450-564-12	Heavy Duty Mig Gun Lincoln	76
HDLP450-564-15	Heavy Duty Mig Gun Lincoln	76
HDLP450-564-20	Heavy Duty Mig Gun Lincoln	76
HDLP450-564-25	Heavy Duty Mig Gun Lincoln	76
HDM250-052-10	Heavy Duty Mig Gun Miller	52
HDM250-052-12	Heavy Duty Mig Gun Miller	52
HDM250-052-15	Heavy Duty Mig Gun Miller	52
HDM250-052-20	Heavy Duty Mig Gun Miller	52
HDM250-052-25	Heavy Duty Mig Gun Miller	52
HDM250-3035-10	Heavy Duty Mig Gun Miller	52

PART NO.	DESCRIPTION	PAGE NO.
HDM250-3035-12	Heavy Duty Mig Gun Miller	52
HDM250-3035-15	Heavy Duty Mig Gun Miller	52
HDM250-3035-20	Heavy Duty Mig Gun Miller	52
HDM250-3035-25	Heavy Duty Mig Gun Miller	52
HDM250-4045-10	Heavy Duty Mig Gun Miller	52
HDM250-4045-12	Heavy Duty Mig Gun Miller	52
HDM250-4045-15	Heavy Duty Mig Gun Miller	52
HDM250-4045-20	Heavy Duty Mig Gun Miller	52
HDM250-4045-25	Heavy Duty Mig Gun Miller	52
HDM400-052-10	Heavy Duty Mig Gun Miller	76
HDM400-052-12	Heavy Duty Mig Gun Miller	76
HDM400-052-15	Heavy Duty Mig Gun Miller	76
HDM400-052-20	Heavy Duty Mig Gun Miller	76
HDM400-052-25	Heavy Duty Mig Gun Miller	76
HDM400-116-10	Heavy Duty Mig Gun Miller	76
HDM400-116-12	Heavy Duty Mig Gun Miller	76
HDM400-116-15	Heavy Duty Mig Gun Miller	76
HDM400-116-20	Heavy Duty Mig Gun Miller	76
HDM400-116-25	Heavy Duty Mig Gun Miller	76
HDM400-3545-10	Heavy Duty Mig Gun Miller	76
HDM400-3545-12	Heavy Duty Mig Gun Miller	76
HDM400-3545-15	Heavy Duty Mig Gun Miller	76
HDM400-3545-20	Heavy Duty Mig Gun Miller	76
HDM400-3545-25	Heavy Duty Mig Gun Miller	76
HDM400-564-10	Heavy Duty Mig Gun Miller	76
HDM400-564-12	Heavy Duty Mig Gun Miller	76
HDM400-564-15	Heavy Duty Mig Gun Miller	76
HDM400-564-20	Heavy Duty Mig Gun Miller	76
HDM400-564-25	Heavy Duty Mig Gun Miller	76
HDM450-052-10	Heavy Duty Mig Gun Miller	76
HDM450-052-12	Heavy Duty Mig Gun Miller	76
HDM450-052-15	Heavy Duty Mig Gun Miller	76
HDM450-052-20	Heavy Duty Mig Gun Miller	76
HDM450-052-25	Heavy Duty Mig Gun Miller	76
HDM450-116-10	Heavy Duty Mig Gun Miller	76
HDM450-116-12	Heavy Duty Mig Gun Miller	76
HDM450-116-15	Heavy Duty Mig Gun Miller	76
HDM450-116-20	Heavy Duty Mig Gun Miller	76
HDM450-116-25	Heavy Duty Mig Gun Miller	76
HDM450-3545-10	Heavy Duty Mig Gun Miller	76
HDM450-3545-12	Heavy Duty Mig Gun Miller	76
HDM450-3545-15	Heavy Duty Mig Gun Miller	76
HDM450-3545-20	Heavy Duty Mig Gun Miller	76
HDM450-3545-25	Heavy Duty Mig Gun Miller	76
HDM450-564-10	Heavy Duty Mig Gun Miller	76
HDM450-564-12	Heavy Duty Mig Gun Miller	76
HDM450-564-15	Heavy Duty Mig Gun Miller	76
HDM450-564-20	Heavy Duty Mig Gun Miller	76
HDM450-564-25	Heavy Duty Mig Gun Miller	76
HDMS550-10	Sub Arc Gun	105
HDMS550-15	Sub Arc Gun	105
HDMS550-5	Sub Arc Gun	105
HDP250-4045-15	Heavy Duty Mig Gun Panasonic	52
HDSAMT450-116-4	AMT Gun HD	84
HDSAMT4503545-6	AMT Gun HD	84
HDSAMTM45035-12	AMT Gun HD	84
HDSAMTM45045-10	AMT Gun HD	84
HDX250-052-10	Heavy Duty Mig Gun Euro	52
HDX250-052-12	Heavy Duty Mig Gun Euro	52
HDX250-052-15	Heavy Duty Mig Gun Euro	52
HDX250-052-20	Heavy Duty Mig Gun Euro	52
HDX250-052-25	Heavy Duty Mig Gun Euro	52
HDX250-3035-10	Heavy Duty Mig Gun Euro	52
HDX250-3035-12	Heavy Duty Mig Gun Euro	52
HDX250-3035-15	Heavy Duty Mig Gun Euro	52
HDX250-3035-20	Heavy Duty Mig Gun Euro	52
HDX250-3035-25	Heavy Duty Mig Gun Euro	52
HDX250-4045-10	Heavy Duty Mig Gun Euro	52
HDX250-4045-12	Heavy Duty Mig Gun Euro	52
HDX250-4045-15	Heavy Duty Mig Gun Euro	52
HDX250-4045-20	Heavy Duty Mig Gun Euro	52
HDX250-4045-25	Heavy Duty Mig Gun Euro	52
HDX400-052-10	Heavy Duty Mig Gun Euro	76
HDX400-052-12	Heavy Duty Mig Gun Euro	76
HDX400-052-15	Heavy Duty Mig Gun Euro	76
HDX400-052-20	Heavy Duty Mig Gun Euro	76
HDX400-052-25	Heavy Duty Mig Gun Euro	76
HDX400-116-10	Heavy Duty Mig Gun Euro	76
HDX400-116-12	Heavy Duty Mig Gun Euro	76
HDX400-116-15	Heavy Duty Mig Gun Euro	76
HDX400-116-20	Heavy Duty Mig Gun Euro	76
HDX400-116-25	Heavy Duty Mig Gun Euro	76
HDX400-3545-10	Heavy Duty Mig Gun Euro	76
HDX400-3545-12	Heavy Duty Mig Gun Euro	76
HDX400-3545-15	Heavy Duty Mig Gun Euro	76
HDX400-3545-20	Heavy Duty Mig Gun Euro	76
HDX400-3545-25	Heavy Duty Mig Gun Euro	76
HDX400-564-10	Heavy Duty Mig Gun Euro	76
HDX400-564-12	Heavy Duty Mig Gun Euro	76
HDX400-564-15	Heavy Duty Mig Gun Euro	76
HDX400-564-20	Heavy Duty Mig Gun Euro	76
HDX400-564-25	Heavy Duty Mig Gun Euro	76
HDX450-052-10	Heavy Duty Mig Gun Euro	76
HDX450-052-12	Heavy Duty Mig Gun Euro	76
HDX450-052-15	Heavy Duty Mig Gun Euro	76
HDX450-052-20	Heavy Duty Mig Gun Euro	76
HDX450-052-25	Heavy Duty Mig Gun Euro	76
HDX450-116-10	Heavy Duty Mig Gun Euro	76
HDX450-116-12	Heavy Duty Mig Gun Euro	76
HDX450-116-15	Heavy Duty Mig Gun Euro	76
HDX450-116-20	Heavy Duty Mig Gun Euro	76
HDX450-116-25	Heavy Duty Mig Gun Euro	76
HDX450-3545-10	Heavy Duty Mig Gun Euro	76
HDX450-3545-12	Heavy Duty Mig Gun Euro	76
HDX450-3545-15	Heavy Duty Mig Gun Euro	76
HDX450-3545-20	Heavy Duty Mig Gun Euro	76
HDX450-3545-25	Heavy Duty Mig Gun Euro	76
HDX450-564-10	Heavy Duty Mig Gun Euro	76
HDX450-564-12	Heavy Duty Mig Gun Euro	76
HDX450-564-15	Heavy Duty Mig Gun Euro	76
HDX450-564-20	Heavy Duty Mig Gun Euro	76
HDX450-564-25	Heavy Duty Mig Gun Euro	76
HH130GL-3035-10	Self-Shield Gun	95
HH130GL-3035-12	Self-Shield Gun	95
HH130GL-3035-15	Self-Shield Gun	95
HH180-23-10	Mig Gun Hobart	34
HH180-23-12	Mig Gun Hobart	34
HH180-23-15	Mig Gun Hobart	34
HH180-3035-10	Mig Gun Hobart	34
HH180-3035-12	Mig Gun Hobart	34
HH180-3035-15	Mig Gun Hobart	34
HH180-4045-10	Mig Gun Hobart	34
HH180-4045-12	Mig Gun Hobart	34
HH180-4045-15	Mig Gun Hobart	34
HHAK-180	Conversion Kit	35
HP-ROF	Hand Control	179
HP-ROF/S	Hand Control	179
HS3/4B	Heat Shrink	92
IMT-250	Internal Torch	107
IR-10000	Idler Roll	181
IR-20000	Idler Roll	182
IR-2500	Idler Roll	180
IR-30000	Idler Roll	182
IR-5000	Idler Roll	181
IR-750	Idler Roll	180
IT30J	Body 30”	107
JL-16	Kopr-Kote 16 oz.	45,65,69,73
JL-4	Kopr-Kote 4 oz.	45,65,69,73
JL-8	Kopr-Kote 8 oz.	45,65,69,73
K-113	Use 1130-15	.
K115-1	Use 1150-10	.
K115-2	Use 1150-15	.
K126-1	Use 1260-10	.
K126-2	Use 1260-15	.
K1500-1	Adapter Bushing	205
K1500-4	Adapter Bushing	205
K1501-10	10’ Cord	214
K1501-100	100’ Cord	214
K1501-25	25’ Cord	214
K1501-50	50’ Cord	214
K1501-75	75’ Cord	214
K1543-10	10’ Control Cable	215
K1543-100	100’ Control Cable	215
K1543-25	25’ Control Cable	215
K1543-50	50’ Control Cable	215
K176	Vertical Up Head	101
K1797-100	100’ Extension	217
K1797-25	25’ Extension	217
K1797-50	50’ Extension	217
K1798	Adapter	216

PART NO.	DESCRIPTION	PAGE NO.
K1816-1	Use 300 517	.
K1818-10	Use M17291-2-10	.
K1818-100	Interconnecting Cord 14 Pin to 6 Socket (M17291-2-100)	214
K1818-25	Interconnecting Cord 14 Pin to 6 Socket (M17291-2-25)	214
K1818-50	Interconnecting Cord 14 Pin to 6 Socket (M17291-2-50)	214
K1818-75	Interconnecting Cord 14 Pin to 6 Socket (M17291-2-75)	214
K1819-10	10' Cord	214
K1819-100	100' Cord	214
K1819-25	25' Cord	214
K1819-50	50' Cord	214
K1819-75	75' Cord	214
K1820-10	Use M17291-4-10	.
K1822-25	Use M17291-4-25	.
K231-1	Sub Arc Assy (3/32,1/8,5/32)	206
K231-1/16	Sub Arc Assy	206
K231-1/8	Sub Arc Assy	206
K231-3/16	Sub Arc Assy	206
K231-3/32	Sub Arc Assy	206
K231-5/32	Sub Arc Assy	206
K231-5/64	Sub Arc Assy	206
K231-7/32	Sub Arc Assy	206
K232	Assembly Parts	206
K2627-2	Use LHCP-857-100	.
K264-8	Use 2640-8	.
K2683-10	10' Heavy Duty Control Cable	215
K2683-100	100' Heavy Duty Control Cable	215
K2683-25	25' Heavy Duty Control Cable	215
K2683-50	50' Heavy Duty Control Cable	215
K361-10	Use 2640-10	.
K435	Spindle Adapter	205,222
K775	Use LHC-775	.
K775-100	Use LHC-775-100	.
K775-25	Use LHC-775-25	.
K775-50	Use LHC-775-50	.
K843	Adapter	212-213,216
K857	Use LHC-857	.
K857-1	Use K857-100	.
K857-100	Use LHC-857-100	.
K857-25	Use LHC-857-25	.
K857-50	Use LHC-857-50	.
K864	Adapter	212-213,216
K867	Adapter	216
K870	Use LFC-870	.
K876	Adapter	212-213,216
K924	Use LHC	.
K924-100	Use LHC-100	.
K924-25	Use LHC-25	.
K924-50	Use LHC-50	.
KP11-25	Contact Tip	194
KP11-30	Contact Tip	194
KP11-35	Contact Tip	194
KP11-45	Contact Tip	194
KP11T25	Contact Tip	194
KP11T30	Contact Tip	194
KP11T35	Contact Tip	194
KP11T45	Contact Tip	194
KP14-116	Contact Tip	194
KP14-25	Contact Tip	194
KP14-30	Contact Tip	194
KP14-35	Contact Tip	194
KP14-40	Contact Tip	194
KP14-45	Contact Tip	194
KP14-52	Contact Tip	194
KP14-564	Contact Tip	194
KP14A-364	Contact Tip	194
KP14AH-116	Contact Tip	194
KP14AH-364	Contact Tip	194
KP14H-116	Contact Tip	194
KP14H-35	Contact Tip	194
KP14H-40	Contact Tip	194
KP14H-45	Contact Tip	194
KP14H-52	Contact Tip	194
KP14H-564	Contact Tip	194
KP14T-116	Contact Tip	194
KP14T-25	Contact Tip	194
KP14T-30	Contact Tip	194
KP14T-35	Contact Tip	194
KP14T-40	Contact Tip	194
KP14T-45	Contact Tip	194
KP14T-52	Contact Tip	194
KP1505-030S	Drive Roll Kit	208
KP1505-035C	Drive Roll Kit	208
KP1505-035S	Drive Roll Kit	208
KP1505-045C	Drive Roll Kit	208
KP1505-045S	Drive Roll Kit	208
KP1505-052C	Drive Roll Kit	208
KP1505-052S	Drive Roll Kit	208
KP1505-068	Drive Roll Kit	208
KP1505-116C	Drive Roll Kit	208
KP1505-116S	Drive Roll Kit	208
KP1505-120	Drive Roll Kit	208
KP1505-332	Drive Roll Kit	208
KP1505-564	Drive Roll Kit	208
KP1505-764	Drive Roll Kit	208
KP15AH-116	Contact Tip	194
KP15AH-364	Contact Tip	194
KP15AHFC-116	Contact Tip	194
KP15AHFC-364	Contact Tip	194
KP15H-116	Contact Tip	194
KP15H-18	Contact Tip	194
KP15H-332	Contact Tip	194
KP15H-35	Contact Tip	194
KP15H-45	Contact Tip	194
KP15H-52	Contact Tip	194
KP15H-564	Contact Tip	194
KP15H-764	Contact Tip	194
KP15HFC-116	Contact Tip	194
KP15HFC-18	Contact Tip	194
KP15HFC-332	Contact Tip	194
KP15HFC-35	Contact Tip	194
KP15HFC-45	Contact Tip	194
KP15HFC-52	Contact Tip	194
KP15HFC-564	Contact Tip	194
KP15HFC-764	Contact Tip	194
KP1696-030S	Drive Roll Kit	208
KP1696-035S	Drive Roll Kit	208
KP1696-045S	Drive Roll Kit	208
KP1696-052S	Drive Roll Kit	208
KP1696-116S	Drive Roll Kit	208
KP1697-035C	Drive Roll Kit	208
KP1697-045C	Drive Roll Kit	208
KP1697-052C	Drive Roll Kit	208
KP1697-068	Drive Roll Kit	208
KP1697-116C	Drive Roll Kit	208
KP1697-332	Drive Roll Kit	208
KP1697-564	Drive Roll Kit	208
KP16S-116	Contact Tip	194
KP16S-30	Contact Tip	194
KP16S-332	Contact Tip	194
KP16S-35	Contact Tip	194
KP16S-45	Contact Tip	194
KP16S-52	Contact Tip	194
KP16S-564	Contact Tip	194
KP1885-1	Drive Roll	208
KP1886-1	Drive Roll	208
KP1899-1	Drive Roll Kit	208
KP1899-2	Drive Roll Kit	208
KP1907-1	Gooseneck	202-203
KP1907-2	Gooseneck	202-203
KP1909-1	Gooseneck	200-201
KP1910-1	Gooseneck	202,203
KP1910-2	Gooseneck	202-203
KP1914-1	Gooseneck	200-201
KP1914-2	Gooseneck	200-201
KP1919-1	Gooseneck	202,203
KP1919-2	Gooseneck	202-203
KP1920-1	Gooseneck	200-201
KP1962-1B1	Contact Tip	194,207
KP1962-2B1	Contact Tip	194,207
KP1962-3B1	Contact Tip	194,207
KP1962-4B1	Contact Tip	194,207
KP1962-5B1	Contact Tip	194,207
KP1963-1	Outlet Guide	208
KP1965-1	Nozzle	197,202
KP1968-1	1/2" Flux Cone	102-103,198
KP1968-4	Nozzle	198
KP1968-5	Nozzle	198
KP1971-1	Nozzle	197,202
KP1979-1	Contact Tip .045	207
KP1979-2	Contact Tip .052	207
KP1979-3	Contact Tip 1/16"	207
KP1984-1	Inlet Guide	208
KP1985-1	Outlet Guide	208
KP1985-2	Outlet Guide	208
KP1987-1	Nozzle	197,200
KP1988-1	Tip Adapter	207
KP1992-1	Tip Adapter	198,207
KP1995-1	Nozzle	197,200
KP1999-1	Outlet Guide	209
KP2008-1	Tip	256
KP2008-2	Tip	256
KP2008-3	Tip	256
KP2008-4	Tip	256
KP2010-3B1	Contact Tip	194
KP2010-4B1	Contact Tip	194
KP2010-5B1	Contact Tip	194
KP2010-6	Gas Diffuser	198
KP2010-7B1	Contact Tip	194
KP2012-1	Electrode	256
KP2042-1	Nozzle	256
KP2042-2	Nozzle	256
KP2042-3	Nozzle	256
KP2042-4	Nozzle	256
KP2043-1	Electrode	256
KP2044-1	Swirl Ring	256
KP2072-10B1	Contact Tip	194
KP2072-11B1	Contact Tip	194
KP2072-12B1	Contact Tip	194
KP2072-14B1	Contact Tip	194
KP2072-1B1	Contact Tip	194
KP2072-27	Nozzle	197
KP2072-28	Conduit	204
KP2072-29	Conduit	204
KP2072-2B1	Contact Tip	194
KP2072-30	Conduit	204
KP2072-5B1	Contact Tip	194
KP2075-1	Drag Cup	256
KP2077-1	Shield Cup	256
KP2082-1B1	Contact Tip	194,207
KP2082-2B1	Contact Tip	194,207
KP2085-1	Flux Cone	197,206-207
KP2086-1B1	Contact Tip	194
KP2086-2B1	Contact Tip	194
KP2086-3B1	Contact Tip	194
KP2086-4B1	Contact Tip	194
KP2088-1B1	Contact Tip	194
KP2088-2B1	Contact Tip	194
KP2088-3B1	Contact Tip	194
KP2088-4B1	Contact Tip	194
KP2089-1	Thread Protector	197,200
KP2090-1	Nozzle	197,200
KP2092-1	Guide Tube	207
KP2092-2	Guide Tube	207
KP2094-1	Insert	202
KP2094-2	Insert	200
KP2094-3	Insert	202
KP2095-13	Gooseneck Liner	202
KP2095-26	Gooseneck Liner	200
KP2095-4	Gooseneck Liner	200
KP2095-6	Gooseneck Liner	202
KP2097-2	Outlet Guide	208
KP2100-1B1	Contact Tip	195,200
KP2100-2B1	Contact Tip	195,200,207
KP2100-3B1	Contact Tip	195,200,207
KP2100-4B1	Contact Tip	195,200,207
KP2103-1B1	Contact Tip	195,202
KP2103-2B1	Contact Tip	195,202
KP2103-3B1	Contact Tip	195,202
KP2103-4B1	Contact Tip	195,202
KP2103-5B1	Contact Tip	195,202
KP2103-6B1	Contact Tip	195,202
KP2114-1	Middle Guide	209
KP2114-2	Middle Guide	209
KP2114-3	Middle Guide	209
KP2114-4	Middle Guide	209
KP2114-5	Middle Guide	209

PART NO.	DESCRIPTION	PAGE NO.
KP2116-1	Inlet Guide	208
KP2116-2	Inlet Guide	208
KP2124-1	Insert	209
KP2124-2	Insert	209
KP2124-3	Insert	209
KP2124-4	Insert	209
KP2124-5	Insert	209
KP2124-6	Insert	209
KP2124-7	Insert	209
KP2124-8	Insert	209
KP2124-9	Insert	209
KP2125-1	Outlet Guide	209
KP2125-3	Outlet Guide	209
KP2125-4	Outlet Guide	209
KP2125-5	Outlet Guide	209
KP2139-1	Inlet Guide	209
KP2139-2	Inlet Guide	209
KP2139-3	Inlet Guide	209
KP2139-4	Inlet Guide	209
KP2139-5	Inlet Guide	209
KP2139-6	Inlet Guide	209
KP2139-7	Inlet Guide	209
KP2139-8	Inlet Guide	209
KP2139-9	Inlet Guide	209
KP21-50	Nozzle	195
KP21-50F	Nozzle	195
KP21-62	Nozzle	195
KP21T-37	Tapered Nozzle	195
KP2213-1	Gas Cup	197
KP2214-1	Gas Cup	197
KP2215-1	Gas Cup	197
KP2217-1B1	Contact Tip	195
KP2217-2B1	Contact Tip	195
KP2217-4B1	Contact Tip	195
KP2217-5B1	Contact Tip	195
KP22-37	Nozzle	195
KP22-50	Nozzle	195
KP22-62	Nozzle	195
KP2268-1	Drive Roll	208
KP2268-2	Drive Roll	208
KP2268-3	Drive Roll	208
KP2268-4	Drive Roll	208
KP23-37	Fixed Nozzle	196
KP23-37F	Fixed Nozzle	196
KP23-50	Fixed Nozzle	196
KP23-50F	Fixed Nozzle	196
KP23-62	Fixed Nozzle	196
KP23-62F	Fixed Nozzle	196
KP23-75	Fixed Nozzle	196
KP23-75F	Fixed Nozzle	196
KP23H-62	HD Nozzle	196
KP23T-37	Tapered Nozzle	196
KP2455-1	Gooseneck	201
KP2456-1	Use 13-306SB	.
KP24A-50	Adj. Nozzle	196
KP24A-50SS	Adj. Nozzle	196
KP24A-62	Adj. Nozzle	196
KP24A-62SS	Adj. Nozzle	196
KP24CT-62S	Nozzle	196
KP24CT-75S	Nozzle	196
KP25CT-62	Nozzle	197
KP25CT-75	Nozzle	197
KP2609-62	Gooseneck	199
KP2609-62R	Gooseneck	199
KP26I-62	Nozzle	197
KP26I-75	Nozzle	197
KP2744-035	Contact Tip	195
KP2744-035T	Contact Tip	195
KP2744-045	Contact Tip	195
KP2744-045T	Contact Tip	195
KP2744-052	Contact Tip	195
KP2744-052T	Contact Tip	195
KP2744-116	Contact Tip	195
KP2744-116T	Contact Tip	195
KP2745-035	Contact Tip	195
KP2745-040	Contact Tip	195
KP2745-045	Contact Tip	195
KP2745-052	Contact Tip	195
KP2745-072	Contact Tip	195
KP2745-116	Contact Tip	195

PART NO.	DESCRIPTION	PAGE NO.
KP2745-18	Contact Tip	195
KP2745-332	Contact Tip	195
KP2745-564	Contact Tip	195
KP2745-764	Contact Tip	195
KP2906-30	Gooseneck	199
KP2906-30-L	Gooseneck	199
KP2906-30R	Gooseneck	199
KP2906-30R-L	Gooseneck	199
KP2907-1	Thread Protector	197
KP2908-1	Tip Holder	198
KP2927-30R-L	Use M13304-12J	.
KP2927-62R	Use M11476J	.
KP32	Insulator	198
KP3267-1	Gooseneck	199
KP34A	Insulator	198
KP34CT	Insulator	198
KP35-40-15	Liner	204
KP35-50	Gas Diffuser	198
KP35CT	Insulator	198
KP42-25-15	Liner	204
KP42-3035-15	Liner	204
KP42-4045-15	Liner	204
KP44-116-15	Liner	204
KP44-116-25	Liner	204
KP44-3545-15	Liner	204
KP44-3545-25	Liner	204
KP44-564-15	Liner	204
KP44-564-25	Liner	204
KP44N-116-15	Liner	204
KP44N-3545-15	Liner	204
KP45-116-15	Liner	204
KP45-116-25	Liner	204
KP45-3545-15	Liner	204
KP45-3545-25	Liner	204
KP45-40-15	Liner	204
KP45H-332-15	Liner	204
KP52	Gas Diffuser	198
KP52-23	Gas Diffuser	198
KP52FN	Gas Diffuser	198
KP54A	Gas Diffuser	198
KP55	Gas Diffuser	198
KP55H	Gas Diffuser	198
KP55SW	Gas Diffuser	198
KP653-025S	Drive Roll Kit	209
KP653-030S	Drive Roll Kit	209
KP653-035C	Drive Roll Kit	209
KP653-035S	Drive Roll Kit	209
KP653-052C	Drive Roll Kit	209
KP653-052S	Drive Roll Kit	209
KP653-116	Drive Roll Kit	209
KP653-120C	Drive Roll Kit	209
KP653-332	Drive Roll Kit	209
KP655-025S	Drive Roll Kit	209
KP655-030S	Drive Roll Kit	209
KP655-035C	Drive Roll Kit	209
KP655-035S	Drive Roll Kit	209
KP655-052C	Drive Roll Kit	209
KP655-052S	Drive Roll Kit	209
KP655-116	Drive Roll Kit	209
KP655-120C	Drive Roll Kit	209
KP655-332	Drive Roll Kit	209
L3A-15	Conduit	188,233
L3A-25	Conduit	188,233
L3B-15	Conduit	188
L4A-15	Conduit	188,233
L4A-25	Conduit	188,233
L4B-15	Conduit	188
L5169	Use 16-400	.
L51-ADPT	Adapter	198
L55HD	Gas Diffuser	199
L56HD	H/D Gas Diffuser For	
	Lincoln® Magnum Pro	199
L5728-10	Cable Assy	202
L5728-5	Cable Assy	202
L6250-1	Cable Assy	200
L6250-2	Cable Assy	200
L6A-15	Conduit	188,233
L6A-25	Conduit	188,233
L7A-15	Conduit	188
LAK-180	Conversion Kit	35

PART NO.	DESCRIPTION	PAGE NO.
LAK-250	Conversion Kit	53
LAK-354	Control Cord	35,53,77,81,89
LAK-400	Conversion Kit	77
LAK-500	Conversion Kit	81
LDP-25M	Dinse Connector	16-18,148-149
LDP-50M	Dinse Connector	17,117,148-149
LDP-70M	Dinse Connector	17,148-149
LDP-95M	Dinse Connector	16,148
LDT-1820-L	Dinse Connector	17,148-149
LDT-24-M	Dinse Connector	17,148-149
LDT-26-R	Dinse Connector	17,148-149
LDT-917-F	Dinse Connector	17,148-149
LDTI-1820-WC	Dinse Connector	17,148-149
LDTI-26-R	Dinse Connector	17,148-149
LDTI-917-F	Dinse Connector	17,148-149
LDTS-24-M	Dinse Connector	17,148-149
LDTS-917-F	Dinse Connector	17,148-149
LDTSI-24-M	Dinse Connector	17,148-149
LDTSI-917-F	Dinse Connector	17,148-149
LFA-1	Adapter	97,200
LFC-870	Foot Control	213
LFTC-6	Finger-Tip Control 27’	154,213
LFTC-6-52	Finger-Tip Control 52’	154,213
LFX-1260	Flexible Gooseneck	97,200
LGH-18RH	Gas Hose	148
LGH-96RH	Gas Hose	148
LH130GL-3035-10	Self-Shield Gun	95
LH130GL-3035-12	Self-Shield Gun	95
LH130GL-3035-15	Self-Shield Gun	95
LH180-23-10	Mig Gun Lincoln	34
LH180-23-12	Mig Gun Lincoln	34
LH180-23-15	Mig Gun Lincoln	34
LH180-3035-10	Mig Gun Lincoln	34
LH180-3035-12	Mig Gun Lincoln	34
LH180-3035-15	Mig Gun Lincoln	34
LH180-4045-10	Mig Gun Lincoln	34
LH180-4045-12	Mig Gun Lincoln	34
LH180-4045-15	Mig Gun Lincoln	34
LHAK-180	Conversion Kit	35
LHC	Remote Control	212
LHC-1	Remote Control	212
LHC-100	Remote Control	212
LHC-25	Remote Control	212
LHC-50	Remote Control	212
LHC-775	Remote Control	212
LHC-775-100	Remote Control	212
LHC-775-100S	Remote Control	
	w/Contactor Switch	212
LHC-775-25	Remote Control	212
LHC-775-25S	Remote Control	
	w/Contactor Switch	212
LHC-775-50	Remote Control	212
LHC-775-50S	Remote Control	
	w/Contactor Switch	212
LHC-775-S	Remote Control	
	w/Contactor Switch	212
LHC-857	Remote Control	212
LHC-857-1	Remote Control	212
LHC-857-100	Remote Control	212
LHC-857-100S	Remote Control	
	w/Contactor Switch	212
LHC-857-25	Remote Control	212
LHC-857-25S	Remote Control	
	w/Contactor Switch	212
LHC-857-50	Remote Control	212
LHC-857-50S	Remote Control	
	w/Contactor Switch	212
LHC-857-S	Remote Control	
	w/Contactor Switch	212
LHC-K	Remote Control Knob	212,226
LHCP-857-1	Remote Control	212
LHCP-857-100	Remote Control	212
LHCP-857-25	Remote Control	212
LHCP-857-50	Remote Control	212
LHCP-857-C-100	Extension Cord, 100’	212
LHCP-857-C-25	Extension Cord, 25’	212
LHCP-857-C-50	Extension Cord, 50’	212
LN130GL-3035-10	Self-Shield Gun	95
LN130GL-3035-12	Self-Shield Gun	95
LN130GL-3035-15	Self-Shield Gun	95

PART NO.	DESCRIPTION	PAGE NO.
LN180-23-10	Mig Gun Lincoln	34
LN180-23-12	Mig Gun Lincoln	34
LN180-23-15	Mig Gun Lincoln	34
LN180-3035-10	Mig Gun Lincoln	34
LN180-3035-12	Mig Gun Lincoln	34
LN180-3035-15	Mig Gun Lincoln	34
LN180-4045-10	Mig Gun Lincoln	34
LN180-4045-12	Mig Gun Lincoln	34
LN180-4045-15	Mig Gun Lincoln	34
LN250-052-10	Mig Gun Lincoln	52
LN250-052-12	Mig Gun Lincoln	52
LN250-052-15	Mig Gun Lincoln	52
LN250-3035-10	Mig Gun Lincoln	52
LN250-3035-12	Mig Gun Lincoln	52
LN250-3035-15	Mig Gun Lincoln	52
LN250-3035-20	Mig Gun Lincoln	52
LN250-3035-25	Mig Gun Lincoln	52
LN250-4045-10	Mig Gun Lincoln	52
LN250-4045-12	Mig Gun Lincoln	52
LN250-4045-15	Mig Gun Lincoln	52
LN250-4045-20	Mig Gun Lincoln	52
LN250-4045-25	Mig Gun Lincoln	52
LN400-052-10	Mig Gun Lincoln	76
LN400-052-12	Mig Gun Lincoln	76
LN400-052-15	Mig Gun Lincoln	76
LN400-052-20	Mig Gun Lincoln	76
LN400-052-25	Mig Gun Lincoln	76
LN400-116-10	Mig Gun Lincoln	76
LN400-116-12	Mig Gun Lincoln	76
LN400-116-15	Mig Gun Lincoln	76
LN400-116-20	Mig Gun Lincoln	76
LN400-116-25	Mig Gun Lincoln	76
LN400-3545-10	Mig Gun Lincoln	76
LN400-3545-12	Mig Gun Lincoln	76
LN400-3545-15	Mig Gun Lincoln	76
LN400-3545-20	Mig Gun Lincoln	76
LN400-3545-25	Mig Gun Lincoln	76
LN400-564-10	Mig Gun Lincoln	76
LN400-564-12	Mig Gun Lincoln	76
LN400-564-15	Mig Gun Lincoln	76
LN400-564-20	Mig Gun Lincoln	76
LN400-564-25	Mig Gun Lincoln	76
LN500-052-10	Mig Gun Lincoln	81
LN500-052-12	Mig Gun Lincoln	81
LN500-052-15	Mig Gun Lincoln	81
LN500-052-20	Mig Gun Lincoln	81
LN500-052-25	Mig Gun Lincoln	81
LN500-116-10	Mig Gun Lincoln	81
LN500-116-12	Mig Gun Lincoln	81
LN500-116-15	Mig Gun Lincoln	81
LN500-116-20	Mig Gun Lincoln	81
LN500-116-25	Mig Gun Lincoln	81
LN500-332-10	Mig Gun Lincoln	81
LN500-332-12	Mig Gun Lincoln	81
LN500-332-15	Mig Gun Lincoln	81
LN500-3545-10	Mig Gun Lincoln	81
LN500-3545-12	Mig Gun Lincoln	81
LN500-3545-15	Mig Gun Lincoln	81
LN500-3545-20	Mig Gun Lincoln	81
LN500-3545-25	Mig Gun Lincoln	81
LN500-564-10	Mig Gun Lincoln	81
LN500-564-12	Mig Gun Lincoln	81
LN500-564-15	Mig Gun Lincoln	81
LN500-564-20	Mig Gun Lincoln	81
LN500-564-25	Mig Gun Lincoln	81
LN500-764-10	Mig Gun Lincoln	81
LN500-764-12	Mig Gun Lincoln	81
LN500-764-15	Mig Gun Lincoln	81
LNS550-10	Sub Arc Gun	104
LNS550-15	Sub Arc Gun	104
LNS550-5	Sub Arc Gun	104
LP130GL-3035-10	130 Amp Gasless Gun	95
LP130GL-3035-12	130 Amp Gasless Gun	95
LP130GL-3035-15	130 Amp Gasless Gun	95
LP180-23-10	Mig Gun POWERMIG	34
LP180-23-12	Mig Gun POWERMIG	34
LP180-3035-10	Mig Gun POWERMIG	34
LP180-3035-12	Mig Gun POWERMIG	34
LP180-3035-15	Mig Gun POWERMIG	34
LP180-4045-10	Mig Gun POWERMIG	34
LP180-4045-12	Mig Gun POWERMIG	34
LP180-4045-15	Mig Gun POWERMIG	34
LP250-052-10	Mig Gun POWERMIG	52
LP250-052-12	Mig Gun POWERMIG	52
LP250-052-15	Mig Gun POWERMIG	52
LP250-3035-10	Mig Gun POWERMIG	52
LP250-3035-12	Mig Gun POWERMIG	52
LP250-3035-15	Mig Gun POWERMIG	52
LP250-3035-20	Mig Gun POWERMIG	52
LP250-3035-25	Mig Gun POWERMIG	52
LP250-4045-10	Mig Gun POWERMIG	52
LP250-4045-12	Mig Gun POWERMIG	52
LP250-4045-15	Mig Gun POWERMIG	52
LP250-4045-20	Mig Gun POWERMIG	52
LP250-4045-25	Mig Gun POWERMIG	52
LP400-052-10	Mig Gun POWERMIG	76
LP400-052-12	Mig Gun POWERMIG	76
LP400-052-15	Mig Gun POWERMIG	76
LP400-052-20	Mig Gun POWERMIG	76
LP400-052-25	Mig Gun POWERMIG	76
LP400-116-10	Mig Gun POWERMIG	76
LP400-116-12	Mig Gun POWERMIG	76
LP400-116-15	Mig Gun POWERMIG	76
LP400-116-20	Mig Gun POWERMIG	76
LP400-116-25	Mig Gun POWERMIG	76
LP400-3545-10	Mig Gun POWERMIG	76
LP400-3545-12	Mig Gun POWERMIG	76
LP400-3545-15	Mig Gun POWERMIG	76
LP400-3545-20	Mig Gun POWERMIG	76
LP400-3545-25	Mig Gun POWERMIG	76
LP400-564-10	Mig Gun POWERMIG	76
LP400-564-12	Mig Gun POWERMIG	76
LP400-564-15	Mig Gun POWERMIG	76
LP400-564-20	Mig Gun POWERMIG	76
LP400-564-25	Mig Gun POWERMIG	76
LPAK-250	Conversion Kit	53
LWH-18LH	Water Hose	148
LWH-96LH	Water Hose	148
M10102-1	Handle	200,202
M10485-13	Ammeter	210
M10485-5	Ammeter	210
M10485-6	Ammeter	210
M10485-7	Ammeter	210
M10485-8	Ammeter	210
M10486-10	Voltmeter	210
M10486-2	Voltmeter	210
M10486-3	Voltmeter	210
M11474-120	Gooseneck	202-203
M11474-120J	Gooseneck	202-203
M11474-3/32	Gooseneck	202-203
M11474-3/32J	Gooseneck	202-203
M11476	Gooseneck	200-201
M11476J	Gooseneck	200-201
M11510-120	Gooseneck	202-203
M11510-120J	Gooseneck	202-203
M11510-25-120	Use 13-443-25	.
M11510-25-3/32	Use 13-443-25	.
M11510-3/32	Gooseneck	202-203
M11510-3/32J	Gooseneck	202-203
M11609	Nozzle Assy	207
M12002-2A	Voltmeter	210
M12161-19	Use 530-8026B	.
M12161-21	Use 730-8025B	.
M12161-27	Use 533U20	.
M12161-28	Use 730-8029B	.
M12161-59	Use 530-8026B	.
M12161-61	Use 730-8025B	.
M12161-67	Use 533U20	.
M12161-68	Use 730-8029B	.
M12462-10	Switch Assy	200,202
M12462-15	Switch Assy	200,202
M130GL-3035-10	Self-Shield Gun	95
M130GL-3035-12	Self-Shield Gun	95
M130GL-3035-15	Self-Shield Gun	95
M13304-12	Gooseneck	200-201
M13304-12-50	Gooseneck	200-201
M13304-12-50J	Gooseneck	200-201
M13304-12J	Gooseneck	200-201
M13304-6	Gooseneck	200-201
M13304-6J	Gooseneck	200-201
M13900	Use T14166-9	.
M14027-45-5/64	Gooseneck	202-203
M14027-45-5/64J	Gooseneck	203
M14027-82-5/64	Gooseneck	202-203
M14027-82-5/64J	Gooseneck	203
M14048	Use 15-531	.
M14050-1	Use 15-531	.
M14188	Gooseneck	200-201
M14188-5	Gooseneck	200-201
M14188-5J	Gooseneck	201
M14188J	Gooseneck	200-201
M15308-1	Use 6429	.
M15308-2	Use 6429	.
M15308-4	Use 6429	.
M15538-2	Voltmeter	210
M15539-1	Ammeter	210
M15539-2	Ammeter	210
M15539-3	Ammeter	210
M17291-1-10	Cord	214
M17291-1-100	Cord	214
M17291-1-25	Cord	214
M17291-1-50	Cord	214
M17291-1-75	Cord	214
M17291-2-10	Cord	214
M17291-2-100	Cord	214
M17291-2-25	Cord	214
M17291-2-50	Cord	214
M17291-2-75	Cord	214
M17291-3-10	Cord	214
M17291-3-100	Cord	214
M17291-3-25	Cord	214
M17291-3-50	Cord	214
M17291-3-75	Cord	214
M17291-4-10	Cord	214
M17291-4-100	Cord	214
M17291-4-25	Cord	214
M17291-4-50	Cord	214
M17291-4-75	Cord	214
M17301-025	Drive Roll	209
M17301-030	Drive Roll	209
M17301-035	Drive Roll	209
M17301-052	Drive Roll	209
M17302-035	Drive Roll	209
M17302-052	Drive Roll	209
M17302-116	Drive Roll	209
M17302-120	Drive Roll	209
M17302-332	Drive Roll	209
M180-23-10	Mig Gun MILLER	34
M180-23-12	Mig Gun MILLER	34
M180-23-15	Mig Gun MILLER	34
M180-3035-10	Mig Gun MILLER	34
M180-3035-12	Mig Gun MILLER	34
M180-3035-15	Mig Gun MILLER	34
M180-4045-10	Mig Gun MILLER	34
M180-4045-12	Mig Gun MILLER	34
M180-4045-15	Mig Gun MILLER	34
M21002-2A	Use T15134	.
M250-052-10	Mig Gun MILLER	52
M250-052-12	Mig Gun MILLER	52
M250-052-15	Mig Gun MILLER	52
M250-3035-10	Mig Gun MILLER	52
M250-3035-12	Mig Gun MILLER	52
M250-3035-15	Mig Gun MILLER	52
M250-3035-20	Mig Gun MILLER	52
M250-3035-25	Mig Gun MILLER	52
M250-4045-10	Mig Gun MILLER	52
M250-4045-12	Mig Gun MILLER	52
M250-4045-15	Mig Gun MILLER	52
M250-4045-20	Mig Gun MILLER	52
M250-4045-25	Mig Gun MILLER	52
M-260	Air Filter	244
M400-052-10	Mig Gun MILLER	76
M400-052-12	Mig Gun MILLER	76
M400-052-15	Mig Gun MILLER	76
M400-052-20	Mig Gun MILLER	76
M400-052-25	Mig Gun MILLER	76
M400-116-10	Mig Gun MILLER	76
M400-116-12	Mig Gun MILLER	76
M400-116-15	Mig Gun MILLER	76
M400-116-20	Mig Gun MILLER	76

PART NO.	DESCRIPTION	PAGE NO.
M400-116-25	Mig Gun MILLER	76
M400-3545-10	Mig Gun MILLER	76
M400-3545-12	Mig Gun MILLER	76
M400-3545-15	Mig Gun MILLER	76
M400-3545-20	Mig Gun MILLER	76
M400-3545-25	Mig Gun MILLER	76
M400-564-10	Mig Gun MILLER	76
M400-564-12	Mig Gun MILLER	76
M400-564-15	Mig Gun MILLER	76
M400-564-20	Mig Gun MILLER	76
M400-564-25	Mig Gun MILLER	76
M500-052-10	Mig Gun MILLER	81
M500-052-12	Mig Gun MILLER	81
M500-052-15	Mig Gun MILLER	81
M500-052-20	Mig Gun MILLER	81
M500-052-25	Mig Gun MILLER	81
M500-116-10	Mig Gun MILLER	81
M500-116-12	Mig Gun MILLER	81
M500-116-15	Mig Gun MILLER	81
M500-116-20	Mig Gun MILLER	81
M500-116-25	Mig Gun MILLER	81
M500-332-10	Mig Gun MILLER	81
M500-332-12	Mig Gun MILLER	81
M500-332-15	Mig Gun MILLER	81
M500-3545-10	Mig Gun MILLER	81
M500-3545-12	Mig Gun MILLER	81
M500-3545-15	Mig Gun MILLER	81
M500-3545-20	Mig Gun MILLER	81
M500-3545-25	Mig Gun MILLER	81
M500-564-10	Mig Gun MILLER	81
M500-564-12	Mig Gun MILLER	81
M500-564-15	Mig Gun MILLER	81
M500-564-20	Mig Gun MILLER	81
M500-564-25	Mig Gun MILLER	81
M500-764-10	Mig Gun MILLER	81
M500-764-12	Mig Gun MILLER	81
M500-764-15	Mig Gun MILLER	81
M-5090-C	Rheostat	211
M-7230	Element (4 ea.)	244
M7980-2	Ammeter	210
M7981-1	Voltmeter	210
M8249	Cone Body Assy	206
M8249-S	Body	104
M8455-1	Ammeter	210
M8456-1	Voltmeter	210
M9661-32	Diode	211
M9661-32R	Diode	211
M9983-6	Fan Motor	211
MAK-1	Box Only	151
MAK-180	Conversion Kit	35
MAK-1S	Kit For 9 & 20	151
MAK-2	Box Only	151
MAK-250	Conversion Kit	53
MAK-2S	Kit For 17, 18 & 26	151
MAK-353-S	Gas Solenoid	89
MAK-400	Conversion Kit	77
MAK-500	Conversion Kit	81
ME128	EASYkleen Neutraliser	
	5 Liter	155-156
MF-4	Flexible Barrel	220
MFC-14	Foot Control	227
MFTC-14	Fingertip Control 27’	154,227
MFTC-14-52	Fingertip Control 52’	154,227
MFTC-5	Fingertip Control 27’	154,227
MFTC-5-52	Fingertip Control 52’	154,227
MFX-4	Flexible Barrel	220
MHC-14	Remote Control	226
MHC-14-1	Remote Control 1’	
	with Miller 14P	226
MHC-14-100	Remote Control	226
MHC-14-25	Remote Control	226
MHC-14-50	Remote Control	226
MHC-3	Remote Control	174,226
MHC-3-1	Remote Hand	
	Control 1’ (15 Ohm)	174,226
MHC-3-100	Remote Control	174,226
MHC-3-25	Remote Control	174,226
MHC-3-50	Remote Control	174,226
MHC-3GD34A	Remote Control	226
MHC-3GD34A-100	Remote Control	226

PART NO.	DESCRIPTION	PAGE NO.
MHC-3GD34A-25	Remote Control	226
MHC-3GD34A-50	Remote Control	226
MHC-K	Knob	226
MHCP-14-1	Hand Control	226
MHCP-14-100	Remote Control	226
MHCP-14-25	Remote Control	226
MHCP-14-50	Remote Control	226
MHCP-14-C-25	Extension Cord, 25’	226
MHCP-14-C-50	Extension Cord, 50’	226
MHCP-14-C-75	Extension Cord, 75’	226
MK-353-24	Gas Hose 26”	89
MS550-10	Sub Arc Gun	104
MS550-15	Sub Arc Gun	104
MS550-5	Sub Arc Gun	104
MSAK-353	Gas Hose w/Grommet	35,53,
		77,81
MSAK-354	Control Cord	35,53,77,
		81,89
MSHOE-1	Copper Shoe	101
MSHOE-2	Copper Shoe	101
NG-550	Narrow Groove Head	101
NG8087-4-1/8	Contact Tip	101
NG8087-4-3/32	Contact Tip	101
NG8087-4-5/32	Contact Tip	101
NG-FT	Flux Tube	101
O1AK-250	Conversion Kit	53
O1AK-400	Conversion Kit	77
OQ 1260-10	Self-Shield Gun	96
OQ 1260-15	Self-Shield Gun	96
OQ250-052-10	Mig Gun OXO	52
OQ250-052-12	Mig Gun OXO	52
OQ250-052-15	Mig Gun OXO	52
OQ250-3035-10	Mig Gun OXO	52
OQ250-3035-12	Mig Gun OXO	52
OQ250-3035-15	Mig Gun OXO	52
OQ250-4045-10	Mig Gun OXO	52
OQ250-4045-12	Mig Gun OXO	52
OQ250-4045-15	Mig Gun OXO	52
OQ400-052-10	Mig Gun OXO	76
OQ400-052-12	Mig Gun OXO	76
OQ400-052-15	Mig Gun OXO	76
OQ400-052-20	Mig Gun OXO	76
OQ400-052-25	Mig Gun OXO	76
OQ400-116-10	Mig Gun OXO	76
OQ400-116-12	Mig Gun OXO	76
OQ400-116-15	Mig Gun OXO	76
OQ400-116-20	Mig Gun OXO	76
OQ400-116-25	Mig Gun OXO	76
OQ400-3545-10	Mig Gun OXO	76
OQ400-3545-12	Mig Gun OXO	76
OQ400-3545-15	Mig Gun OXO	76
OQ400-3545-20	Mig Gun OXO	76
OQ400-3545-25	Mig Gun OXO	76
OQ400-564-10	Mig Gun OXO	76
OQ400-564-12	Mig Gun OXO	76
OQ400-564-15	Mig Gun OXO	76
OQ400-564-20	Mig Gun OXO	76
OQ400-564-25	Mig Gun OXO	76
OQAK-180	Conversion Kit	35
OQAK-250	Conversion Kit	53
OQAK-400	Conversion Kit	77
OR1	O-ring	31
OR-M260	O-ring	244
P180-23-10	Mig Gun PANASONIC	34
P180-23-12	Mig Gun PANASONIC	34
P180-23-15	Mig Gun PANASONIC	34
P180-3035-10	Mig Gun PANASONIC	34
P180-3035-12	Mig Gun PANASONIC	34
P180-3035-15	Mig Gun PANASONIC	34
P180-4045-10	Mig Gun PANASONIC	34
P180-4045-12	Mig Gun PANASONIC	34
P180-4045-15	Mig Gun PANASONIC	34
P250-052-10	Mig Gun PANASONIC	52
P250-052-12	Mig Gun PANASONIC	52
P250-052-15	Mig Gun PANASONIC	52
P250-3035-10	Mig Gun PANASONIC	52
P250-3035-12	Mig Gun PANASONIC	52
P250-3035-15	Mig Gun PANASONIC	52
P250-4045-10	Mig Gun PANASONIC	52
P250-4045-12	Mig Gun PANASONIC	52

PART NO.	DESCRIPTION	PAGE NO.
P250-4045-15	Mig Gun PANASONIC	52
PAK-1-3	Thumb Screw	89
PAK-180	Conversion Kit	35
PAK-250	Conversion Kit	53
PBM-100	Beveling Machine	173
PBM-96C	Chain	173
PG20200	Gauge	171
PG2030	Gauge	171
PG20400	Gauge	171
PG204000	Gauge	171
PG2060	Gauge	171
PG25200	Gauge	171
PG2530	Gauge	171
PG25400	Gauge	171
PG254000	Gauge	171
PG2560	Gauge	171
PRHC-14-100	Use MHCP-14-100	.
PRHC-14-25	Use MHCP-14-25	.
PRHC-14-50	Use MHCP-14-50	.
PRO II	Wire Feeder	120-122
PRO III TIG	Wire Feed System	143
PRO IIX	Wire Feeder	120
PRO IV	Wire Feeder	120-122
PRO IVX	Wire Feeder	120
PWC-116-12	Mig Gun Water Cooled	90
PWC-116-15	Mig Gun Water Cooled	90
PWC-116A-12	Mig Gun Water Cooled	90
PWC-116A-15	Mig Gun Water Cooled	90
PWC-332-12	Mig Gun Water Cooled	90
PWC-332-15	Mig Gun Water Cooled	90
PWC-35-12	Mig Gun Water Cooled	90
PWC-35-15	Mig Gun Water Cooled	90
PWC-364A-12	Mig Gun Water Cooled	90
PWC-364A-15	Mig Gun Water Cooled	90
PWC-45-12	Mig Gun Water Cooled	90
PWC-45-15	Mig Gun Water Cooled	90
PWC-52-12	Mig Gun Water Cooled	90
PWC-52-15	Mig Gun Water Cooled	90
PWC-564-12	Mig Gun Water Cooled	90
PWC-564-15	Mig Gun Water Cooled	90
PWCLN-116-12	Mig Gun Water Cooled	91
PWCLN-116-15	Mig Gun Water Cooled	91
PWCLN-116A-12	Mig Gun Water Cooled	91
PWCLN-116A-15	Mig Gun Water Cooled	91
PWCLN-332-12	Mig Gun Water Cooled	91
PWCLN-332-15	Mig Gun Water Cooled	91
PWCLN-35-12	Mig Gun Water Cooled	91
PWCLN-35-15	Mig Gun Water Cooled	91
PWCLN-364A-12	Mig Gun Water Cooled	91
PWCLN-364A-15	Mig Gun Water Cooled	91
PWCLN-45-12	Mig Gun Water Cooled	91
PWCLN-45-15	Mig Gun Water Cooled	91
PWCLN-52-12	Mig Gun Water Cooled	91
PWCLN-52-15	Mig Gun Water Cooled	91
PWCLN-564-12	Mig Gun Water Cooled	91
PWCLN-564-15	Mig Gun Water Cooled	91
PWCM-116-12	Mig Gun Water Cooled	91
PWCM-116-15	Mig Gun Water Cooled	91
PWCM-116A-12	Mig Gun Water Cooled	91
PWCM-116A-15	Mig Gun Water Cooled	91
PWCM-332-15	Mig Gun Water Cooled	91
PWCM-35-12	Mig Gun Water Cooled	91
PWCM-35-15	Mig Gun Water Cooled	91
PWCM-364A-12	Mig Gun Water Cooled	91
PWCM-364A-15	Mig Gun Water Cooled	91
PWCM-45-12	Mig Gun Water Cooled	91
PWCM-45-15	Mig Gun Water Cooled	91
PWCM-52-12	Mig Gun Water Cooled	91
PWCM-52-15	Mig Gun Water Cooled	91
PWCM-564-12	Mig Gun Water Cooled	91
PWCM-564-15	Mig Gun Water Cooled	91
PWCX-116-12	Mig Gun Water Cooled	91
PWCX-116-15	Mig Gun Water Cooled	91
PWCX-116A-12	Mig Gun Water Cooled	91
PWCX-116A-15	Mig Gun Water Cooled	91
PWCX-332-12	Mig Gun Water Cooled	91
PWCX-332-15	Mig Gun Water Cooled	91
PWCX-35-12	Mig Gun Water Cooled	91
PWCX-35-15	Mig Gun Water Cooled	91
PWCX-364A-12	Mig Gun Water Cooled	91

PART NO.	DESCRIPTION	PAGE NO.
PWCX-364A-15	Mig Gun Water Cooled	91
PWCX-45-12	Mig Gun Water Cooled	91
PWCX-45-15	Mig Gun Water Cooled	91
PWCX-52-12	Mig Gun Water Cooled	91
PWCX-52-15	Mig Gun Water Cooled	91
PWCX-564-12	Mig Gun Water Cooled	91
PWCX-564-15	Mig Gun Water Cooled	91
PX400	Welding Machine, 400A, DC Rectifier	174
PX400SS	Welding Machine, 400A Stainless Steel	174
QCA	Adapter Kit	108
QCB	Connector	92,108
QCC CONDUIT	Conduit / Bulk	92,108-109,207
QCC-108	Conduit	108
QCC-120	Conduit	108
QCC-144	Conduit	108
QCC-180	Conduit	108
QCC-24	Conduit	108
QCC-240	Conduit	108
QCC-30	Conduit	108
QCC-300	Conduit	108
QCC-36	Conduit	108
QCC-48	Conduit	108
QCC-60	Conduit	92,108
QCC-72	Conduit	108
QCC-84	Conduit	108
QCC-96	Conduit	108
QCCHD	Conduit Bulk	108
QCCHD-108	HD Conduit	108
QCCHD-120	HD Conduit	108
QCCHD-144	HD Conduit	108
QCCHD-180	HD Conduit	108
QCCHD-240	HD Conduit	108
QCCHD-300	HD Conduit	108
QCCHD-48	Conduit 48”	108
QCCHD-72	HD Conduit	108
QCCHD-84	HD Conduit	108
QCCHD-96	HD Conduit	108
QCF	Quick Connect 1/4 N.P.T. F	108
QCF-1/2	Quick Connect 1/2-20 F	92,108
QCM	Quick Connect 1/4 N.P.T. M	108-109
QCM-1/2	Quick Connect 1/2 N.P.T. M	108
QCM-1/2-20	Quick Connect Male 1/2-20 (A2089)	108
QJL-116	Jump Liner	188
QJL-2330	Jump Liner	188
QJL-3545	Jump Liner	188
R172-UA	Plug	31,37,41,45,49,65,94
R172-UAG	Plug	31,37,41,45,49,65,94
R173-L	Connector	107
R173-M	Connector	107
R173-T	Connector	107
R174-C	Connector	31,35,37,41,45, 49,55,61,94
R174-E	Connector	31,37,41,45,49,55, 61,65,69,73,83,94
R174-H	Connector	31,37,41,45,49,55, 61,65,69,73,83,94
R174-L	Connector	31,37,41,45,49, 55,61,65,69,73, 83,85,91,94
R174-LC	Connector	35,53,77
R174-M	Connector	31,35,37,41,45,49, 53,55,61,65,69,73, 77,83,85,91,94
R174M-N	Nipple	35,53,77
R174M-R	Insulator	35,77
R174-T	Connector	31,35,37,41,45,49, 53,55,61,65,69,73, 77,83,85,91,94
R174-UA	Plug	55,61,69,73,83,85
R174-UAG	Plug	35,55,61,69,73,83,85
R175-L	Connector	79,87
R175-LC	Connector	81
R175-M	Connector	79,81,87
R175M-N	Nipple	79,81,87
R175-T	Connector	79,81,87
R175-UA	Connector	79,87
R175-UAG	Connector	79,87

PART NO.	DESCRIPTION	PAGE NO.
R185-H	Housing	31,37,41,45,49,55, 61,65,69,73,79, 83,85,87,94,243
R185-S	Spring	31,35,37,41,45,49,53 55,61,65,69,73,77 79,83,85,87,94,243
R185-SC	Screws	31,37,41,45,49,55, 61,65,69,73,79,83, 85,87,91,94,243
R186-H	Housing	91
R186-S	Spring Strain Relief	91
RCC-14	Use MFTC-14	.
RCC-5	Use MFTC-5	.
RF1430-320	CO2 Regulator/Flowmeter	31,41,53, 69,77,170
RF1430-580	Argon Regulator/Flowmeter	31,33, 41,53,69,77,170
RF1430-580-KIT	Argon Regulator/Flowmeter KIT	170
RFC-14	Use MFC-14	.
RFCS-14	Use MFC-14	.
RFG-110	Heating Element	170
RFG-320-H	CO2 Regulator/Flow Gauge	49,65, 79,170
RHC-14	Use MHC-14	.
RHC-14-100	Use MHC-14-100	.
RHC-14-25	Use MHC-14-25	.
RHC-14-50	Use MHC-14-50	.
RHC-3	Use MHC-3	.
RHC-3-100	Use MHC-3-100	.
RHC-3-25	Use MHC-3-25	.
RHC-3-50	Use MHC-3-50	.
RHC-3GD34A	Use MHC-3GD34A	.
RHC-3GD34A-100	Use MHC-3GD34A-100	.
RHC-3GD34A-25	Use MHC-3GD34A-25	.
RHC-3GD34A-50	Use MHC-3GD34A-50	.
RSCLN-15	Remote Start Control	82-83,92, 105-107
RSCLN-25	Remote Start Control	82-83,92, 105-107
RSCM-15	Remote Start Control	82-83,92, 105-107
RSCM-25	Remote Start Control	82-83,92, 105-107
S-008	O-ring	125,129,131,133, 135,139,146
S020000	Use 633U10	.
S10125-1/16	Contact Tip	104,194,207
S10125-1/8	Contact Tip	194,207
S10125-3/16	Contact Tip	194,207
S10125-3/32	Contact Tip	104,194,207
S10125-5/32	Contact Tip	194,207
S10125-5/64	Contact Tip	104,194,207
S10125-7/32	Contact Tip	194,207
S10125-7/64	Contact Tip	194,207
S10125XL-1/16	Contact Tip	194,207
S10125XL-1/8	Contact Tip	194,207
S10125XL-3/16	Contact Tip	194,207
S10125XL-3/32	Contact Tip	194,207
S10125XL-5/32	Contact Tip	194,207
S10125XL-5/64	Contact Tip	194,207
S10125XL-7/32	Contact Tip	194,207
S10125XL-7/64	Contact Tip	194,207
S10138	Plug	206
S10147	Nut	104,206
S10157	Nozzle Body Assy	104,206-207
S10157-2.625	Nozzle	207
S10157-3	Nozzle	207
S10157-4	Nozzle	207
S10157-9EXT	Nozzle Body	101
S10157-M	Flux Tube Clamp	101
S10157-NG	Nozzle Body	101
S10493-1	Insulator	101,206
S11125-1	Stud Assy	211
S11893-4	Decal	211
S12020-15	Plug	217
S12020-16	Plug	217
S12020-17	Plug	217
S12020-26	Plug	217
S12020-27	Plug	212-213,217
S12020-3	Plug	217

PART NO.	DESCRIPTION	PAGE NO.
S12020-32	Plug	217
S12020-59	Use S12020-32	.
S12020-6	Plug	217
S12020-60	Plug	217
S12020-8	Plug	217
S12021-11	Receptacle	217
S12021-12	Receptacle	217
S12021-16	Receptacle	217
S12021-17	Receptacle	217
S12021-18	Receptacle	217
S12021-3	Receptacle	217
S12021-31	Receptacle	217
S12021-32	Receptacle	217
S12021-40	Receptacle	217
S12021-64	Use S12021-17	.
S12021-65	Use S12021-18	.
S12021-66	Use S12021-3	.
S12021-67	Use S12021-31	.
S12021-68	Use S12021-32	.
S12021-70	Use S12021-40	.
S12023-10	Receptacle	217
S12023-11	Receptacle	217
S12023-12	Receptacle	217
S12023-13	Receptacle	217
S12023-15	Receptacle	217
S12023-19	Receptacle	217
S12023-2	Receptacle	217
S12023-8	Receptacle	217
S12023-9	Receptacle	217
S12475	Pressure Arm	208
S12691-1	Nozzle	197,202
S12880	Heat Shield Assy	202
S13037	Heat Shield Assy	200
S13157	Nozzle Collar	207
S13164	Use M11609	.
S13358	Nozzle	197,202
S13921	Tip Adapter	198,207
S14033-.045	Contact Tip	207
S14033-.052	Contact Tip	207
S14033-5/64	Contact Tip	207
S15106-3/32	Insert	206
S15900	Nozzle	197,200
S15921-2	Clamp	200,202
S15922-1	Clamp	200,202
S15954	Tip Adapter	207
S16666-1	Pressure Arm Assy	205,208-209
S17211-1	Sensor Lead	205
S17211-4	Sensor Lead	205
S17217-1	Nozzle	197,200
S18033-052	Use KP1999-1	.
S18497-1	Use KP2008-1	.
S18497-2	Use KP2008-2	.
S18497-3	Use KP2008-3	.
S18497-4	Use KP2008-4	.
S18656	Plug	217
S18697-44	Use KP2010-3B1	.
S18697-45	Use KP2010-4B1	.
S18697-46	Use KP2010-5B1	.
S18697-47	Use KP2010-6	.
S18697-52	Use KP2010-7B1	.
S18752	Use KP2012-1	.
S19757	Plug	200,202,217
S19961-2	Use KP2042-1	.
S19961-3	Use KP2042-2	.
S19961-4	Use KP2042-3	.
S19961-5	Use KP2042-4	.
S19962	Use KP2043-1	.
S19963	Use KP2044-1	.
S19973	Insulator	256
S19974	Attachment	256
S21006	Plug	212,217
S23978-1	Use KP2072-5B1	.
S23978-10	Use KP2072-1B1	.
S23978-11	Use KP2072-2B1	.
S23978-2	Use KP2072-10B1	.
S23978-29	Use KP2072-9B1	.
S23978-3	Use KP2072-12B1	.
S23978-4	Use KP2072-27	.
S23978-9	Use KP2072-14B1	.
S24114	Use KP2075-1	.

PART NO.	DESCRIPTION	PAGE NO.
S24162	Use KP2077-1	.
S550-3	3 Inch Extension for S550-GUN	104
S550A	Adapter	104
S550BHS	Screws	102,104
S550FS	Flux Spring	105
S550FV	Gate valve	102,104
S550H	Flux hopper	102,104
S550HL	Support rim	102,104
S550I-1	Insulator	104
S550I-2	Cover Insulator	104
S550JL	Jumper liner	104
S600W	Torch Head	92
S601	Gas Hose	92
S602	Power Cable Assembly	92
S603	Water Hose	92
S70011	O-ring	45,65
S7583-1	Plug	212,217
S8087-045	Contact Tip	194,207
S8087-1/16	Contact Tip	194,207
S8087-1/8	Contact Tip	194,207
S8087-3/32	Contact Tip	194,207
S8087-5/32	Contact Tip	194,207
S8087-5/64	Contact Tip	194,207
S8087-7/64	Contact Tip	194,207
S8087-TA	Tip Adapter	198,207
S9776-7	Retaining Ring	200,202
SA-12-45-4R	Extension	105
SA-12-60-4R	Extension	105
SA-12-90-4R	Extension	105
SA-6-30	Extension	105
SA-6-45	Extension	105
SA-6-60	Extension	105
SA-6-90	Extension	105
SA-9-22	Extension	105
SA-9-30	Extension	105
SA-9-45	Extension	105
SA-9-60	Extension	105
SA-9-75	Extension	105
SA-9-90	Extension	105
SB-550-6	Aluminum Outer Tube	106
SB-551	Nozzle Assy	106
SB-552	Flux Spring Assy	106
SB-554	Insulator	106
SB-555-1/16	Contact Tip	106
SB-555-3/32	Contact Tip	106
SB-555-5/64	Contact Tip	106
SB-556	Flux Tube	106
SB-557-13	Flux Hose	106
SB-557-18	Flux Hose	106
SB-558	Set Screw	106
SB-9-30	Extension 9”-30°	106
SB-9-45	Extension 9”-45°	106
SB-9-60	Extension 9”-60°	106
SB-9-70	Extension	106
SB-9-90	Extension	106
SBH-1/2	Black Hose on Reel	172
SBH-1/4	Black Hose on Reel	172
SBH-3/16	Black Hose on Reel	172
SBH-3/8	Black Hose on Reel	172
SBH-5/16	Black Hose on Reel	172
SBH-5/8	Black Hose on Reel	172
SBLN559-10	Cable Assy	106
SBLN559-15	Cable Assy	106
SBM559-10	Cable Assy	106
SBM559-15	Cable Assy	106
SBR-10	Hose	172
SBR-100	Hose	172
SBR-106	Hose	172
SBR-16	Hose	172
SBR-25	Hose	172
SBR-31	Hose	172
SBR-50	Hose	172
SBR-56	Hose	172
SBR-75	Hose	172
SBR-81	Hose	172
SBSLN550-70-10	Small Bore Sub Arc Gun	106
SBSLN550-70-15	Small Bore Sub Arc Gun	106
SBSLN550-90-10	Small Bore Sub Arc Gun	106
SBSLN550-90-15	Small Bore Sub Arc Gun	106
SBSM550-70-10	Small Bore Sub Arc Gun	106
SBSM550-70-15	Small Bore Sub Arc Gun	106
SBSM550-90-10	Small Bore Sub Arc Gun	106
SBSM550-90-15	Small Bore Sub Arc Gun	106
SGH-1/4	Green Hose on Reel	172
SGL-10	Green Hose	172
SGL-100	Green Hose	172
SGL-106	Green Hose	172
SGL-16	Green Hose	172
SGL-25	Green Hose	172
SGL-31	Green Hose	172
SGL-50	Green Hose	172
SGL-56	Green Hose	172
SGL-75	Green Hose	172
SGL-81	Green Hose	172
SGR-10	Green Hose	172
SGR-100	Green Hose	172
SGR-106	Green Hose	172
SGR-16	Green Hose	172
SGR-25	Green Hose	172
SGR-31	Green Hose	172
SGR-50	Green Hose	172
SGR-56	Green Hose	172
SGR-75	Green Hose	172
SGR-81	Green Hose	172
SP-200	Use 037305	.
SP210	Cable Assy	41
SP212	Cable Assy	41
SP215	Cable Assy	41
SP220	Cable Assy	41
SP225	Cable Assy	41
SP250-052-10	Mig Gun	40
SP250-052-12	Mig Gun	40
SP250-052-15	Mig Gun	40
SP250-052-20	Mig Gun	40
SP250-052-25	Mig Gun	40
SP250-3035-10	Mig Gun	40
SP250-3035-12	Mig Gun	40
SP250-3035-15	Mig Gun	40
SP250-3035-20	Mig Gun	40
SP250-3035-25	Mig Gun	40
SP250-4045-10	Mig Gun	40
SP250-4045-12	Mig Gun	40
SP250-4045-15	Mig Gun	40
SP250-4045-20	Mig Gun	40
SP250-4045-25	Mig Gun	40
SP400-052-10	Mig Gun	60
SP400-052-12	Mig Gun	60
SP400-052-15	Mig Gun	60
SP400-052-20	Mig Gun	60
SP400-052-25	Mig Gun	60
SP400-116-10	Mig Gun	60
SP400-116-12	Mig Gun	60
SP400-116-15	Mig Gun	60
SP400-116-20	Mig Gun	60
SP400-116-25	Mig Gun	60
SP400-3545-10	Mig Gun	60
SP400-3545-12	Mig Gun	60
SP400-3545-15	Mig Gun	60
SP400-3545-20	Mig Gun	60
SP400-3545-25	Mig Gun	60
SP410	Cable Assy	61
SP412	Cable Assy	61
SP415	Cable Assy	61
SP420	Cable Assy	61
SP425	Cable Assy	61
SPE400-052-10	Mig Gun	76
SPE400-052-12	Mig Gun	76
SPE400-052-15	Mig Gun	76
SPE400-052-20	Mig Gun	76
SPE400-052-25	Mig Gun	76
SPE400-116-10	Mig Gun	76
SPE400-116-12	Mig Gun	76
SPE400-116-15	Mig Gun	76
SPE400-116-20	Mig Gun	76
SPE400-116-25	Mig Gun	76
SPE400-3545-10	Mig Gun	76
SPE400-3545-12	Mig Gun	76
SPE400-3545-15	Mig Gun	76
SPE400-3545-20	Mig Gun	76
SPE400-3545-25	Mig Gun	76
SPH400-052-10	Mig Gun	76
SPH400-052-12	Mig Gun	76
SPH400-052-15	Mig Gun	76
SPH400-052-20	Mig Gun	76
SPH400-052-25	Mig Gun	76
SPH400-116-10	Mig Gun	76
SPH400-116-12	Mig Gun	76
SPH400-116-15	Mig Gun	76
SPH400-116-20	Mig Gun	76
SPH400-116-25	Mig Gun	76
SPH400-3545-10	Mig Gun	76
SPH400-3545-12	Mig Gun	76
SPH400-3545-15	Mig Gun	76
SPH400-3545-20	Mig Gun	76
SPH400-3545-25	Mig Gun	76
SPLN400-052-10	Mig Gun	76
SPLN400-052-12	Mig Gun	76
SPLN400-052-15	Mig Gun	76
SPLN400-052-20	Mig Gun	76
SPLN400-052-25	Mig Gun	76
SPLN400-116-10	Mig Gun	76
SPLN400-116-12	Mig Gun	76
SPLN400-116-15	Mig Gun	76
SPLN400-116-20	Mig Gun	76
SPLN400-116-25	Mig Gun	76
SPLN400-3545-10	Mig Gun	76
SPLN400-3545-12	Mig Gun	76
SPLN400-3545-15	Mig Gun	76
SPLN400-3545-20	Mig Gun	76
SPLN400-3545-25	Mig Gun	76
SPLP400-052-10	Mig Gun	76
SPLP400-052-12	Mig Gun	76
SPLP400-052-15	Mig Gun	76
SPLP400-052-20	Mig Gun	76
SPLP400-052-25	Mig Gun	76
SPLP400-116-10	Mig Gun	76
SPLP400-116-12	Mig Gun	76
SPLP400-116-15	Mig Gun	76
SPLP400-116-20	Mig Gun	76
SPLP400-116-25	Mig Gun	76
SPLP400-3545-10	Mig Gun	76
SPLP400-3545-12	Mig Gun	76
SPLP400-3545-15	Mig Gun	76
SPLP400-3545-20	Mig Gun	76
SPLP400-3545-25	Mig Gun	76
SPM400-052-10	Mig Gun	76
SPM400-052-12	Mig Gun	76
SPM400-052-15	Mig Gun	76
SPM400-052-20	Mig Gun	76
SPM400-052-25	Mig Gun	76
SPM400-116-10	Mig Gun	76
SPM400-116-12	Mig Gun	76
SPM400-116-15	Mig Gun	76
SPM400-116-20	Mig Gun	76
SPM400-116-25	Mig Gun	76
SPM400-3545-10	Mig Gun	76
SPM400-3545-12	Mig Gun	76
SPM400-3545-15	Mig Gun	76
SPM400-3545-20	Mig Gun	76
SPM400-3545-25	Mig Gun	76
SPOQ400-052-10	Mig Gun	76
SPOQ400-052-12	Mig Gun	76
SPOQ400-052-15	Mig Gun	76
SPOQ400-052-20	Mig Gun	76
SPOQ400-052-25	Mig Gun	76
SPOQ400-116-10	Mig Gun	76
SPOQ400-116-12	Mig Gun	76
SPOQ400-116-15	Mig Gun	76
SPOQ400-116-20	Mig Gun	76
SPOQ400-116-25	Mig Gun	76
SPOQ400-3545-10	Mig Gun	76
SPOQ400-3545-12	Mig Gun	76
SPOQ400-3545-15	Mig Gun	76
SPOQ400-3545-20	Mig Gun	76
SPOQ400-3545-25	Mig Gun	76
SPX400-052-10	Mig Gun	76
SPX400-052-12	Mig Gun	76
SPX400-052-15	Mig Gun	76
SPX400-052-20	Mig Gun	76
SPX400-052-25	Mig Gun	76

PROFAX PRODUCT INDEX

PART NO.	DESCRIPTION	PAGE NO.
SPX400-116-10	Mig Gun	76
SPX400-116-12	Mig Gun	76
SPX400-116-15	Mig Gun	76
SPX400-116-20	Mig Gun	76
SPX400-116-25	Mig Gun	76
SPX400-3545-10	Mig Gun	76
SPX400-3545-12	Mig Gun	76
SPX400-3545-15	Mig Gun	76
SPX400-3545-20	Mig Gun	76
SPX400-3545-25	Mig Gun	76
ST-600	Machine Torch	92
SW-1	Switch	125,129,131,133, 137,139,143
SW-1F	Switch	125,129,131, 133,137,139
SW-2	On/Off Switch	125,129,131, 133,137,139
T10570	Screw	101,206
T10574	Ferrule	104,206
T10575	Flux Cone	104,197,206-207
T10575-875	Nozzle	197,207
T10575XL	Nozzle	194,197,207
T10812-122	Potentiometer	211
T10812-40	Potentiometer	211
T12011-045	Contact Tip	194
T12011-068	Contact Tip	194
T12011-1/16	Contact Tip	194
T12011-3/32	Contact Tip	194
T12011-5/64	Contact Tip	194
T12011-7/64	Contact Tip	194
T12025	Use 16-151	.
T12027	Spatter Shield	200,202
T12084	Stud Assy 2 3/4”	211
T12236-045	Contact Tip	194
T12236-068	Contact Tip	194
T12236-072	Contact Tip	194
T12236-1/16	Contact Tip	194
T12236-1/8	Contact Tip	194
T12236-120	Contact Tip	194
T12236-3/32	Contact Tip	194
T12236-5/64	Contact Tip	194
T12236-7/64	Contact Tip	194
T12313	Thread Protector	197,200
T12315	Nozzle	197,200
T12485	Micro Switch	200,202
T12507-.045	Use KP2092-1	.
T12507-5/64	Guide Tube	207
T12564	Brush	211
T12564-1	Use T12564	.
T12565	Use 16-400	.
T12576-1	Insert	202
T12576-2	Insert	200
T12576-3	Insert	202
T12931-19	Gooseneck Liner	200
T12931-26	Gooseneck Liner	200
T12931-32	Gooseneck Liner	202
T12931-4	Gooseneck Liner	200
T12931-5	Gooseneck Liner	202
T12931-7	Gooseneck Liner	202
T12932-1	Screw	200
T12932-2	Screw	202
T12977-1	Insert	200
T12977-2	Insert	202
T13467-120F	Inlet Guide	209
T13835	Hose	206
T13835-IN	Fiber Insulator	206
T14050-035	Contact Tip	195,200
T14050-045	Contact Tip	195,200,207
T14050-052	Contact Tip	195,200,207
T14050-072	Contact Tip	195,200
T14050-1/16	Contact Tip	195,200,207
T14050-1/8	Contact Tip	195,207
T14050-2.75-035	Contact Tip 2.75”	195
T14050-2.75-045	Contact Tip 2.75”	195
T14050-2.75-052	Contact Tip 2.75”	195
T14050-2.75-068	Contact Tip 2.75”	195
T14050-2.75-1/16	Contact Tip 2.75”	195
T14050-2.75-1/8	Contact Tip 2.75”	195
T14050-2.75-3/32	Contact Tip 2.75”	195
T14050-2.75-5/64	Contact Tip 2.75”	195

PART NO.	DESCRIPTION	PAGE NO.
T14050-2.75-7/64	Contact Tip 2.75”	195
T14050-2-035	Contact Tip 2”	195
T14050-2-045	Contact Tip 2”	195
T14050-2-052	Contact Tip 2”	195
T14050-2-068	Contact Tip 2”	195
T14050-2-1/16	Contact Tip 2”	195
T14050-2-1/8	Contact Tip 2”	195
T14050-2-3/32	Contact Tip 2”	195
T14050-2-5/64	Contact Tip 2”	195
T14050-2-7/64	Contact Tip 2”	195
T14050-3/32	Contact Tip	195,200,207
T14050-3-035	Contact Tip 3”	195
T14050-3-045	Contact Tip 3”	195
T14050-3-052	Contact Tip 3”	195
T14050-3-068	Contact Tip 3”	195
T14050-3-1/16	Contact Tip 3”	195
T14050-3-1/8	Contact Tip 3”	195
T14050-3-3/32	Contact Tip 3”	195
T14050-3-5/64	Contact Tip 3”	195
T14050-3-7/64	Contact Tip 3”	195
T14050-5/64	Contact Tip	195,200,207
T14050-7/64	Contact Tip	195,207
T14157-068	Contact Tip	195,202
T14157-072	Contact Tip	195,202
T14157-1/16	Contact Tip	195,202
T14157-1/8	Contact Tip	195,202
T14157-120	Contact Tip	195,202
T14157-3/32	Contact Tip	195,202
T14157-5/64	Contact Tip	195,202
T14157-7/64	Contact Tip	195,202
T14166-9	Stud Assy	211
T14242	Brush	211
T14438	Screw	200,202
T14984	Spacer	209
T15134	Voltmeter	210
T2687	Brush	211
T344	Brush	211
T6085	Brush	211
T6968	Brush	211
T7554	Brush	211
T9078-1	Screw	104,206
T9570	Use T14242	.
T9967-10	Roll Pin	206
T9967-30	Roll Pin	206
TAK-1	Adapter Assy	89
TAK-180	Conversion Kit	35
TAK-250	Conversion Kit	53
TAK-351	Adapter Kit	89
TAK-352-18	Liner	89
TAK-352-23	Liner	89
TAK-352-3035	Liner	89
TAK-352-3545	Liner	89
TAK-352-564	Liner	89
TAK-352-A116	Liner	89
TAK-352-A364	Liner	89
TAK-352-HO	Adapter Plug	89
TAK-352-L20	Adapter Plug	89
TAK-352-L23	Adapter Plug	89
TAK-352-L31	Adapter Plug	89
TAK-352-MS	Adapter Plug	89
TAK-352-P	Adapter Plug	89
TAK-35-HO	Adapter Kit	88
TAK-35-L20	Adapter Kit	88
TAK-35-L23	Adapter Kit	88
TAK-35-L31	Adapter Kit	88
TAK-35-MS	Adapter Kit	88
TAK-400	Conversion Kit	77
TAK-500	Conversion Kit	81
TAS15954	Tip Adapter	207
TC-2B	Fingertip Control 27’	193
TCM-100	Cutting Machine	173
TCM-100-CC	Cutting Attachment	173
TCM-1M	Track	173
TCM-200V	Cutting Machine	173
TCM-200V-2	Cutting Machine 230V	173
TF-160	Flexible Barrel	241
TFX-180	Flexible Barrel	31,33
TFX180-12SP	Flexible Barrel Extreme Heat	33
TFX180-18SP	Flexible Barrel Extreme Heat	33
TFX180-24SP	Flexible Barrel Extreme Heat	33

PART NO.	DESCRIPTION	PAGE NO.
TFX-2	Flexible Barrel	39,241
TFX2-12SP	Flexible Barrel Extreme Heat	39,241
TFX2-18SP	Flexible Barrel Extreme Heat	39,241
TFX2-24SP	Flexible Barrel Extreme Heat	39,241
TFX-3	Flexible Barrel	241
TFX3-12SP	Flexible Barrel Extreme Heat	241
TFX3-18SP	Flexible Barrel Extreme Heat	241
TFX3-24SP	Flexible Barrel Extreme Heat	241
TFX-3HD	HD Flexible Barrel	49,51
TFX3HD-12SP	Flexible Barrel Extreme Heat	51
TFX3HD-18SP	Flexible Barrel Extreme Heat	51
TFX3HD-24SP	Flexible Barrel Extreme Heat	51
TFX-4	Flexible Barrel	55,58,241
TFX4-12SP	Flexible Barrel Extreme Heat	58,241
TFX4-18SP	Flexible Barrel Extreme Heat	58,241
TFX-41HD	HD Flexible Barrel	43
TFX41HD-12SP	Flexible Barrel Extreme Heat	43
TFX41HD-18SP	Flexible Barrel Extreme Heat	43
TFX41HD-24SP	Flexible Barrel Extreme Heat	43
TFX-41SP	Flexible Gooseneck	41,43
TFX41SP-12SP	Flexible Barrel Extreme Heat	43
TFX41SP-18SP	Flexible Barrel Extreme Heat	43
TFX41SP-24SP	Flexible Barrel Extreme Heat	43
TFX4-24SP	Flexible Barrel Extreme Heat	58,241
TFX-42HD	HD Flexible Barrel	63
TFX42HD-12SP	Flexible Barrel Extreme Heat	63
TFX42HD-18SP	Flexible Barrel Extreme Heat	63
TFX42HD-24SP	Flexible Barrel Extreme Heat	63
TFX-42SP	Flexible Gooseneck	61,63
TFX-42SP-12SP	Flexible Barrel Extreme Heat	63
TFX-42SP-18SP	Flexible Barrel Extreme Heat	63
TFX-42SP-24SP	Flexible Barrel Extreme Heat	63
TFX4-8SP	Flexible Barrel Extreme Heat	58
TFX-4EX	Extension	59
TFX4EX-12SP	Flexible Barrel Extreme Heat	59
TFX4EX-18SP	Flexible Barrel Extreme Heat	59
TFX4EX-24SP	Flexible Barrel Extreme Heat	59
TFX-4HD	HD Flexible Barrel	69,71,73,75
TFX4HD-12SP	Flexible Barrel Extreme Heat	71,75
TFX4HD-18SP	Flexible Barrel Extreme Heat	71,75
TFX4HD-24SP	Flexible Barrel Extreme Heat	71,75
TFX-62FC	Flexible Barrel Extreme Heat	45,47
TFX62FC-12SP	Flexible Barrel Extreme Heat	47
TFX62FC-18SP	Flexible Barrel Extreme Heat	47
TFX62FC-24SP	Flexible Barrel Extreme Heat	47
TFX-64FC	Flexible Barrel Extreme Heat	65,67
TFX64FC-12SP	Flexible Barrel Extreme Heat	67
TFX64FC-18SP	Flexible Barrel Extreme Heat	67
TFX64FC-24SP	Flexible Barrel Extreme Heat	67
TLAK-1	Adapter Kit	89
TLAK-351	Adapter Kit	89
TLAK-352	Outlet Guide	89
TLAK7-35	Adapter Kit w/ Solenoid	88
TLAK7-353-S	Gas Solenoid	89
TLAK7-35-LS	Adapter Kit wo/Solenoid	88
TM-1301T	Purge Tape Core	169
TM-1303T	Purge Tape Core	169
TM-2301T	Purge Tape Core	169
TM35-15165R	LW Purge Paper Roll	169
TM35-1722S	LW Paper Sheets	169
TM35-811S	LW Paper Sheets	169
TM35-814S	LW Paper Sheets	169
TM35-9165R	LW Purge Paper Roll	169
TM60-15165R	HW Paper Roll	169
TM60-1522S	HW Paper Sheets	169
TM60-31165R	HW Purge Paper Roll	169
TMSAK-35	Adapter Kit	88
TMSAK-352	Outlet Guide	89
TR-10000	Turning Roll Set	179,181
TR-10000-2	Turning Roll Set	181
TR-2000	Turning Rolls	179-180
TR-20000	Turning Roll Set	179,181
TR-20000-2	Turning Roll Set	181
TR-2000-2	Turning Rolls	180
TR-40000	Turning Roll Set	179,182
TR-5000	Turning Roll	179-180
TR-5000-2	Turning Roll	180
TR-60000	Turning Roll Set	179,182
TRF-4	Flexible Barrel	233
TRK-1	Repair Kit	150

PART NO.	DESCRIPTION	PAGE NO.
TRK-2	Repair Kit	150
TTC-150	Tig Torch Connector	124,128,147
TTC-150D	Tig Torch Connector	147
TTC-200	Tig Torch Connector	138,147
TTC-200D	Tig Torch Connector	147
TW14100R	Hose	172
TW14100T	Hose	172
TW1425R	Hose	172
TW1425T	Hose	172
TW1450R	Hose	172
TW1450T	Hose	172
TW14R	Hose	172
TW14T	Hose	172
U65YT	Welding Umbrella	171
VFC-250	Foot Control	179
VS-1	Valve Stem	139,146
VS-2	Valve Stem	125,129,131, 133,135,146
WBCG	Bridge Cam Gauge	169
WCS-222	2”X2”X2” Slide w/Swivel	184
WCS-222-5	LRG Vblock Torch Mount	184
WCS-66AL	Compound Slide	185
WCS-6AL	Welding Slide	185
WCS-8	8” Slide /200lb.	185
WCS-88	8”X8” Slide /200lb.	185
WCS-88M	8”X8” Motorized Slide /200lb.	185
WFG	Gauge	35,59,73,169
WHLG	Hi-Lo Gauge English	169
WHLG-M	Hi-Lo Gauge Metric	169
WM-44	Manipulator	183
WM-66-4	Manipulator	183
WM-SA	Sub Arc Mount	183
WO-1S	Straight Line Osc. w/Control	184
WO-1V	Angle Osc. w/Control	184
WP-1000	Welding Positioner	176,178-179
WP-1000-2	Welding Positioner	176
WP-2000	Welding Positioner	178-179
WP-2000-2	Welding Positioner	177
WP-2000-4	Welding Positioner	177
WP-250	Welding Positioner	175,178-179
WP-250-2	Welding Positioner	175
WP-500	Welding Positioner	176,178-179
WP-500-2	Welding Positioner	176
WP-6000	Welding Positioner	178-179
WP-6000-4	Welding Positioner	177
WPC-11	Chuck	175
WPC-12	Chuck	178-179
WPC-16	Chuck	178-179
WPC-20	Chuck	178-179
WPC-25	Chuck	178-179
WPC-6	Chuck	178-179
WPG-22	Gripper 22”	178-179
WPG-26	Gripper 26”	178-179
WPG-34	Gripper 34”	178-179
WS-LN10	Wire Straightener	109
WS-LN7	Wire Straightener	109
WS-LN7GMA	Wire Straightener	109
WS-LN89	Wire Straightener	109
WS-LN9GMA	Wire Straightener	109
WS-LSA	Wire Straightener	109,207
WS-LSA-HD	HD Wire Straightener	109
WS-LSAQ	Wire Straightener	109,207
WS-LSAQ-HD	HD Wire Straightener	109
WS-M	Wire Straightener	109
WS-M-67	Wire Striaightener	109
WS-MR	Wire Straightener	109
WS-MRQ	Wire Straightener	109
X1260-10	Self-Shield Gun	96
X1260-15	Self-Shield Gun	96
X180-23-10	Mig Gun EURO	34
X180-23-12	Mig Gun EURO	34
X180-23-15	Mig Gun EURO	34
X180-3035-10	Mig Gun EURO	34
X180-3035-12	Mig Gun EURO	34
X180-3035-15	Mig Gun EURO	34
X180-4045-10	Mig Gun EURO	34
X180-4045-12	Mig Gun EURO	34
X180-4045-15	Mig Gun EURO	34
X250-052-10	Mig Gun EURO	52
X250-052-12	Mig Gun EURO	52
X250-052-15	Mig Gun EURO	52
X250-3035-10	Mig Gun EURO	52
X250-3035-12	Mig Gun EURO	52
X250-3035-15	Mig Gun EURO	52
X250-3035-20	Mig Gun EURO	52
X250-3035-25	Mig Gun EURO	52
X250-4045-10	Mig Gun EURO	52
X250-4045-12	Mig Gun EURO	52
X250-4045-15	Mig Gun EURO	52
X250-4045-20	Mig Gun EURO	52
X250-4045-25	Mig Gun EURO	52
X400-052-10	Mig Gun EURO	76
X400-052-12	Mig Gun EURO	76
X400-052-15	Mig Gun EURO	76
X400-052-20	Mig Gun EURO	76
X400-052-25	Mig Gun EURO	76
X400-116-10	Mig Gun EURO	76
X400-116-12	Mig Gun EURO	76
X400-116-15	Mig Gun EURO	76
X400-116-20	Mig Gun EURO	76
X400-116-25	Mig Gun EURO	76
X400-3545-10	Mig Gun EURO	76
X400-3545-12	Mig Gun EURO	76
X400-3545-15	Mig Gun EURO	76
X400-3545-20	Mig Gun EURO	76
X400-3545-25	Mig Gun EURO	76
X400-564-10	Mig Gun EURO	76
X400-564-12	Mig Gun EURO	76
X400-564-15	Mig Gun EURO	76
X400-564-20	Mig Gun EURO	76
X400-564-25	Mig Gun EURO	76
X-52	Adapter	239,241
X-54	Adapter	239,241
X-56	Adapter	239,241
Z0500F0	Use 08106	.

PROFAX®

www.profax-lenco.com

LENCO®

PROFAX/LENCO products are sold only through Welding Supply Distributors

Printed in China